



stonebranch

Universal Controller 7.0.x

Remote Interfaces

© 2021 by Stonebranch, Inc. All Rights Reserved.

1. Remote Interfaces	4
1.1 Command Line Interface (CLI)	7
1.1.1 Agent Functions	28
1.1.2 Bundle Functions	34
1.1.3 Import and Export Functions	36
1.1.4 OMS Server Functions	41
1.1.5 Password Functions	42
1.1.6 Resource Functions	44
1.1.7 Task Functions	46
1.1.8 Tasks in Workflow Functions	63
1.1.9 Trigger Functions	66
1.1.10 Variable Functions	70
1.2 RESTful Web Services API	72
1.2.1 Agent Web Services	80
1.2.2 Agent Cluster Web Services	96
1.2.3 Audit Web Services	116
1.2.4 Bundles and Promotion Web Services	125
1.2.5 Business Service Web Services	166
1.2.6 Calendar Web Services	172
1.2.7 Cluster Node Web Services	195
1.2.8 Connections Web Services	199
1.2.8.1 Database Connection Web Services	200
1.2.8.2 Email Connection Web Services	207
1.2.8.3 Email Template Web Services	216
1.2.8.4 PeopleSoft Connection Web Services	222
1.2.8.5 SAP Connection Web Services	229
1.2.8.6 SNMP Manager Web Services	238
1.2.9 Credential Web Services	244
1.2.10 Custom Day Web Services	251
1.2.11 Group Web Services	268
1.2.12 OMS Server Web Services	288
1.2.13 Password Web Services	296
1.2.14 Properties Web Services	299
1.2.15 Report Web Services	302
1.2.16 Script Web Services	305
1.2.17 Server Operations Web Services	313
1.2.17.1 Server Operations Web Services - Export and Import	314
1.2.17.2 Server Operations Web Services - LDAP	326
1.2.17.3 Server Operations Web Services - List/Download Logs	334
1.2.17.4 Server Operations Web Services - Roll Log	337
1.2.17.5 Server Operations Web Services - Temporary Property Change	339
1.2.18 System Web Services	341
1.2.19 Task Instance Web Services	345
1.2.19.1 Workflow Task Instance Web Services	416
1.2.20 Task Web Services	422
1.2.20.1 Agent File Monitor Task Web Services	433
1.2.20.2 Application Control Task Web Services	438
1.2.20.3 Email Task Web Services	443
1.2.20.4 Email Monitor Task Web Services	448
1.2.20.5 File Transfer Task Web Services	453
1.2.20.6 Linux Unix Task Web Services	458
1.2.20.7 Manual Task Web Services	463
1.2.20.8 PeopleSoft Task Web Services	473
1.2.20.9 Recurring Task Web Services	480
1.2.20.10 Remote File Monitor Task Web Services	485
1.2.20.11 SAP Task Web Services	490
1.2.20.12 SQL Task Web Services	496
1.2.20.13 Stored Procedure Task Web Services	501
1.2.20.14 System Monitor Task Web Services	506

1.2.20.15 Task Monitor Task Web Services	511
1.2.20.16 Timer Task Web Services	516
1.2.20.17 Universal Command Task Web Services	520
1.2.20.18 Universal Task Web Services	525
1.2.20.19 Variable Monitor Task Web Services	532
1.2.20.20 Web Service Task Web Services	537
1.2.20.21 Windows Task Web Services	543
1.2.20.22 Workflow Task Web Services	548
1.2.20.22.1 Workflow Task - Workflow Task-Related Records	557
1.2.20.22.2 Workflow Task - Workflow Task-Related Records Properties	560
1.2.20.22.3 Workflow Task and Dependency Web Services	569
1.2.20.23 z/OS Task Web Services	583
1.2.20.24 Task Web Services - Task Actions	588
1.2.20.25 Task Web Services - Task-Related Records	593
1.2.20.26 Task Web Services - Properties	598
1.2.20.26.1 Task Properties	599
1.2.20.26.2 Task Action Properties	666
1.2.20.26.3 Task-Related Records Properties	676
1.2.21 Trigger Web Services	683
1.2.21.1 Agent File Monitor Trigger Web Services	694
1.2.21.2 Application Monitor Trigger Web Services	705
1.2.21.3 Composite Trigger Web Services	716
1.2.21.4 Cron Trigger Web Services	739
1.2.21.5 Email Monitor Trigger Web Services	751
1.2.21.6 Manual Trigger Web Services	762
1.2.21.7 Task Monitor Trigger Web Services	771
1.2.21.8 Temporary Trigger Web Services	782
1.2.21.9 Time Trigger Web Services	791
1.2.21.10 Variable Monitor Trigger Web Services	808
1.2.22 Universal Template Web Services	819
1.2.23 User Web Services	835
1.2.24 Variable Web Services	849
1.2.25 Virtual Resource Web Services	860

Remote Interfaces



Command Line Interface (CLI)

- [Overview](#)
- [Command Parameters](#)
- [Return Codes](#)
- [Using the Command Line Interface in z/OS](#)
- [Categories of CLI Commands](#)
- [Agent Functions](#)
- [Bundle Functions](#)
- [Import and Export Functions](#)
- [OMS Server Functions](#)
- [Password Functions](#)
- [Resource Functions](#)
- [Task Functions](#)
- [Tasks in Workflow Functions](#)
- [Trigger Functions](#)
- [Variable Functions](#)



RESTful Web Services API

- [Overview](#)
- [Agent Web Services](#)
- [Agent Cluster Web Services](#)
- [Audit Web Services](#)
- [Bundles and Promotion Web Services](#)
- [Business Service Web Services](#)
- [Calendar Web Services](#)
- [Cluster Node Web Services](#)
- [Connections Web Services](#)
- [Credential Web Services](#)
- [Custom Day Web Services](#)
- [Group Web Services](#)
- [OMS Server Web Services](#)
- [Password Web Services](#)
- [Properties Web Services](#)
- [Report Web Services](#)
- [Script Web Services](#)
- [Server Operations Web Services](#)
- [System Web Services](#)
- [Task Instance Web Services](#)
- [Task Web Services](#)
- [Trigger Web Services](#)
- [Universal Template Web Services](#)
- [User Web Services](#)
- [Variable Web Services](#)
- [Virtual Resource Web Services](#)
- [Workflow Task Instance Web Services](#)



The information on these pages also is located in the [Universal Controller 6.9.x Remote Interfaces.pdf](#).

Command Line Interface (CLI)

- [Introduction](#)
- [CLI Functions](#)
- [Command Line Syntax](#)
- [Special Characters Restrictions](#)
 - [Restrictions for task-variables= Parameter](#)
- [Pre-6.2.0.0 CLI Functions](#)
- [Return Codes](#)
- [Supported Platforms](#)
- [CLI Login](#)
 - [User Restriction](#)
 - [Password Expiration](#)
- [Global Parameters](#)
 - [Specifying Global Parameters](#)
- [Function-Specific Parameters](#)
 - [Modifying Variables](#)
- [Using the CLI for z/OS](#)
 - [z/OS-Specific Syntax Requirements](#)
 - [Methods for Issuing CLI Functions in z/OS](#)

Introduction

The Universal Controller Command Line Interface (CLI) is implemented as a [set of functions](#) that perform specific actions in a Universal Controller. The results of the actions are written to the CLI standard output.

The CLI command, **uagcmd**, executes a [function](#) according to information specified in its required and optional [Global parameters](#) and [function-specific parameters](#).

CLI Functions

CLI functions perform specific actions in a Universal Controller.

The CLI command, **uagcmd**, can execute functions on any system that has TCP/IP connectivity to the Universal Message Service (OMS).

The [command line syntax](#) for each execution of **uagcmd** must specify a single CLI function, required / optional [Global parameters](#), and required / optional function-specific parameters. You must use the required Global parameters to connect to [OMS Servers](#) and to log on to a Controller ([User ID](#) and [Password](#)).

(See [Pre-6.2.0.0 CLI Functions](#) for a backward-compatible version of this syntax that can be used for pre-6.2.0.0 CLI functions.)

The following information is provided for each CLI Function:

- Description
- Command line syntax
- Function-specific parameters
- Example

Functions are listed alphabetically, by category, on the following pages:

<p>Agent Functions</p>	<ul style="list-style-type: none"> • Delete Agent • List Agents Status • Resume Agent • Resume Agent Cluster • Resume Agent Cluster Membership • Set Agent Cluster Task Execution Limit • Set Agent Task Execution Limit • Suspend Agent • Suspend Agent Cluster • Suspend Agent Cluster Membership
<p>Bundle Functions</p>	<ul style="list-style-type: none"> • Schedule Bundle Promotion
<p>Import and Export Functions</p>	<ul style="list-style-type: none"> • Export Bulk • Export Trigger • Import Bulk • Import Trigger
<p>OMS Server Functions</p>	<ul style="list-style-type: none"> • List OMS Servers
<p>Password Functions</p>	<ul style="list-style-type: none"> • Change User Password • Change Credentials Password
<p>Resource Functions</p>	<ul style="list-style-type: none"> • List Virtual Resources • Update Resource Limit
<p>Task Functions</p>	<ul style="list-style-type: none"> • Cancel Task • Clear All Dependencies • Clear Virtual Resource Dependencies • Clear Exclusive Dependencies • Clear Time Dependency • Display All Tasks • Display Task Instance Status • Force Finish a Task • Launch a Task • Put Task on Hold • Release a Task from Hold • Rerun a Task • Set Manual Task to Started • Set Manual Task to Success • Set or Modify Wait Time for a Task Instance • Set Task Priority • Skip a Task

Tasks in Workflow Functions	<ul style="list-style-type: none"> • Clear Predecessor Dependencies • Insert a Task into a Workflow Instance with Dependencies • List Predecessors / Successors of a Task Instance in a Workflow
Trigger Functions	<ul style="list-style-type: none"> • Disable a Trigger • Enable a Trigger • Launch Trigger Tasks Now • List Triggers Status • Modify Time of a Time Trigger
Variable Functions	<ul style="list-style-type: none"> • List Variables • Set Variables

Command Line Syntax

The following command line syntax is used for issuing the CLI command, **uagcmd**:

```
uagcmd functionGlobal parametersfunction-specific parameter(s)
```


Command Line Entry	Description
uagcmd	CLI command that executes all CLI functions.
function	CLI function that performs a specific action in a Universal Controller.
Global parameters	CLI parameters (required and optional) available for all functions.
function-specific parameter(s)	CLI parameters (required and optional) specific to one or more functions.

For example:

```
uagcmd ops-task-launch -c config.cfg -x encryptedfile.txt task-type=unix task-name=task01
```

In this example, the required Global Parameters are contained in the `config.cfg` configuration file.

Note

 For backward-compatibility, you can exclude **uagcmd** from the command line for [all pre-6.2.0.0 CLI functions](#).

Special Characters Restrictions

The following restrictions apply to the use of special characters in CLI function parameters.

Special Characters	Restrictions	Examples
	Can be used only if enclosed in double quotation marks.	<p>C:\Program Files\Universal\OpsCli\bin>uagcmd.exe ops-task-launch -c c.cfg task-name=A B 'B' is not recognized as an internal or external command, operable program or batch file.</p> <p>C:\Program Files\Universal\OpsCli\bin>uagcmd.exe ops-task-launch -c c.cfg task-name="A B" Task Type parameter not specified, defaulting to ALL. Successfully launched the Manual task "A B" with task instance sys_id 14503847946836221302J1Y7WPIV75YF. opscmd-complete</p>
~	Cannot be used, even if enclosed in double quotation marks.	<p>C:\Program Files\Universal\OpsCli\bin>uagcmd.exe ops-task-launch -c c.cfg task-name="A~B" Parameter CMDVERB contains malformed name/value pair(s). opscmd-complete</p>
=	Cannot be used, even if enclosed in double quotation marks; prevents a CLI function from running.	<p>C:\Program Files\Universal\OpsCli\bin>uagcmd.exe ops-task-launch -c c.cfg task-name="A=B" uagcmd ops-task-launch usage: uagcmd ops-task-launch [options] [command_parameters]</p>
+	Can be used with or without double quotation marks.	<p>C:\Program Files\Universal\OpsCli\bin>uagcmd.exe ops-task-launch -c c.cfg task-name="A+B" Task Type parameter not specified, defaulting to ALL. Successfully launched the Manual task "A+B" with task instance sys_id 14503847946836441301OS0WDEQOH7Y1. opscmd-complete</p> <p>C:\Program Files\Universal\OpsCli\bin>uagcmd.exe ops-task-launch -c c.cfg task-name=A+B Task Type parameter not specified, defaulting to ALL. Successfully launched the Manual task "A+B" with task instance sys_id 14503847946836541302LCVCMLXWPSO0. opscmd-complete</p>

Restrictions for task-variables= Parameter

None of these special characters identified in [Special Characters Restrictions](#) - =, |, +, and ~ - can be use in a task-variables= parameter.

Examples

```
C:\Program Files\Universal\OpsCli\bin>uagcmd.exe ops-task-launch -c c.cfg task-name=AB task-variables={variable1="V=1" variable2=V2}
Valid format for variables: {variable=value}.
opscmd-complete
```

```
C:\Program Files\Universal\OpsCli\bin>uagcmd.exe ops-task-launch -c c.cfg task-name=AB task-variables={variable1="V|1" variable2=V2}
Valid format for variables: {variable=value}.
opscmd-complete
```

```
C:\Program Files\Universal\OpsCli\bin>uagcmd.exe ops-task-launch -c c.cfg task-name=AB task-variables={variable1="V+1" variable2=V2}
Valid format for variables: {variable=value}.
opscmd-complete
```

```
C:\Program Files\Universal\OpsCli\bin>uagcmd.exe ops-task-launch -c c.cfg task-name=AB task-variables={variable1="V~1" variable2=V2}
Parameter CMDVERB contains malformed name/value pair(s).
opscmd-complete
```

Pre-6.2.0.0 CLI Functions

For backward-compatibility, you can exclude **uagcmd** from the command line for all pre-6.2.0.0 CLI functions:

<p>Agent Functions</p>	<ul style="list-style-type: none"> • List Agents Status • Resume Agent • Resume Agent Cluster • Resume Agent Cluster Membership • Set Agent Cluster Task Execution Limit • Set Agent Task Execution Limit • Suspend Agent • Suspend Agent Cluster • Suspend Agent Cluster Membership
<p>Import and Export Functions</p>	<ul style="list-style-type: none"> • Export Bulk • Export Trigger • Import Bulk • Import Trigger
<p>Password Functions</p>	<ul style="list-style-type: none"> • Change User Password • Change Credentials Password
<p>Resource Functions</p>	<ul style="list-style-type: none"> • Update Resource Limit
<p>Task Functions</p>	<ul style="list-style-type: none"> • Cancel Task • Display All Tasks • Display Task Instance Status • Force Finish a Task • Launch a Task • Put Task on Hold • Release a Task from Hold • Rerun a Task • Set Manual Task to Started • Set Manual Task to Success • Set Task Priority • Skip a Task

Trigger Functions	<ul style="list-style-type: none"> • Disable a Trigger • Enable a Trigger • Launch Trigger Tasks Now • List Triggers Status
Variable Functions	<ul style="list-style-type: none"> • List Variables • Set Variables


Return Codes

The following table identifies all return codes that can be returned in response to a function:

Return Code	Description
0	Completed successfully.
1	Configuration error (incorrect command line or configuration file entries).
2	Error processing the request.

Supported Platforms

For all [supported platforms](#), the CLI is included in the Universal Agent 7.0.x package.

UNIX	<p>The CLI functions are installed in the following directory:</p> <ul style="list-style-type: none"> • <code>/CLI_HOME/bin</code> <p>Replace <code>CLI_HOME</code> with the directory in which the Agent components are installed.</p>
Windows	<p>The CLI functions are installed in the following directory:</p> <ul style="list-style-type: none"> • <code>DRIVE:\CLI_HOME\bin</code> <p>Replace:</p> <ul style="list-style-type: none"> • <code>DRIVE</code> with the drive they are installed on. Add the appropriate directory for your O/S to your PATH environment variable in order to execute the functions without specifying their full path name. • <code>CLI_HOME</code> with the directory in which the Agent components are installed. <p>Note </p> <p>Do not use fully qualified file names (that is, with the <code>.exe</code> extension) in CLI for Windows parameters; an error will occur.</p>

z/OS	<p>The CLI is implemented with a single program, UAGCMDZ. UAGCMDZ (with alias OPSCMDZ) is installed in the SUNVLOAD library as part of the Universal Agent for z/OS Installation package.</p> <p>See Using the CLI for z/OS for detailed information on using the CLI in a z/OS environment.</p>
-------------	---

CLI Login

User Restriction

You can be restricted from logging in to the CLI either of two ways:

1. The system level default for CLI access, specified by the [System Default Command Line Access](#) Universal Controller system property, has been set to **No**, and the [Command Line Access](#) field in the [User Details](#) for your user account is set to **-- System Default --**.
2. The [Command Line Access](#) field in the [User Details](#) for your user account is set to **No**, which overrides the [System Default Command Line Access](#) value.

If either restriction is in place, the following error message will display when you issue a CLI command:

```
User <your user name> not permitted to use the command line interface. Please check with your administrator.
```

To remove the restriction, the system administrator must either:

- Set the System Default Command Line Access property to **Yes** and set the **Command Line access** field on the User Definition screen for your user account to **-- System Default --**.
- Set the **Command Line access** field on the User Definition screen for your user account to **Yes**.

Password Expiration

While a password is [expired](#), CLI access will be prohibited until the password has been changed.

Note



Password expiration is not applicable to LDAP authenticated users.

Global Parameters

The CLI provides the following Global parameters for use with any [CLI function](#):

Parameter	Required	Optional
CA Certificate List		✓
Configuration File		✓
CRL File		✓
Encrypted File		✓
Encrypted File Key		✓

Help		✓
Message Level		✓
OMS NFT		✓
OMS Servers	✓	
Password	✓	
Queue Name		✓
SSL/TLS		✓
SSL/TLS Cipher List		✓
SSL/TLS Implementation		✓
SSL/TLS Minimum Protocol Version		✓
Timeout		✓
User ID	✓	
Version		✓

The following information is provided below for each Global parameter:

- Description
- Syntax for [specifying the parameter](#).
- Requirement to use the parameter.
- Default value (if any).
- Example

Specifying Global Parameters

Three methods are available for specifying Global parameters:

1. Command line switches
2. [Configuration file](#) entries
3. Environment variables

Note





Each method is available only for some Global parameters; only a command line switch is available for each Global parameter.

CA Certificate List

Description	Trusted CA certificate list in PEM format. DD Name / Dataset Name / HFS File Name for z/OS; file path for other platforms.
Platforms	All
Configuration File Entry	ssl.certstore=

Command Line Switch	-a
Environment Variable	n/a
Required	No
Default	(none)
Example	<ul style="list-style-type: none"> • UNIX <ul style="list-style-type: none"> • <code>/opt/cert/ca.pem</code> • Windows <ul style="list-style-type: none"> • <code>c:\cert\ca.pem</code> • z/OS: <ul style="list-style-type: none"> • <code>-a dd:CACERTS</code> • <code>-a CACERTS</code> • <code>-a "///CACERTS' "</code> • <code>-a "///CACERTS(mbr)'"</code> • <code>-a "/path/to/file/CACERTS"</code>

Configuration File


Description	<p>Configuration file containing one or more Global parameters. It can include the required User ID, Password, and OMS Servers Global parameters.</p> <p>Note  The configuration file syntax is <code>cfggroup.cfgopt=cfgval</code>, where <code>cfggroup</code> is the group to which the option belongs, <code>cfgopt</code> is the option name, and <code>cfgval</code> is the option value.</p> <p>For example:</p> <pre>security.userid=ops.admin security.password=abc123 network.omsservers=7878@dallas01.acme.com,7878@dallas02.acme.com network.omsnft=yes config.timeout=60</pre> <p>You also can specify individual Global parameters (required and optional) on the command line.</p> <p>Note  A sample CLI configuration file, cmdtools.props, is created during the installation of the CLI (an optionally installed component of Universal Agent). However, you can create a configuration file with any name; it must exist in the directory from where you are issuing the uagcmd command.</p>
Platforms	All
Configuration File Entry	n/a
Command Line Switch	-c
Environment Variable	n/a

Required	No
Default	(none)
Example	<ul style="list-style-type: none"> • UNIX <ul style="list-style-type: none"> • <code>/opt/cfgopt/cfgval.pem</code> • Windows <ul style="list-style-type: none"> • <code>c:\cfgopt\cfgval.pem</code> • z/OS: <ul style="list-style-type: none"> • <code>-c dd:cfgval</code> • <code>-c cfgval</code> • <code>-c '//cfgval'</code> • <code>-c '//cfgval(mbr)'</code> • <code>-c "/path/to/file/cfgval"</code>

CRL File

Description	CRL file in PEM format. DD Name / Dataset Name / HFS File Name for z/OS; file path for other platforms.
Platforms	All
Configuration File Entry	ssl.crlfile=
Command Line Switch	-e
Environment Variable	n/a
Required	No
Default	(none)
Example	<p>UNIX</p> <ul style="list-style-type: none"> • <code>/opt/cert/crl.pem</code> <p>Windows</p> <ul style="list-style-type: none"> • <code>c:\cert\crl.pem</code> <p>z/OS</p> <ul style="list-style-type: none"> • <code>-e dd:CRL</code> • <code>-e CRL</code> • <code>-e '//CRL'</code> • <code>-e '//CRL(mbr)'</code> • <code>-e "/path/to/file/CRL"</code>

Encrypted File

Description	<p>Complete path to a file encrypted with the Universal Encrypt utility that contains encrypted user credentials.</p> <p>This file can be used to store encrypted Controller credentials that would otherwise be specified using the User ID or Password parameters. One or both of these parameters can be encrypted and stored in this file. Any other parameters stored in the encrypted file are ignored.</p> <p>Any values specified by User ID or Password on the command line and/or in the Configuration File will override values stored in this file.</p> <p>Note  Universal Encrypt is included in every Agent installation package.</p>
Platforms	All
Configuration File Entry	n/a
Command Line Switch	-x
Environment Variable	n/a
Required	No
Default	(none)
Example	<p>UNIX</p> <ul style="list-style-type: none"> • <code>/opt/encfile/fname.enc</code> <p>Windows</p> <ul style="list-style-type: none"> • <code>c:\encfile\fname.enc</code> <p>z/OS</p> <ul style="list-style-type: none"> • <code>-x dd:fname</code> • <code>-x fname</code> • <code>-x '//fname'</code> • <code>-x '//fname(mbr)'</code> • <code>-x "/path/to/encfile/fname"</code>

Encrypted File Key

Description	Optional key that was passed to the Universal Encrypt utility when the encrypted file specified by <code>-x</code> was created.
Platforms	All
Configuration File Entry	n/a
Command Line Switch	-k
Environment Variable	n/a

Required	No
Default	(none)
Example	

Help

Description	Provides help information for any function.
Platforms	All
Configuration File Entry	n/a
Command Line Switch	-h -?
Environment Variable	n/a
Required	No
Default	(none)
Example	-h

Note



This parameter is exclusive; do not use it with any other parameter. If you do, only the Help information will be returned.

Message Level

Description	<p>Message level to use.</p> <p>The only supported value is:</p> <ul style="list-style-type: none"> • trace (which turns on debug messages)
Platforms	All
Configuration File Entry	-
Command Line Switch	-l <i>value</i>
Environment Variable	n/a
Required	No
Default	Do not use trace.
Example	-l trace

OMS NFT

Description	<p>Specification (yes or no) for whether or not to use NFT (network fault tolerance) for OMS.</p> <p>If NFT is not used:</p> <p>A uagcmd command execution will attempt to connect to each specified OMS Server. If no connection can be made, uagcmd will fail with a non-zero exit code (2).</p> <p>If a network error occurs after a connection to an OMS server is made, the uagcmd will fail with a non-zero exit code (2).</p>
Platforms	All
Configuration File Entry	network.omsnft=
Command Line Switch	-f
Environment Variable	OMSNFT
Required	No
Default	yes
Example	

OMS Servers

Description	<p>Specifies one or more OMS server addresses used for network communication.</p> <p>The syntax of the value is PORT@HOST[,PORT@HOST...], where:</p> <ul style="list-style-type: none"> • PORT is the TCP port on which the OMS server is listening. The OMS default port is 7878. • HOST is the host name or IP address of the OMS server. <p>If multiple OMS servers are specified, they must be comma-separated.</p>
Platforms	All
Configuration File Entry	network.omsservers=
Command Line Switch	-m
Environment Variable	OMSSERVERS
Required	Yes
Default	
Example	network.omsservers=7878@dallas01.acme.com,7878@dallas02.acme.com

Password

Description	Password that the CLI will use to log into the Controller. Must be a valid password for this user.
Platforms	All
Configuration File Entry	security.password=
Command Line Switch	-P
Environment Variable	n/a
Required	Yes
Default	(none)
Example	o

Queue Name

Description	Controller queue name. Must be default for normal set-up.
Platforms	All
Configuration File Entry	network.core=
Command Line Switch	-n
Environment Variable	HUBNAME
Required	No
Default	ops.controller.queue
Example	queue02

SSL/TLS

Description	<p>Specification (by its inclusion on the command line) for whether or not to enable SSL/TLS.</p> <p>Valid values for the configuration file entry are:</p> <ul style="list-style-type: none"> • yes • no
Platforms	All

Configuration File Entry	ssl.enable=
Command Line Switch	-s
Environment Variable	n/a
Required	No
Default	no
Example	-s

SSL/TLS Cipher List

Description	<p>Colon-separated or comma-separated list of allowed SSL/TLS ciphers.</p> <p>The following ciphers are allowed:</p> <ul style="list-style-type: none"> • AES256-GCM-SHA384 • AES256-SHA • AES128-GCM-SHA256 • AES128-SHA • RC4-SHA • RC4-MD5 • DES-CBC3-SHA • NULL-SHA • NULL-SHA256 • NULL-MD5
Platforms	All
Configuration File Entry	ssl.ciphers=
Command Line Switch	-g <i>value</i>
Environment Variable	n/a
Required	No
Default	no
Example	-g AES256-SHA,AES128-SHA

SSL/TLS Implementation

Description	Specification for which SSL/TLS implementation to use on z/OS. Supported values are: <ul style="list-style-type: none"> • openssl • system
Platforms	z/OS
Configuration File Entry	ssl.implementation=
Command Line Switch	-i <i>value</i>
Environment Variable	n/a
Required	No
Default	(none)
Example	-i openssl

SSL/TLS Minimum Protocol Version

Description	Restricts the minimal SSL/TLS protocol version allowed in SSL/TLS session negotiation to the value specified. Supported values are : <ul style="list-style-type: none"> • tls1_0 • tls1_2 Default is no restriction.
Platforms	All
Configuration File Entry	ssl.min_protocol=
Command Line Switch	-d <i>value</i>
Environment Variable	n/a
Required	No
Default	(none)
Example	-d tls1_0

Timeout

Description	Time (in seconds) that the CLI will wait before it reports an error.
--------------------	--

Platforms	All
Configuration File Entry	config.timeout=
Command Line Switch	-o
Environment Variable	n/a
Required	No
Default	60
Example	10

User ID

Description	User ID that the CLI will use to log into the Controller. Must be a valid user with the appropriate permissions defined in the Controller database using the Controller Security module.
Platforms	All
Configuration File Entry	security.userid=
Command Line Switch	-u
Environment Variable	n/a
Required	Yes
Default	(none)
Example	ops.admin

Version

Description	Displays version information for the CLI.
Platforms	All
Configuration File Entry	n/a
Command Line Switch	-v
Environment Variable	n/a
Required	No
Default	(none)

Example

-v

Note



If this parameter is specified, all other parameters (except [Help](#)) are ignored.

Function-Specific Parameters

Most functions contain one or more required and/or optional parameters that are specific to one or more functions.

Modifying Variables

Some function-specific parameters let you modify variables.

Currently, the CLI only supports the modification of [User-Defined Variables](#): global variables, trigger variables, and task/workflow variables.

Modifying a task variable does not impact any existing task instances of that task. When the next task instance is created from the updated task, the new task instance will use the updated variable.

To modify a variable in a task or workflow, you can create a [Set Variable action](#).

Using the CLI for z/OS

All CLI functions are supported in the z/OS environment. They are managed and executed by the program UAGCMDZ (with alias OPSCMDZ), which may execute as either a command processor or a standard z/OS batch job. UAGCMDZ is installed with the z/OS agent in library SUNVLOAD.

z/OS-Specific Syntax Requirements

The functions and syntax requirements for the z/OS environment are very similar to the other [supported platforms](#) with a few exceptions described below.

Command Line Options

When UAGCMDZ is executed as a batch program, command line parameters are specified with the step PARM keyword.

For example:

```
//STEP01 EXEC PGM=UAGCMDZ,
// PARM='ops-agent-status -c dd:CMDOPTS agent-type=windows'
```

Syntax for Options That Accept File Names: -a, -c, -e, and -x

If you use the -a, -c, -e, and -x command line switches for specifying a file on the command line, you must use one of the following formats for the file name.

For example, for the -c (Configuration File) command line switch:

Format	Syntax	Description
--------	--------	-------------

DD Name	-c dd: <i>ddname</i>	<i>ddname</i> references a DD statement that exists in your batch JCL.
Dataset Name	-c "'//' <i>dsname</i> '" -c "'//' <i>pdname(mbr)</i> '"	<i>dsname</i> is a fully-qualified dataset name which may be a partitioned dataset with a member name.
HFS File Name	-c "/ <i>path/to/file</i> <i>/fname</i> "	A fully-qualified path to a file located on the hierarchical z/OS Unix File System, where <i>/path/to/file</i> is the complete path to the file and <i>fname</i> is the name of the file.

Line Numbers in Configuration File

Do not place line numbers in columns 73-80. The entire 80-byte record is read and processed as input.

Methods for Issuing CLI Functions in z/OS

Three methods are available for running UAGCMDZ and executing CLI functions:

- [Using a batch job.](#)
- [Under a TSO session.](#)
- [Using a batch TSO Terminal Monitor Program \(TMP\).](#)

In each example where data sets are specified, we use:

UNV.SUNVLOAD	Library containing the CLI programs UAGCMDZ (and OPSCMDZ alias).
USER.PARM	Data set containing command options.
USER.REXX	Data set containing user REXX EXECs.

Running OCLI Functions in a Batch Job

The CLI program UAGCMDZ executes a single function as a JCL batch job step. If multiple functions are to be executed, run each one as an individual job step.

The following example illustrates running UAGCMDZ as a batch job to request the status of all Windows Agents.

```
//jobname JOB (acctg-info),'your name',MSGCLASS=X,MSGLEVEL=(1,1),
//          CLASS=A,NOTIFY=&SYSUID
//*
//STEP01 EXEC PGM=UAGCMDZ,
// PARM='ops-agent-status -c dd:CMDOPTS agent-type=windows'
//STEPLIB DD DISP=SHR,DSN=UNV.SUNVLOAD
//SYSPRINT DD SYSOUT=*
//SYSOUT DD SYSOUT=*
//CMDOPTS DD DSN=USER.PARM(CMDOPTS),DISP=SHR
//CEEDUMP DD SYSOUT=*
```

In this example:

The step PARM value specifies the CLI function and its options.

The job step can include only one function.

The STEPLIB points to the z/OS Agent load library.

The output will be in SYSPRINT.

CMDOPTS is a DDNAME that references the location of the function parameters.

Issuing CLI Functions under TSO

You can also issue CLI functions under a TSO session.

The sample command string below shows a CLI function issued from an ISPF Command Shell prompt:

```
Enter TSO or Workstation functions below:
==> uagcmdz ops-agent-status -c "'USER.PARM(CMDOPTS)'" agent-type=windows
```

This function will return data similar to the sample below:

Agentname	AgentType	Status
agent-sys00101	Windows	Active
agent-sys00201	Windows	Offline
opscmd-complete		

Issuing CLI Functions as a Batch TSO

The following two examples show how to issue a CLI function in a batch TSO.

Example One

```
//CMDZBAT JOB (acctg-info),'your name',MSGCLASS=X,MSGLEVEL=(1,1),
// CLASS=A,NOTIFY=&SYSUID,TIME=5
//*
//STEP01 EXEC PGM=IKJEFT01,DYNAMNBR=200,REGION=40M
//STEPLIB DD DISP=SHR,DSN=UNV.SUNVLOAD
//SYSPRINT DD SYSOUT=*
//SYSOUT DD SYSOUT=*
//SYSTSPRT DD SYSOUT=*
//CMDOPTS DD DSN=USER.PARM(CMDOPTS),DISP=SHR
//SYSTSIN DD *
uagcmdz ops-agent-status -c dd:CMDOPTS agent-type=windows
/*
```

Output will be in SYSTSPRT.

Example Two

```
//REXXAGNT JOB (acctg-info),'your name',MSGCLASS=X,MSGLEVEL=(1,1),
//          CLASS=A,NOTIFY=&SYSUID,TIME=5
//*
//STEP01 EXEC PGM=IKJEFT01,DYNAMNBR=200,REGION=40M
//STEPLIB DD DISP=SHR,DSN=UNV.SUNVLOAD
//SYSEXEC DD DSN=USER.REXX,DISP=SHR
//SYSPRINT DD SYSOUT=*
//SYSTSPRT DD SYSOUT=*
//CMDOPTS DD DSN=USER.PARM(CMDOPTS),DISP=SHR
//SYSTSIN DD *
%OUTTRAP1
/*
```

The following REXX EXEC must be located in USER.REXX(OUTTRAP1):

```
/****** REXX *****/
/* Using OUTTRAP to */
/* (1) Obtain z/OS agent status */
/* (2) Test status from the response */
/* (3) Launch a task if the agent status is Active */
/*******/
x = OUTTRAP('OPS.')
uagcmdz "ops-agent-status -c dd:CMDOPTS agent-type=z/OS"
SAY 'RC is:' RC
SAY OPS.0 'records were read.'
launch = 'NO'
DO i = 1 to OPS.0 WHILE launch = 'NO'
  IF SUBSTR(OPS.i,61,6) = 'Active' THEN
    DO
      launch = 'YES'
      uagcmdz "ops-task-launch -c dd:CMDOPTS task-name=DUMPT"
    END
  END
DO i = 1 to OPS.0
  SAY OPS.i
END
y = OUTTRAP('OFF')
```

Agent Functions

- [Overview](#)
- [Delete Agent](#)
- [List Agents Status](#)
- [Resume Agent](#)
- [Resume Agent Cluster](#)
- [Resume Agent Cluster Membership](#)
- [Set Agent Cluster Task Execution Limit](#)
- [Set Agent Task Execution Limit](#)
- [Suspend Agent](#)
- [Suspend Agent Cluster](#)
- [Suspend Agent Cluster Membership](#)

Overview

The [command line syntax](#) for each execution of the CLI command, **uagcmd**, must specify a single CLI function, required / optional [Global parameters](#), and required / optional function-specific parameters. You must use the required Global parameters to connect to [OMS Servers](#) and to log on to a Controller ([User ID](#) and [Password](#)).

Universal Controller supports the following CLI functions for Agents, which are listed alphabetically on this page.

- [Delete Agent](#)
- [List Agents Status](#)
- [Resume Agent](#)
- [Resume Agent Cluster](#)
- [Resume Agent Cluster Membership](#)
- [Set Agent Cluster Task Execution Limit](#)
- [Set Agent Task Execution Limit](#)
- [Suspend Agent](#)
- [Suspend Agent Cluster](#)
- [Suspend Agent Cluster Membership](#)


Syntax, parameters, and examples for each function are provided.

Delete Agent


Description	Deletes an Agent record.
Syntax	<code>uagcmd ops-delete-agent global parameters {agent-name=<i>name</i> agent-id=<i>ID</i>}</code>
Parameters	<ul style="list-style-type: none"> • <code>agent-name=</code> Required if <code>agent-id=</code> is not specified; Agent name of the Agent to be deleted (<code>agent-name=</code> and <code>agent-id=</code> are mutually exclusive). • <code>agent-id=</code> Required if <code>agent-name=</code> is not specified; Agent ID of the Agent to be deleted (<code>agent-id=</code> and <code>agent-name=</code> are mutually exclusive).

Example	<pre>uagcmd ops-delete-agent -c config.cfg agent-name=agent A</pre>
----------------	---

List Agents Status


Description	Lists the status of one or more Agents.
Syntax	<pre>uagcmd ops-agent-statusglobal parameters [agent-name=name] agent-type=type [options=v]</pre> <p>Note  For backward-compatibility, you can exclude <code>uagcmd</code> from the command line for this function and all pre-6.2.0.0 CLI functions.</p>
Parameters	<ul style="list-style-type: none"> • <code>agent-name=</code> Optional; Name or partial name of one or more Agents. Wildcards are supported. • <code>agent-type=</code> Optional; One of the following (not case sensitive): windows, unix, linux, linux/unix, zos, z/os. (If not specified, status of all Agents are listed.) • <code>options=</code> Optional; v (Return verbose results.)
Example	<pre>uagcmd ops-agent-status -c config.cfg agent-type=windows</pre>

Resume Agent


Description	Resumes the ability of the identified Agent to run tasks.
Syntax	<pre>uagcmd ops-resume-agentglobal parameters {agent-name=name agent-id=id}</pre> <p>Note  For backward-compatibility, you can exclude <code>uagcmd</code> from the command line for this function and all pre-6.2.0.0 CLI functions.</p>
Parameters	<ul style="list-style-type: none"> • <code>agent-name=</code> Required if <code>agent-id=</code> is not specified; Agent name of the Agent whose ability to run tasks is to be resumed (<code>agent-name=</code> and <code>agent-id=</code> are mutually exclusive). • <code>agent-id=</code> Required if <code>agent-name=</code> is not specified; Agent ID of the Agent whose ability to run tasks is to be resumed (<code>agent-id=</code> and <code>agent-name=</code> are mutually exclusive).

Example	<pre>uagcmd ops-resume-agent -c config.cfg agent-name=agent A</pre>
----------------	---

Resume Agent Cluster


Description	Resumes the ability of the identified Agent Cluster to run tasks.
Syntax	<pre>uagcmd ops-resume-agent-cluster global parameters agent-cluster-name=name</pre> <p>Note  For backward-compatibility, you can exclude <code>uagcmd</code> from the command line for this function and all pre-6.2.0.0 CLI functions.</p>
Parameter	<ul style="list-style-type: none"> <code>agent-cluster-name=</code> Required; Agent cluster name of the Agent Cluster whose ability to run tasks is to be resumed.
Example	<pre>uagcmd ops-resume-agent-cluster -c config.cfg agent-cluster-name=cluster A</pre>

Resume Agent Cluster Membership


Description	Resumes the membership of the identified Agent in the identified Agent Cluster.
Syntax	<pre>uagcmd ops-resume-agent-cluster-membership global parameters {agent-name=name agent-id=ID} agent-cluster-name=name</pre> <p>Note  For backward-compatibility, you can exclude <code>uagcmd</code> from the command line for this function and all pre-6.2.0.0 CLI functions.</p>
Parameters	<ul style="list-style-type: none"> <code>agent-name=</code> Required if <code>agent-id=</code> is not specified; Agent name of the Agent whose membership in the Agent Cluster is to be resumed (<code>agent-name=</code> and <code>agent-id=</code> are mutually exclusive). <code>agent-id=</code> Required if <code>agent-name=</code> is not specified; Agent ID of the Agent whose membership in the Agent Cluster is to be resumed (<code>agent-id=</code> and <code>agent-name=</code> are mutually exclusive). <code>agent-cluster-name=</code> Required; Agent cluster name of the Agent Cluster in whose membership the identified Agent is to be resumed.

Example	<pre>uagcmd ops-resume-agent-cluster-membership -c config.cfg agent-name=agent A agent-cluster-name=cluster A</pre>
----------------	---

Set Agent Cluster Task Execution Limit


Description	Specifies whether or not an Agent Cluster has a task execution limit and, if so, sets the task execution limit.
Syntax	<pre>uagcmd ops-set-agent-cluster-task-execution-limitglobal parameters agent-cluster-name=name limit-type=type limit-amount=number</pre> <p>Note  For backward-compatibility, you can exclude <code>uagcmd</code> from the command line for this function and all pre-6.2.0.0 CLI functions.</p>
Parameters	<ul style="list-style-type: none"> • <code>agent-cluster-name=</code> Required; Name of the Agent Cluster. • <code>limit-type=</code> Required; Specification for whether or not there is a limit to the number of tasks that can be run at the same time by the Agent Cluster. Allowable values (not case sensitive) are: limited, unlimited. • <code>limit-amount=</code> Required if <code>limit-type=limited</code>; Maximum number of tasks that can be run at the same time by the Agent Cluster.
Example	<pre>uagcmd ops-set-agent-cluster-task-execution-limit -c config.cfg agent-cluster-name=cluster A limit-type=limit limit-amount=500</pre>

Set Agent Task Execution Limit


Description	Specifies whether or not an Agent has a task execution limit and, if so, sets the task execution limit.
Syntax	<pre>uagcmd ops-set-agent-task-execution-limitglobal parameters {agent-name=name agent-id=ID} limit-type=type limit-amount=number</pre> <p>Note  For backward-compatibility, you can exclude <code>uagcmd</code> from the command line for this function and all pre-6.2.0.0 CLI functions.</p>

Parameters	<ul style="list-style-type: none"> <code>agent-name=</code> Required if <code>agent-id=</code> is not specified; Name of the Agent (<code>agent-name=</code> and <code>agent-id=</code> are mutually exclusive). <code>agent-id=</code> Required if <code>agent-name=</code> is not specified; ID of the Agent (<code>agent-id=</code> and <code>agent-name=</code> are mutually exclusive). <code>limit-type=</code> Required; Specification for whether or not there is a limit to the number of tasks that can be run concurrently by the Agent. Allowable values (not case sensitive) are limited, unlimited. <code>limit-amount=</code> Required if <code>limit-type=limited</code>; Maximum number of tasks that can be run at the same time by the Agent.
Example	<pre>uagcmd ops-set-agent-task-execution-limit -c config.cfg agent-name=agent A limit-type=limit limit-amount=500</pre>

Suspend Agent


Description	Suspends the ability of the identified Agent to run tasks.
Syntax	<pre>uagcmd ops-suspend-agent global parameters {agent-name=name agent-id=ID}</pre> <p>Note  For backward-compatibility, you can exclude <code>uagcmd</code> from the command line for this function and all pre-6.2.0.0 CLI functions.</p>
Parameters	<ul style="list-style-type: none"> <code>agent-name=</code> Required if <code>agent-id=</code> is not specified; Agent name of the Agent whose ability to run tasks is to be suspended (<code>agent-name=</code> and <code>agent-id=</code> are mutually exclusive). <code>agent-id=</code> Required if <code>agent-name=</code> is not specified; Agent ID of the Agent whose ability to run tasks is to be suspended (<code>agent-id=</code> and <code>agent-name=</code> are mutually exclusive).
Example	<pre>uagcmd ops-suspend-agent -c config.cfg agent-name=agent A</pre>

Suspend Agent Cluster

Description	Suspends the ability of the identified Agent Cluster to run tasks.
Syntax	<pre>uagcmd ops-suspend-agent-cluster global parameters agent-cluster-name=name</pre> <p>Note  For backward-compatibility, you can exclude <code>uagcmd</code> from the command line for this function and all pre-6.2.0.0 CLI functions.</p>

Parameter	<ul style="list-style-type: none"> agent-cluster-name= Required; Agent cluster name of the Agent Cluster whose ability to run tasks is to be suspended.
Example	<pre>uagcmd ops-suspend-agent-cluster -c config.cfg agent-cluster-name=cluster A</pre>

Suspend Agent Cluster Membership

Description	Suspends the membership of the identified Agent in the identified Agent Cluster.
Syntax	<pre>uagcmd ops-suspend-agent-cluster-membership global parameters {agent-name=name agent-id=ID} agent-cluster-name=name</pre> <p>Note  For backward-compatibility, you can exclude <code>uagcmd</code> from the command line for this function and all pre-6.2.0.0 CLI functions.</p>
Parameters	<ul style="list-style-type: none"> agent-name= Required if agent-id= is not specified; Agent name of the Agent whose membership in the Agent Cluster is to be suspended (agent-name= and agent-id= are mutually exclusive). agent-id= Required if agent-name= is not specified; Agent ID of the Agent whose membership in the Agent Cluster is to be suspended (agent-id= and agent-name= are mutually exclusive). agent-cluster-name= Required; Agent cluster name of the Agent Cluster in whose membership the identified Agent is to be suspended.
Example	<pre>uagcmd ops-suspend-agent-cluster-membership -c config.cfg agent-name=agent A agent-cluster-name=cluster A</pre>

Bundle Functions

- [Overview](#)
- [Schedule Bundle Promotion](#)

Overview

The [command line syntax](#) for each execution of the CLI command, **uagcmd**, must specify a single CLI function, required / optional [Global parameters](#), and required / optional function-specific parameters. You must use the required Global parameters to connect to [OMS Servers](#) and to log on to a Controller ([User ID](#) and [Password](#)).

Universal Controller supports the following CLI functions for Bundles, which are listed alphabetically on this page.

- [Schedule Bundle Promotion](#)

Syntax, parameters, and examples for each function are provided.

Schedule Bundle Promotion

Description	Schedules the promotion of a Bundle.
Syntax	<code>uagcmd ops-promote-bundle global parameters {bundle-id=<i>ID</i> bundle-name=<i>name</i>} [promotion-target-id=<i>ID</i> promotion-target-name=<i>name</i>] {[override-user=<i>user</i>] override-password=<i>password</i>}] schedule=option {date=<i>date</i> [time=<i>time</i>]} [create-snapshot=option] [notification-option=notification] [allow-unv-tmpl-t-changes=option]</code>

Parameters	<ul style="list-style-type: none"> • <code>bundle-id=</code> Required if <code>bundle_name=</code> is not specified; <code>sys_id</code> of the bundle to be promoted. • <code>bundle-name=</code> Required if <code>bundle_id=</code> is not specified; Name of the bundle to be promoted. • <code>promotion-target-id=</code> <code>sys_id</code> of the promotion target; Optional if specified on the bundle and if <code>promotion-target-name=</code> is not specified. • <code>promotion-target-name=</code> Name of the promotion target; Optional if specified on the bundle and if <code>promotion-target-id=</code> is not specified. • <code>override-user=</code> Optional; User ID to override the user ID provided from the Promotion Target record. • <code>override-password=</code> Required if <code>override-user=</code> is specified; Password of the User ID being used to override the user ID provided from the Promotion Target record. • <code>schedule=</code> Required; Specification (not case sensitive) for whether to schedule the promotion (Yes/Y/true) or promote the Bundle immediately (No/N/false). • <code>date=</code> Required if <code>schedule=Yes/Y/true</code>; Promotion schedule date in format yyyy-MM-dd. • <code>time=</code> Optional if <code>schedule=Yes/Y/true</code>; Promotion schedule time in format HH-mm (default is 00:00). • <code>create-snapshot=</code> Optional if <code>schedule=Yes/Y/true</code>; Specification (Yes/Y/true or No/N/false; not case sensitive) for whether a Bundle snapshot should be taken and stored with the scheduled promotion. Default is No/N/false. • <code>notification-option=</code> Optional; Operation (if any) that will cause a System Notification to be sent when the promotion is done (not case sensitive): operation_failure (default), operation_success/failure, or operation_success. • <code>allow-unv-tmplt-changes=</code> Optional; Specification (not case sensitive) for whether to allow (Yes/Y/true) or not allow (No/N/false) the Bundle to contain new or changed Universal Templates.
Example	<pre>uagcmd ops-promote-bundle -c config.cfg bundle-name=Bundle A schedule=Yes date=2015-06-12 create-snapshot=Yes</pre>

Import and Export Functions

- [Overview](#)
- [Export Bulk](#)
- [Export Trigger](#)
- [Import Bulk](#)
- [Import Trigger](#)

Overview

The [command line syntax](#) for each execution of the CLI command, **uagcmd**, must specify a single CLI function, required / optional [Global parameters](#), and required / optional function-specific parameters. You must use the required Global parameters to connect to [OMS Servers](#) and to log on to a Controller ([User ID](#) and [Password](#)).

Universal Controller supports the following CLI functions for Imports and Exports, which are listed alphabetically on this page.

- [Export Bulk](#)
- [Export Trigger](#)
- [Import Bulk](#)
- [Import Trigger](#)



Syntax, parameters, and examples for each function are provided.

Important!

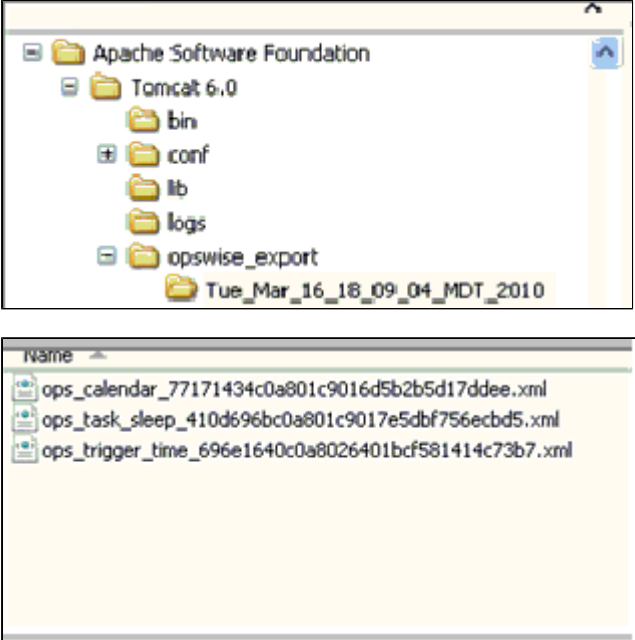



It is strongly recommended that you do NOT use the Import and Export functions for modification of Universal Controller records. API functions are available if you need to programmatically update, copy, insert, or otherwise manipulate Universal Controller records.

Export Bulk

<p>Description</p>	<p>Performs a bulk export of all records in your Controller database.</p> <p>The location of the export is specified by the Export Path (<code>opswise.export.path</code>) Universal Controller system property.</p> <p>The default directory, where <code>\$CATALINA_HOME</code> is the base Tomcat installation directory, is either:</p> <ul style="list-style-type: none"> • <code>\$CATALINA_HOME/opswise_export</code> • <code>\$CATALINA_HOME\opswise_export</code> <p>Each export creates a sub-directory under the specified path in the following format:</p> <p>WWW_MMM_DD_HH_MM_SS_TZ_YYYY-BULK_EXPORT</p> <ul style="list-style-type: none"> • WWW: 3-Letter Weekday • MMM: 3-Letter Month • DD: Day • HH: Hour • MM: Minute • SS: Second • TZ: Time Zone • YYYY: 4-Digit Year <p>Note  Export Bulk performs a similar function as the Bulk ExportServer Operation, but not Bulk Export with Versions.</p>
<p>Syntax</p>	<p><code>uagcmd ops-export-bulk</code> global parameters</p> <p>Note  For backward-compatibility, you can exclude <code>uagcmd</code> from the command line for this function and all pre-6.2.0.0 CLI functions.</p>
<p>Example</p>	<pre>uagcmd ops-export-bulk -c config.cfg</pre>

Export Trigger


<p>Description</p>	<p>Performs an export of the specified trigger(s) and all the associated record(s). For example, if you export one trigger, the CLI also exports the calendar used in the trigger and all tasks launched by the trigger. The CLI creates a separate XML file for each record type and generates the output directory and file names using a date and timestamp, plus an internal record identifier generated by the Controller.</p> <p>All exported XML definition files will be saved to a timestamped directory under the path defined by the Export Path Universal Controller system property. The following illustrates a sample output directory and exported data:</p> 
<p>Syntax</p>	<p><code>uagcmd ops-export-triggerglobal parameters trigger-name=name [trigger-type=type]</code></p> <p>Note  For backward-compatibility, you can exclude <code>uagcmd</code> from the command line for this function and all pre-6.2.0.0 CLI functions.</p>
<p>Parameters</p>	<ul style="list-style-type: none"> • <code>trigger-name=</code> Required; Name of one or more triggers. Wildcards are supported. • <code>trigger-type=</code> Optional; If you used a wildcard in trigger-name, you can use trigger-type to narrow down the selection to a specific type of trigger. Allowable values are (not case sensitive): cron, time, file_trigger, temporary, task_monitor, manual, application_monitor.


Example	<p>This example exports all triggers whose name begins with SF:</p> <pre>uagcmd ops-export-trigger -c config.cfg trigger-name=SF*</pre>
----------------	--

Import Bulk

Description	<p>Performs a bulk import of records into your Controller database.</p> <p>The location from where records are imported is specified by the System Default CLI Bulk Import Path (<code>opswise.bulk_import.path.default</code>) Universal Controller system property.</p> <p>The default directory, where <code>\$CATALINA_HOME</code> is the base Tomcat installation directory, is either:</p> <ul style="list-style-type: none"> • <code>\$CATALINA_HOME/opswise_import</code> • <code>\$CATALINA_HOME\opswise_import</code> <p>Note  The data being imported must have been exported using the Export Bulk command.</p>
Syntax	<pre>uagcmd ops-import-bulk global parameters</pre> <p>Note  For backward-compatibility, you can exclude <code>uagcmd</code> from the command line for this function and all pre-6.2.0.0 CLI functions.</p>
Example	<pre>uagcmd ops-import-bulk -c config.cfg</pre>

Import Trigger

Description	<p>Imports into your Universal Controller database the trigger records in the path specified in the <code>import-file=</code> parameter.</p>
Syntax	<pre>uagcmd ops-import-trigger global parameters import-file=file</pre> <p>Note  For backward-compatibility, you can exclude <code>uagcmd</code> from the command line for this function and all pre-6.2.0.0 CLI functions.</p>

Parameter	<ul style="list-style-type: none">• <code>import-file=</code> Required; Path containing one or more XML files that were exported via ops-export-trigger or via the Universal Controller user interface using the Export -> XML feature. <p>Note</p> <p> This is the path on the Controller server where the XML files are stored, not a local path to where the command is run.</p>
Example	<pre>uagcmd ops-import-trigger --c config.cfg import-file=ops\import</pre>

OMS Server Functions

- [Overview](#)
- [List OMS Servers](#)

Overview

The [command line syntax](#) for each execution of the CLI command, **uagcmd**, must specify a single CLI function, required / optional [Global parameters](#), and required / optional function-specific parameters. You must use the required Global parameters to connect to [OMS Servers](#) and to log on to a Controller ([User ID](#) and [Password](#)).

Universal Controller supports the following CLI functions for OMS Servers, which are listed alphabetically on this page.

- [List OMS Servers](#)

Syntax, parameters, and examples for each function are provided.

List OMS Servers

Description	Lists OMS Servers and their status.
Syntax	<code>uagcmd ops-oms-status global parameters server-address=address:[port] [options=v]</code>
Parameter	<ul style="list-style-type: none"> • <code>server-address=</code> Required; Server address or partial server address of one or more OMS servers. Wildcards are supported. • <code>options=</code> Optional; Supports the <code>v</code> (verbose) option, which will toggle the SysId column in the response output.
Example	<pre>uagcmd ops-oms-status -c config.cfg server-address=lx12-x64:7878</pre>

Note



The CLI command response will contain the following information for each matching OMS Server:

- Name - OMS Server name
- Status - OMS Server status
- Session Status - OMS Server sessions status
- Sysid - OMS Server [sys_id](#)

Password Functions

- [Overview](#)
- [Change User Password](#)
- [Change Credentials Password](#)

Overview



The [command line syntax](#) for each execution of the CLI command, **uagcmd**, must specify a single CLI function, required / optional [Global parameters](#), and required / optional function-specific parameters. You must use the required Global parameters to connect to [OMS Servers](#) and to log on to a Controller ([User ID](#) and [Password](#)).

Universal Controller supports the following CLI functions for Passwords, which are listed alphabetically on this page.



- [Change User Password](#)
- [Change Credentials Password](#)

Syntax, parameters, and examples for each function are provided.

Change User Password

Description	<p>Changes the password for the specified Universal Controller User account.</p> <p>Note  The authenticated user must have the ops_admin user role.</p>
Syntax	<p><code>uagcmd ops-change-user-password global parameters user-id=userid new-password=password</code></p> <p>Note  For backward-compatibility, you can exclude uagcmd from the command line for this function and all pre-6.2.0.0 CLI functions.</p>
Parameters	<ul style="list-style-type: none"> • <code>user-id=</code> Required; Universal Controller User ID whose password is to be changed. • <code>new-password=</code> Required; The new password that is to be assigned to the specified user.
Example	<pre>uagcmd ops-change-user-password -c config.cfg user-id=user A new-password=password A</pre>

Change Credentials Password

<p>Description</p>	<p>Changes the runtime password for the specified Universal Controller credentials resource.</p> <p>Note  The authenticated user must have the UpdateCredential permission.</p>
<p>Syntax</p>	<p><code>uagcmd ops-change-credentials-password <i>global parameters</i> credentials-name=<i>name</i> new-runtime-password=<i>password</i></code></p> <p>Note  For backward-compatibility, you can exclude <code>uagcmd</code> from the command line for this function and all pre-6.2.0.0 CLI functions.</p>
<p>Parameters</p>	<ul style="list-style-type: none"> • <code>credentials-name=</code> Required; Name of the Universal Controller credentials resource that is to have its password changed. • <code>new-runtime-password=</code> Required; The new runtime password that is to be assigned to the specified credentials resource.
<p>Example</p>	<pre>uagcmd ops-change-credentials-password -c config.cfg credentials-name=Credential A new-runtime-password=password A</pre>

Resource Functions

- [Overview](#)
- [List Virtual Resources](#)
- [Update Resource Limit](#)

Overview

The [command line syntax](#) for each execution of the CLI command, **uagcmd**, must specify a single CLI function, required / optional [Global parameters](#), and required / optional function-specific parameters. You must use the required Global parameters to connect to [OMS Servers](#) and to log on to a Controller ([User ID](#) and [Password](#)).

Universal Controller supports the following CLI functions for Resources, which are listed alphabetically on this page.

- [List Virtual Resources](#)
- [Update Resource Limit](#)

Syntax, parameters, and examples for each function are provided.

List Virtual Resources

Description	Lists all specified virtual resources.
Syntax	<code>uagcmd ops-resource-list</code> global parameters [resource-name=name] [resource-type=type] [options=v]
Parameters	<ul style="list-style-type: none"> • resource-name= Optional; Name of virtual resource(s) to be listed. Wildcards are supported. • resource-type= Optional; One of the following (not case sensitive): renewable, boundary, depletable. (If not specified, all types of virtual resources are listed.) • options= Optional; Supports the v (verbose) option, which will toggle the SysId and Used By columns in the response output.
Example	<pre>uagcmd ops-resource-list -c config.cfg resource-name=Resource A</pre>

Note



The CLI command response will contain the following information for each matching virtual resource:

- Name - Virtual Resource name
- Type - Virtual Resource type
- Limit - Virtual Resource limit
- Used - Amount of the virtual resource currently used; applicable only to renewable virtual resources
- SysId - Virtual Resource [sys_id](#)
- Used By - Task instances currently using the Virtual Resource in the format `{(task-instance-name:resource-amount) ,(task-instance-name:resource-amount) , ... }`

Update Resource Limit

Description	Updates the resource limit for a resource.
Syntax	<code>uagcmd ops-update-resource-limit</code> global parameters <code>resource-name=name resource-limit=limit</code> Note  For backward-compatibility, you can exclude <code>uagcmd</code> from the command line for this function and all pre-6.2.0.0 CLI functions .
Parameters	<ul style="list-style-type: none">• <code>resource-name=</code> Required; Name of resource to update the limit on.• <code>resource-limit=</code> Required; Resource limit (any integer >= 0).
Example	<pre>uagcmd ops-update-resource-limit -c config.cfgg resource-name=Resource A resource-limit=5</pre>

Task Functions

- [Overview](#)
- [Cancel Task](#)
- [Clear All Dependencies](#)
- [Clear Virtual Resource Dependencies](#)
- [Clear Exclusive Dependencies](#)
- [Clear Time Dependency](#)
- [Display All Tasks](#)
- [Display Task Instance Status](#)
- [Force Finish a Task](#)
- [Launch a Task](#)
- [Put Task on Hold](#)
- [Release a Task from Hold](#)
- [Rerun a Task](#)
- [Set Manual Task to Started](#)
- [Set Manual Task to Success](#)
- [Set or Modify Wait Time for a Task Instance](#)
- [Set Task Priority](#)
- [Skip a Task](#)

Overview



The [command line syntax](#) for each execution of the CLI command, **uagcmd**, must specify a single CLI function, required / optional [Global parameters](#), and required / optional function-specific parameters. You must use the required Global parameters to connect to [OMS Servers](#) and to log on to a Controller ([User ID](#) and [Password](#)).

Universal Controller supports the following CLI functions for Tasks, which are listed alphabetically on this page.

- [Cancel Task](#)
- [Clear All Dependencies](#)
- [Clear Virtual Resource Dependencies](#)
- [Clear Exclusive Dependencies](#)
- [Clear Time Dependency](#)
- [Display All Tasks](#)
- [Display Task Instance Status](#)
- [Force Finish a Task](#)
- [Launch a Task](#)
- [Put Task on Hold](#)
- [Release a Task from Hold](#)
- [Rerun a Task](#)
- [Set Manual Task to Started](#)
- [Set Manual Task to Success](#)
- [Set or Modify Wait Time for a Task Instance](#)
- [Set Task Priority](#)
- [Skip a Task](#)

Syntax, parameters, and examples for each function are provided.

Cancel Task

Description	Cancels the specified task instance . See Cancelling a Task Instance for a description of behavior and restrictions.
Syntax	<pre>uagcmd ops-task-cancel global parameters {task-instance-id=ID task-instance-name=name} [instance-criteria=criteria] [workflow-instance-name=name]</pre> <p>Note  For backward-compatibility, you can exclude <code>uagcmd</code> from the command line for this function and all pre-6.2.0.0 CLI functions.</p>
Parameter	<ul style="list-style-type: none"> <code>task-instance=</code> Required; An internal Universal Controller identifier <p>Deprecated  Replaced by <code>task-instance-id=</code> parameter; the command first will check for <code>task-instance=</code>; if it is not specified, the command will check for <code>task-instance-id=</code>.</p> <ul style="list-style-type: none"> <code>task-instance-id=</code> Required if <code>task-instance-name=</code> is not specified; <code>sys_id</code> of the task instance to run the command on. <code>task-instance-name=</code> Required if <code>task-instance-id=</code> is not specified; Name of the task instance to run the command on. (If <code>instance-criteria=</code> is not specified, the oldest active task instance with the matching name will apply.) <code>instance-criteria=</code> Optional if <code>task-instance-name=</code> is specified; One of the following (not case-sensitive): oldest_active_instance (default), oldest_instance, newest_active_instance, newest_instance <code>workflow-instance-name=</code> For a task instance in a workflow, optional; Name of the workflow instance.
Example	<pre>uagcmd ops-task-cancel -c config.cfg task-instance-name=Task A</pre>

Clear All Dependencies

Description	Clears all dependencies of a task instance.
Syntax	<pre>uagcmd ops-task-clear-dependencies global parameters {task-instance-id=ID task-instance-name=name} [instance-criteria=criteria] [workflow-instance-name=name]</pre>

Parameters	<ul style="list-style-type: none"> • <code>task-instance-id=</code> Required if <code>task-instance-name=</code> is not specified; <code>sys_id</code> of the task instance to run the command on. • <code>task-instance-name=</code> Required if <code>task-instance-id=</code> is not specified; Name of the task instance to run the command on. (If <code>instance-criteria=</code> is not specified, the oldest active task instance with the matching name will apply.) • <code>instance-criteria=</code> Optional, if <code>task-instance-name=</code> is specified; One of the following (not case-sensitive): oldest_active_instance (default), oldest_instance, newest_active_instance, newest_instance. • <code>workflow-instance-name=</code> For a task instance in a workflow, optional; Name of the workflow instance.
Example	<pre>uagcmd ops-task-clear-dependencies -c config.cfg task-instance-name=Task A</pre>

Clear Virtual Resource Dependencies

Description	Clears all virtual resource dependencies of a task instance.
Syntax	<code>uagcmd ops-task-clear-resources</code> <i>global parameters</i> { <code>task-instance-id=ID</code> <code>task-instance-name=name</code> } [<code>instance-criteria=criteria</code>] [<code>workflow-instance-name=name</code>] <code>resource-name=name</code>
Parameters	<ul style="list-style-type: none"> • <code>task-instance-id=</code> Required if <code>task-instance-name=</code> is not specified; <code>sys_id</code> of the task instance to run the command on. • <code>task-instance-name=</code> Required if <code>task-instance-id=</code> is not specified; Name of the task instance to run the command on. (If <code>instance-criteria=</code> is not specified, the oldest active task instance with the matching name will apply.) • <code>instance-criteria=</code> Optional, if <code>task-instance-name=</code> is specified; One of the following (not case-sensitive): oldest_active_instance (default), oldest_instance, newest_active_instance, newest_instance. • <code>workflow-instance-name=</code> For a task instance in a workflow, optional; Name of the workflow instance. • <code>resource-name=</code> Required; One of the following: <ul style="list-style-type: none"> • Name of the virtual resource dependency to clear. • An asterisk (*) to clear all virtual resource dependencies.
Example	<pre>uagcmd ops-task-clear-resources -c config.cfg task-instance-name=Task A resource-name=Resource A</pre>


Clear Exclusive Dependencies

Description	Clears all exclusive dependencies of a task instance.
Syntax	<code>uagcmd ops-task-clear-exclusive</code> global parameters {task-instance-id= <i>ID</i> task-instance-name= <i>name</i> } [instance-criteria= <i>criteria</i>] [workflow-instance-name= <i>name</i>]
Parameters	<ul style="list-style-type: none"> task-instance-id= Required if task-instance-name= is not specified; sys_id of the task instance to run the command on. task-instance-name= Required if task-instance-id= is not specified; Name of the task instance to run the command on. (If instance-criteria= is not specified, the oldest active task instance with the matching name will apply.) instance-criteria= Optional, if task-instance-name= is specified; One of the following (not case-sensitive): oldest_active_instance (default), oldest_instance, newest_active_instance, newest_instance. workflow-instance-name= For a task instance in a workflow, optional; Name of the workflow instance.
Example	<pre>uagcmd ops-task-clear-exclusive -c config.cfg task-instance-name=Task A</pre>


Clear Time Dependency


Description	Clears the time dependency of a task instance.
Syntax	<code>uagcmd ops-task-clear-timewait</code> global parameters {task-instance-id= <i>ID</i> task-instance-name= <i>name</i> } [instance-criteria= <i>criteria</i>] [workflow-instance-name= <i>name</i>]
Parameters	<ul style="list-style-type: none"> task-instance-id= Required if task-instance-name= is not specified; sys_id of the task instance to run the command on. task-instance-name= Required if task-instance-id= is not specified; Name of the task instance to run the command on. (If instance-criteria= is not specified, the oldest active task instance with the matching name will apply.) instance-criteria= Optional, if task-instance-name= is specified; One of the following (not case-sensitive): oldest_active_instance (default), oldest_instance, newest_active_instance, newest_instance. workflow-instance-name= For a task instance in a workflow, optional; Name of the workflow instance.
Example	<pre>uagcmd ops-task-clear-timewait -c config.cfg task-instance-name=Task A</pre>

Display All Tasks

Description	Displays all specified tasks.
Syntax	<pre>uagcmd ops-task-listglobal parameters task-name=name [task-type=type]</pre> <p>Note  For backward-compatibility, you can exclude <code>uagcmd</code> from the command line for this function and all pre-6.2.0.0 CLI functions.</p>
Parameters	<ul style="list-style-type: none"> • <code>task-name=</code> Optional; Name or partial name of one or more tasks. Wildcards are supported. • <code>task-type=</code> Optional; One of the following (not case sensitive): <code>application_control</code>, <code>email</code>, <code>email_monitor</code>, <code>agent_file_monitor</code>, <code>ftp</code>, <code>remote_file_monitor</code>, <code>indesca / universal_command / ucmd</code>, <code>manual</code>, <code>sap</code>, <code>peoplesoft</code>, <code>sql</code>, <code>stored_procedure</code>, <code>system_monitor</code>, <code>task_monitor</code>, <code>timer</code>, <code>unix</code>, <code>variable_monitor</code>, <code>web_service</code>, <code>windows</code>, <code>workflow</code>, <code>zos</code>.
Example	<pre>uagcmd ops-task-list -c config.cfg task-name=Task A task-type=timer</pre>

Display Task Instance Status

Description	Displays the status of all task instance(s) associated with the specified task.
Syntax	<pre>uagcmd ops-task-statusglobal parameters task-instance-name=name [agent-name=name] [task-type=type] [task-status=status] [{workflow-instance-id=id} {workflow-instance-name=name}] [workflow-instance-criteria=criteria] [options=v]</pre> <p>Note  For backward-compatibility, you can exclude <code>uagcmd</code> from the command line for this function and all pre-6.2.0.0 CLI functions.</p>

Parameters	<ul style="list-style-type: none"> task-name= Required; Name or partial name of one or more tasks. Wildcards are supported. <p>Deprecated</p> <p> Replaced by task-instance-name= parameter; the command first will check for task-name=; if it is not specified, the command will check for task-instance-name=.</p> <ul style="list-style-type: none"> task-instance-name= Optional; Name of the task instance(s) to be listed. Wildcards are supported. agent-name= Optional; Name of the agent the task instance(s) are running on. task-type= Optional; One of the following (not case sensitive): application_control, email, email_monitor, agent file_monitor, ftp, remote_file_monitor, indesca / universal_command / ucmd, manual, sap, peoplesoft, sql, stored_procedure, system_monitor, task_monitor, timer, unix, variable_monitor, web_service, windows, workflow, zos. task-status= Optional; List of comma-separated task status codes and/or names (not case sensitive): <i>status code or name,status code or name,...,status code or name</i>. An exclamation mark (!) preceding a task status code or name excludes task instances with that status. workflow-instance-id= For a task instance in a workflow, optional if workflow-instance-name= is not specified; sys_id of the workflow instance. workflow-instance-name= For a task instance in a workflow, optional if workflow-instance-id= is not specified; Name of the workflow instance. (If workflow-instance-criteria= is not specified, the oldest active Workflow instance with the matching name will apply.) workflow-instance-criteria= Optional, if workflow-instance-name= is specified; One of the following (not case-sensitive): oldest_active_instance (default), oldest_instance, newest_active_instance, newest_instance. options= Optional; v (Return verbose results.)
Example	<pre>uagcmd ops-task-status -c config.cfg task-instance-name=mantask agent-name=managent task-type>manual</pre>

Task Instance Status Types

The following table describes all possible task instance statuses for all task types.

Note





The format of multi-word task status names specified in the [Task Instance Status](#) CLI function differs from the format of task status names used in the Controller [user interface](#). In [Task Instance Status](#), the words are separated by an underscore character; in the user interface, they are separated by a space.

Status Name	Status Code	Task Type	Description
Action_Required	60	Manual	When a manual task launches, it goes into Action Required status, meaning a user must perform some manual activity. For details, see Manual task .
Cancel_Pending	99	Agent-based	A process running on the Agent needs to be terminated. When the Cancel command is issued, the task instance will go into a Cancel Pending status until the Agent reports back that the process has been cancelled. At that point, the task instance will transition into the Cancelled status.
Cancelled	130	All	The task was cancelled by a user.


Confirmation_Required	125	z/OS	If you make JCL changes and restart a z/OS task, Universal Controller will put the task into Confirmation Required status and prompt you for a confirmation. For detailed processing steps, see Rerunning a z/OS Task .
Defined	0	All	The new task instance has been created (the task has been launched).
Exclusive_Requested	22	All	All tasks with a mutually exclusive task defined go immediately to a status of Exclusive Requested. If the task is available to run exclusively, the task then moves to the next appropriate processing status.
Exclusive_Wait	23	All	The task is mutually exclusive with one or more other tasks, and it is waiting for those tasks to finish before it will run.
Execution_Wait	33	Agent-based	The task must wait to be completed; either the Agent/Agent Cluster running the task has reached its Task Execution Limit, or the ability of the Agent/Agent Cluster to run tasks has been suspended .
Failed	140	All*	The task ran to a failure status.
Finished	190	All	The task was forced by the user to finish. The user may do this in cases where the task had a Cancelled or Failed status, and the user needed to release other task instances depending on the successful completion of this task instance in a workflow. For more information, see Force Finishing a Task .
Held	20	All	The task has been put on hold by a user.
In_Doubt	110	Agent-based	The Agent is "in doubt" about the current status of the task instance. This may occur if an Agent or Agent connection goes down. In this case, the Agent restarts and reviews its data about tasks in progress. If the Agent finds a task still running, it resumes normal monitoring. If the Agent cannot find the task, this usually indicates that the task completed, but the Agent considers the task status to be "in doubt."
Queued	40	Agent-based	The task has been queued on a resource.
Resource_Requested	25	All	All tasks with a virtual resource defined go immediately to a status of Resource Requested. If the resource is available, the task then moves to the next appropriate processing status.
Resource_Wait	30	All	All tasks with a virtual resource defined go immediately to a status of Resource Requested. If the resource is not available, the task goes to a status of Resource Wait. When the resource becomes available, the task moves to the next appropriate processing status
Running	80	All	The task is running. For Agent-based tasks, the Agent has started running the program.
Running/Problems	81	Workflow	One or more tasks within the workflow has one of the following statuses: <ul style="list-style-type: none"> • Cancelled • Confirmation Required • Failure • In Doubt • Running/Problems (for sub-workflows) • Start Failure • Undeliverable
Skipped	180	All	The task was skipped by a user.
Start Failure	120	All	The task was unable to start.
Started	70	Agent-based , Manual	The task has started. For Agent-based tasks, this means the Agent has received the task.
Submitted	43	z/OS	The task has been submitted to the z/OS Job Entry subsystem and scheduled by the z/OS Job Scheduler.
Success	200	All	The task has completed successfully. Workflows will transition to Success status when all of its tasks have transitioned to Success, Finished, or Skipped status.
Time_Wait	15	All (except Timer)	The task is waiting to start based on a Wait To Start and/or Delay On Start specification.
Undeliverable	35	Agent-based	The Agent is unavailable.
Waiting	10	All	The task has been loaded by a workflow and is waiting on a predecessor.

* Workflows cannot go to Failed status.

Force Finish a Task


Description	Force finishes the specified task instance . See Force Finishing a Task Instance for a description of behavior and restrictions.
Syntax	<pre>uagcmd ops-task-forcefinish global parameters {task-instance-id=ID task-instance-name=name} [instance-criteria=criteria] [workflow-instance-name=name]</pre> <p>Note </p> For backward-compatibility, you can exclude <code>uagcmd</code> from the command line for this function and all pre-6.2.0.0 CLI functions .
Parameter	<ul style="list-style-type: none"> task-instance= Required; An internal Universal Controller identifier <p>Deprecated </p> Replaced by <code>task-instance-id=</code> parameter; the command first will check for <code>task-instance=</code> ; if it is not specified, the command will check for <code>task-instance-id=</code> . <ul style="list-style-type: none"> task-instance-id= Required if <code>task-instance-name=</code> is not specified; <code>sys_id</code> of the task instance to run the command on. task-instance-name= Required if <code>task-instance-id=</code> is not specified; Name of the task instance to run the command on. (If <code>instance-criteria=</code> is not specified, the oldest active task instance with the matching name will apply.) instance-criteria= Optional, if <code>task-instance-name=</code> is specified; One of the following (not case-sensitive): oldest_active_instance (default), oldest_instance, newest_active_instance, newest_instance workflow-instance-name= For a task instance in a workflow, optional; Name of the workflow instance.
Example	<pre>uagcmd ops-task-forcefinish -c config.cfg task-instance-id=90079020d861e5e40128cbb3cdbe1cf3</pre>


Launch a Task

Description	Launches the specified task(s).
Syntax	<pre>uagcmd ops-task-launch global parameters [task-type=type] task-name=name {time-zone=Australia/Sydney} [hold=option] [task-variables=variables] [virtual-resource-priority=priority] [virtual-resources=resources]</pre> <p>Note </p> For backward-compatibility, you can exclude <code>uagcmd</code> from the command line for this function and all pre-6.2.0.0 CLI functions .


<p>Parameters</p>	<ul style="list-style-type: none"> • <code>task-type=</code> Optional; One of the following (not case sensitive): timer, windows, unix, zos, agent_file_monitor, manual, email, email_monitor, ftp, sql, remote_file_monitor, task_monitor, stored_procedure, workflow, sap, peoplesoft, system_monitor, indesca / universal_command / ucmd, web_service, application_control. • <code>task-name=</code> Required; Valid task name. Wildcards are supported. • <code>time-zone=</code> Optional; Time zone in which the task is launched. • <code>hold=</code> Optional; Specification for whether to place the task in Held status when it is launched. Valid values are (not case sensitive): yes/y/true. • <code>task-variables=</code> Optional; Any variables specified in the task that need a value to run properly. • <code>virtual-resource-priority=</code> Optional; Virtual resource priority of the task instance. Valid values are any integer between 1 and 20. Defaults to the virtual resource priority defined in the task Details. • <code>virtual-resources=</code> Optional; Comma-separated list of <resource-name>:<amount> pairs. For example, VR1:10,VR2:20,...,VRN:N. An amount of 0 indicates the virtual resource should be dropped. Defaults to virtual resources defined in the task Details. <p>The virtual resource dependencies specified in <code>virtual-resources=</code> are merged with the default virtual resource dependencies.</p> <ul style="list-style-type: none"> • If a default virtual resource dependency already exists for a specified virtual resource amount, the virtual resource dependency is updated. • Any virtual resource specified with an amount of 0 is dropped from the default virtual resource dependencies; if the virtual resource did not exist as a default dependency, the command will fail. • If a default virtual resource dependency does not already exist for a specified virtual resource amount, the virtual resource dependency is added.
<p>Example</p>	<p>(All <code>variable=value</code> pairs must be specified within one set of braces.)</p> <pre style="border: 1px solid #ccc; padding: 10px;">uagcmd ops-task-launch -c config.cfg task-name=Windows Task A task-variables={variable1=first value variable2=second value}</pre>


Put Task on Hold

<p>Description</p>	<p>Puts the specified task instance on hold.</p> <p>See Putting a Task Instance on Hold for a description of behavior and restrictions.</p>
<p>Syntax</p>	<pre>uagcmd ops-task-holdglobal parameters {task-instance-id=ID task-instance-name=name} [instance-criteria=criteria] [workflow-instance-name=name]</pre> <p>Note </p> <p>For backward-compatibility, you can exclude <code>uagcmd</code> from the command line for this function and all pre-6.2.0.0 CLI functions.</p>


Parameter	<ul style="list-style-type: none"> • <code>task-instance=</code> Required; An internal Universal Controller identifier <p>Deprecated</p> <p> Replaced by <code>task-instance-id=</code> parameter; the command first will check for <code>task-instance=</code>; if it is not specified, the command will check for <code>task-instance-id=</code>.</p> <p>.</p> <ul style="list-style-type: none"> • <code>task-instance-id=</code> Required if <code>task-instance-name=</code> is not specified; <code>sys_id</code> of the task instance to run the command on. • <code>task-instance-name=</code> Required if <code>task-instance-id=</code> is not specified; Name of the task instance to run the command on. (If <code>instance-criteria=</code> is not specified, the oldest active task instance with the matching name will apply.) • <code>instance-criteria=</code> Optional, if <code>task-instance-name=</code> is specified; One of the following (not case-sensitive): oldest_active_instance (default), oldest_instance, newest_active_instance, newest_instance • <code>workflow-instance-name=</code> For a task instance in a workflow, optional; Name of the workflow instance.
Example	<pre>uagcmd ops-task-hold -c config.cfg task-instance=90079020d861e5e40128cbb3cdblcf3</pre>


Release a Task from Hold

Description	<p>Releases the specified task instance from hold.</p> <p>See Releasing a Task Instance from Hold for a description of behavior and restrictions.</p>
Syntax	<pre>uagcmd ops-task-release global parameters {task-instance-id=ID task-instance-id=name} [instance-criteria=criteria] [workflow-instance-name] [recursive=option]</pre> <p>Note </p> <p>For backward-compatibility, you can exclude <code>uagcmd</code> from the command line for this function and all pre-6.2.0.0 CLI functions.</p>


Parameter	<ul style="list-style-type: none"> • <code>task-instance=</code> Required; An internal Universal Controller identifier <p>Deprecated</p> <p> Replaced by <code>task-instance-id=</code> parameter; the command first will check for <code>task-instance=</code>; if it is not specified, the command will check for <code>task-instance-id=</code>.</p> <p>.</p> <ul style="list-style-type: none"> • <code>task-instance-id=</code> Required if <code>task-instance-name=</code> is not specified; <code>sys_id</code> of the task instance to run the command on. • <code>task-instance-name=</code> Required if <code>task-instance-id=</code> is not specified; Name of the task instance to run the command on. (If <code>instance-criteria=</code> is not specified, the oldest active task instance with the matching name will apply.) • <code>instance-criteria=</code> Optional, if <code>task-instance-name=</code> is specified; One of the following (not case-sensitive): oldest_active_instance (default), oldest_instance, newest_active_instance, newest_instance • <code>workflow-instance-name=</code> For a task instance in a workflow, optional; Name of the workflow instance. • <code>recursive=</code> Optional; Specification (yes or no), if the task instance specified in <code>task-instance-id=</code> or <code>task-instance-name=</code> is a workflow, for whether or not to release the held workflow recursively. (Default is no.) If the task instance is not a workflow, <code>recursive=</code> is ignored.
Example	<pre>uagcmd ops-task-release -c config.cfg task-instance-id=90079020d861e5e40128cbb3cdbc1cf3</pre>


Rerun a Task

Description	<p>Reruns the specified Task instance.</p> <p>See Re-running a Task Instance for a description of behavior and restrictions.</p>
Syntax	<pre>uagcmd ops-task-rerun global parameters {task-instance-id=ID task-instance-name=name} [instance-criteria=criteria] [workflow-instance-name=name] [{task-status=status [recursive=option]]}</pre> <p>Note </p> <p>For backward-compatibility, you can exclude <code>uagcmd</code> from the command line for this function and all pre-6.2.0.0 CLI functions.</p>


Parameter	<ul style="list-style-type: none"> <code>task-instance=</code> Required; An internal Universal Controller identifier <p>Deprecated</p> <p> Replaced by <code>task-instance-id=</code> parameter; the command first will check for <code>task-instance=</code>; if it is not specified, the command will check for <code>task-instance-id=</code>.</p> <p>.</p> <ul style="list-style-type: none"> <code>task-instance-id=</code> Required if <code>task-instance-name=</code> is not specified; <code>sys_id</code> of the task instance to run the command on. <code>task-instance-name=</code> Required if <code>task-instance-id=</code> is not specified; Name of the task instance to run the command on. (If <code>instance-criteria=</code> is not specified, the oldest active task instance with the matching name will apply.) <code>instance-criteria=</code> Optional, if <code>task-instance-name=</code> is specified; One of the following (not case-sensitive): oldest_active_instance (default), oldest_instance, newest_active_instance, newest_instance <code>workflow-instance-name=</code> Optional; Name of the workflow instance. <code>task-status=</code> Optional; list of comma-separated status codes or case-insensitive status names (see below). Format: <code><:status-code-or-name>,<:status-code-or-name>,...,<:status-code-or-name></code>. Applicable only if matched task instance is workflow type; command will fail otherwise. <p>All tasks within the matching workflow with a matching status will be queued for re-run. Sub-workflows do not support re-run directly; the <code>recursive=</code> parameter controls whether or not tasks within sub-workflows matching the status will be queued for re-run.</p> <ul style="list-style-type: none"> Start_Failure (120) Cancelled (130) Failed (140) Finished (190) Success (200) <ul style="list-style-type: none"> <code>recursive=</code> Optional if <code>task-status=</code> is specified; One of the following (not case-sensitive): Yes Y true or No N false (default). Indicates whether or not tasks within sub-workflows will qualify for re-run.
Example	<pre>uagcmd ops-task-rerun -c config.cfg task-instance=8fda93dcd861e5e4005bf48e2cad6206 task-status=140</pre>


Set Manual Task to Started

Description	For a Manual task, changes its status from Action Required to Started. This allows you to acknowledge the Manual task and indicate that the manual procedures have been started.
Syntax	<pre>uagcmd ops-manual-setstartedglobal parameters {task-instance-id=ID task-instance-name=name} [instance-criteria=criteria] [workflow-instance-name]</pre> <p>Note  For backward-compatibility, you can exclude <code>uagcmd</code> from the command line for this function and all pre-6.2.0.0 CLI functions.</p>

<p>Parameter</p>	<ul style="list-style-type: none"> • <code>task-instance=</code> Required; An internal Universal Controller identifier <p>Deprecated</p> <p> Replaced by <code>task-instance-id=</code> parameter; the command first will check for <code>task-instance=</code>; if it is not specified, the command will check for <code>task-instance-id=</code>.</p> <p>.</p> <ul style="list-style-type: none"> • <code>task-instance-id=</code> Required if <code>task-instance-name=</code> is not specified; <code>sys_id</code> of the task instance to run the command on. • <code>task-instance-name=</code> Required if <code>task-instance-id=</code> is not specified; Name of the task instance to run the command on. (If <code>instance-criteria=</code> is not specified, the oldest active task instance with the matching name will apply.) • <code>instance-criteria=</code> Optional, if <code>task-instance-name=</code> is specified; One of the following (not case-sensitive): oldest_active_instance (default), oldest_instance, newest_active_instance, newest_instance • <code>workflow-instance-name=</code> For a task instance in a workflow, optional; Name of the workflow instance.
<p>Example</p>	<pre>uagcmd ops-manual-setstarted -c config.cfg task-instance=8fda93dcd861e5e4005bf48e2cad6206</pre>

Set Manual Task to Success

<p>Description</p>	<p>For a Manual task, sets its status to Success.</p>
<p>Syntax</p>	<pre>uagcmd ops-manual-setcompleted global parameters {task-instance-id=ID task-instance-name=name} [instance-criteria=criteria] [workflow-instance-name]</pre> <p>Note</p> <p> For backward-compatibility, you can exclude <code>uagcmd</code> from the command line for this function and all pre-6.2.0.0 CLI functions.</p>

Parameter	<ul style="list-style-type: none"> • <code>task-instance=</code> Required; An internal Universal Controller identifier <p>Deprecated</p> <p> Replaced by <code>task-instance-id=</code> parameter; the command first will check for <code>task-instance=</code>; if it is not specified, the command will check for <code>task-instance-id=</code>.</p> <p>.</p> <ul style="list-style-type: none"> • <code>task-instance-id=</code> Required if <code>task-instance-name=</code> is not specified; <code>sys_id</code> of the task instance to run the command on. • <code>task-instance-name=</code> Required if <code>task-instance-id=</code> is not specified; Name of the task instance to run the command on. (If <code>instance-criteria=</code> is not specified, the oldest active task instance with the matching name will apply.) • <code>instance-criteria=</code> Optional, if <code>task-instance-name=</code> is specified; One of the following (not case-sensitive): oldest_active_instance (default), oldest_instance, newest_active_instance, newest_instance • <code>workflow-instance-name=</code> For a task instance in a workflow, optional; Name of the workflow instance.
Example	<pre>uagcmd ops-manual-setcompleted -c config.cfg task-instance=8fda93dcd861e5e4005bf48e2cad6206</pre>


Set or Modify Wait Time for a Task Instance

Description	Sets or modifies the Wait time for a task instance that specifies how long it will wait to run after it has become eligible to run.
Syntax	<pre>uagcmd ops-task-set-timewaitglobal parameters {task-instance-id=<i>ID</i> task-instance-name=<i>name</i>} [instance-criteria=<i>criteria</i>] [workflow-instance-name=<i>name</i>] {wait-type=<i>type</i> [wait-day-constraint=<i>constraint</i>] {wait-time=<i>wait time</i> wait-duration=<i>duration</i> wait-seconds=<i>duration in seconds</i>} delay-type=<i>type</i> {delay-duration=<i>duration</i> delay-seconds=<i>duration in seconds</i>}}</pre>

Parameters	<ul style="list-style-type: none"> • <code>task-instance-id=</code> Required if <code>task-instance-name=</code> is not specified; sys_id of the task instance. • <code>task-instance-name=</code> Required if <code>task-instance-id=</code> is not specified; Name of the time task instance. (If <code>instance-criteria=</code> is not specified, the oldest active task instance with the matching name will apply.) • <code>instance-criteria=</code> Optional, if <code>task-instance-name=</code> is specified; One of the following (not case-sensitive): oldest_active_instance (default), oldest_instance, newest_active_instance, newest_instance. • <code>workflow-instance-name=</code> For a task instance in a workflow, optional; Name of the workflow instance. (The most recently created workflow instance with the matching name will apply.) • <code>wait-type=</code> Required if <code>delay-type=</code> is not specified; one of the following (not case sensitive): none, time, relative_time, duration, seconds. • <code>wait-time=</code> Required if <code>wait-type=time</code> or <code>relative_time</code>; Wait time in format HH:MM. Variables are supported. • <code>wait-day-constraint=</code> Optional if <code>wait-type=time</code> or <code>relative_time</code>; One of the following (not case sensitive): none, same day/same_day, next day/next_day, next business day/next_business_day, sunday, monday, tuesday, wednesday, thursday, friday, saturday. • <code>wait-duration=</code> Required if <code>wait-type=duration</code>; Wait duration in format DD:HH:MM:SS. • <code>wait-seconds=</code> Required if <code>wait-type=seconds</code>; Wait duration in format SS. Variables are supported. • <code>delay-type=</code> Required if <code>wait-type=</code> is not specified; One of the following (not case sensitive): none, duration, seconds. • <code>delay-duration=</code> Required if <code>delay_type=duration</code>; Specific delay duration in format DD:HH:MM:SS. • <code>delay-seconds=</code> Required if <code>delay_type=seconds</code>; Specific delay duration in format SS. Variables are supported.
Example	<pre>uagcmd ops-task-set-timewait -c config.cfg task-instance-name=Task 5A workflow-instance-name=Workflow A wait-type=time wait-time=18:00</pre>


Set Task Priority

Description	<p>For Agent-based tasks (Linux/Unix, Universal, Windows, and z/OS), changes the priority on the specified task instance.</p> <p>See Changing the Priority of a Task Instance for a description of behavior and restrictions.</p>
Syntax	<pre>uagcmd ops-task-setpriorityglobal parameters {task-instance-id=ID task-instance-name=name} [instance-criteria=criteria] [workflow-instance-name] priority=priority</pre>

Parameters	<ul style="list-style-type: none"> • <code>task-instance=</code> Required; An internal Universal Controller identifier Deprecated  Replaced by <code>task-instance-id=</code> parameter; the command first will check for <code>task-instance=</code>; if it is not specified, the command will check for <code>task-instance-id=</code>. • <code>task-instance-id=</code> Required if <code>task-instance-name=</code> is not specified; <code>sys_id</code> of the task instance to run the command on. • <code>task-instance-name=</code> Required if <code>task-instance-id=</code> is not specified; Name of the task instance to run the command on. (If <code>instance-criteria=</code> is not specified, the oldest active task instance with the matching name will apply.) • <code>instance-criteria=</code> Optional, if <code>task-instance-name=</code> is specified; One of the following (not case-sensitive): oldest_active_instance (default), oldest_instance, newest_active_instance, newest_instance • <code>workflow-instance-name=</code> For a task instance in a workflow, optional; Name of the workflow instance. • <code>priority=</code> Required; One of the following (not case sensitive): high, medium, low.
Example	<pre>uagcmd ops-task-setpriority -c config.cfg task-instance=90079026d861e5e400bba81913a4fdd0 priority=high</pre>

Skip a Task

Description	<p>Skips the specified task instance.</p> <p>See Skipping a Task Instance for a description of behavior and restrictions.</p>
Syntax	<pre>uagcmd ops-task-skipglobal parameters {task-instance-id=ID task-instance-name=name} [instance-criteria=criteria] [workflow-instance-name]</pre>

<p>Parameter</p>	<ul style="list-style-type: none"> • <code>task-instance=</code> Required; An internal Universal Controller identifier <p>Deprecated</p> <p> Replaced by <code>task-instance-id=</code> parameter; the command first will check for <code>task-instance=</code>; if it is not specified, the command will check for <code>task-instance-id=</code>.</p> <p>.</p> <ul style="list-style-type: none"> • <code>task-instance-id=</code> Required if <code>task-instance-name=</code> is not specified; <code>sys_id</code> of the task instance to run the command on. • <code>task-instance-name=</code> Required if <code>task-instance-id=</code> is not specified; Name of the task instance to run the command on. (If <code>instance-criteria=</code> is not specified, the oldest active task instance with the matching name will apply.) • <code>instance-criteria=</code> Optional, if <code>task-instance-name=</code> is specified; One of the following (not case-sensitive): oldest_active_instance (default), oldest_instance, newest_active_instance, newest_instance • <code>workflow-instance-name=</code> For a task instance in a workflow, optional; Name of the workflow instance.
<p>Example</p>	<pre>uagcmd ops-task-skip -c config.cfg task-instance=90079026d861e5e400bba81913a4fdd0</pre>

Tasks in Workflow Functions

- [Overview](#)
- [Clear Predecessor Dependencies](#)
- [Insert a Task into a Workflow Instance with Dependencies](#)
- [List Predecessors / Successors of a Task Instance in a Workflow](#)

Overview

The [command line syntax](#) for each execution of the CLI command, **uagcmd**, must specify a single CLI function, required / optional [Global parameters](#), and required / optional function-specific parameters. You must use the required Global parameters to connect to [OMS Servers](#) and to log on to a Controller ([User ID](#) and [Password](#)).

Universal Controller supports the following CLI functions for Tasks in Workflows, which are listed alphabetically on this page.


- [Clear Predecessor Dependencies](#)
- [Insert a Task into a Workflow Instance with Dependencies](#)
- [List Predecessors / Successors of a Task Instance in a Workflow](#)

Syntax, parameters, and examples for each function are provided.

Clear Predecessor Dependencies

Description	Clears all predecessor dependencies of a task instance in a Workflow.
Syntax	uagcmd ops-task-clear-predecessors global parameters {task-instance-id= <i>ID</i> task-instance-name= <i>name</i> } [instance-criteria= <i>criteria</i>] [workflow-instance-name= <i>name</i>] predecessor-name= <i>name</i>
Parameters	<ul style="list-style-type: none"> • task-instance-id= Required if task-instance-name= is not specified; sys_id of the task instance to run the command on. • task-instance-name= Required if task-instance-id= is not specified; Name of the task instance to run the command on. (If instance-criteria= is not specified, the oldest active task instance with the matching name will apply.) • instance-criteria= Optional if task-instance-name= is specified; One of the following (not case-sensitive): oldest_active_instance (default), oldest_instance, newest_active_instance, newest_instance. • workflow-instance-name= Optional; Name of the workflow instance. • predecessor-name= Required; One of the following: Name of the predecessor dependency to clear or an asterisk (*) to clear all predecessor dependencies.
Example	<pre>uagcmd ops-task-clear-predecessors -c config.cfg task-instance-name=Task A predecessor-name=Resource B</pre>

Insert a Task into a Workflow Instance with Dependencies

Description	Inserts a task into a Workflow instance with dependencies.
Syntax	<pre>uagcmd ops-task-insert global parameters {workflow-instance-id=ID workflow-instance-name=name} [workflow-instance-criteria=criteria] {task-id=ID task-name=name} [vertex-x=x-coordinate] [vertex-y=y-coordinate] [alias=task alias] [inherit-trigger-time=option] {predecessors=predecessors list successors=successors list}</pre>
Parameters	<ul style="list-style-type: none"> • workflow-instance-id= Required if workflow-instance-name is not specified; sys_id of the Workflow instance. • workflow-instance-name= Required if workflow-instance-id is not specified; Name of the workflow instance. (If workflow-instance-criteria= is not specified, the oldest active Workflow with the matching name will apply.) • workflow-instance-criteria= Optional, if workflow-instance-name= is specified; One of the following (not case-sensitive): oldest_active_instance (default), oldest_instance, newest_active_instance, newest_instance. • task-id= Required if task-name is not specified; sys_id of the task to be inserted. • task-name= Required if task-id is not specified; Name of the task to be inserted. • vertex-x Optional; x-coordinate of the task within the workflow. • vertex-y Optional; y-coordinate of the task within the workflow. • alias= Optional; Alias used for the task within the Workflow; specifically, the value of ops_exec_workflow_vertex.name. • inherit-trigger-time= Optional; Specification for whether or not the inserted task will inherit the Trigger Time of the Workflow task instance. One of the following (not case-sensitive): Yes Y true (default) or No N false. • predecessors= Optional; Comma-separated list of predecessor task instances within the workflow. • successors= Optional; Comma-separated list of successor task instances within the workflow. <p>Note </p> <p>Valid values for predecessors and successors:</p> <ul style="list-style-type: none"> • If both predecessors and successors lists are empty, task will be inserted without dependencies. • If there is a task name in one of the lists that does not exist, the operation will fail with error Cannot find vertex with the name ... • If a list contains the task name with multiple occurrences in the workflow, the operation will fail with error Multiple vertices found for the name... (For example, the workflow contains two tasks (Sleep 30, Sleep 30) and you are trying to insert Task ABC with predecessors = Sleep 30).
Example	<pre>uagcmd ops-task-insert -c config.cfg workflow-instance-name=Workflow A task-name=Task 5A successors=Task 5B,Task 5C</pre>

List Predecessors / Successors of a Task Instance in a Workflow

Description	Lists predecessors and/or successors of a task instance within a workflow.
Syntax	uagcmd ops-task-dependency-list <i>global parameters</i> workflow-instance-name= <i>name</i> [<i>instance-criteria=criteria</i>] {task-instance-id= <i>ID</i> task-instance-name= <i>name</i> } [<i>dependency-type=type</i>]
Parameters	<ul style="list-style-type: none"> • task-instance-id= Required if task-instance-name= is not specified; <i>sys_id</i> of the task instance whose predecessors and/or successors you want to list. • task-instance-name= Required if task-instance-id= is not specified; Name of the task instance whose predecessors and/or successors you want to list. • dependency-type= Optional; One of the following (not case sensitive): predecessors or successors. If <i>dependency-type=</i> is not specified, all predecessors and successors of the specified task instance are listed. • workflow-instance-name= Required; Name of the workflow instance. (If <i>instance-criteria=</i> is not specified, the oldest active Workflow instance with the matching name will apply.) • instance-criteria= Optional; One of the following (not case-sensitive): oldest_active_instance (default), oldest_instance, newest_active_instance, newest_instance. • options= Optional; v (Return verbose results.)
Example	<pre>uagcmd ops-task-dependency-list -c config.cfg task-instance-id=14714650784870352570T7OR91KT5QSM</pre>

Trigger Functions

- [Overview](#)
- [Disable a Trigger](#)
- [Enable a Trigger](#)
- [Launch Trigger Tasks Now](#)
- [List Triggers Status](#)
- [Modify Time of a Time Trigger](#)

Overview

The [command line syntax](#) for each execution of the CLI command, **uagcmd**, must specify a single CLI function, required / optional [Global parameters](#), and required / optional function-specific parameters. You must use the required Global parameters to connect to [OMS Servers](#) and to log on to a Controller ([User ID](#) and [Password](#)).

Universal Controller supports the following CLI functions for Triggers, which are listed alphabetically on this page.


- [Disable a Trigger](#)
- [Enable a Trigger](#)
- [Launch Trigger Tasks Now](#)
- [List Triggers Status](#)
- [Modify Time of a Time Trigger](#)

Syntax, parameters, and examples for each function are provided.

See [Import and Export Functions](#) for these trigger-related functions:


- [Export a Trigger](#)
- [Import a Trigger](#)

Disable a Trigger


Description	Disables the specified trigger(s).
Syntax	<pre>uagcmd ops-trigger-disable global parameters trigger-name=<i>name</i> [trigger-type=<i>type</i>]</pre> <p>Note  For backward-compatibility, you can exclude uagcmd from the command line for this function and all pre-6.2.0.0 CLI functions.</p>
Parameters	<ul style="list-style-type: none"> • trigger-name= Name or partial name of one or more triggers. Wildcards are supported. • trigger-type= Optional; If you used a wildcard in trigger-name=, you can use trigger-type= to narrow down the selection to a specific type of trigger. One of the following (not case-sensitive): cron, time, manual, temporary, agent_file_monitor, task_monitor, variable_monitor, email_monitor, composite, application_monitor.

Example	<pre>uagcmd ops-trigger-disable -c config.cfg trigger-name=Trigger A</pre>
----------------	--

Enable a Trigger

Description	Enables the specified trigger(s).
Syntax	<pre>uagcmd ops-trigger-enableglobal parameters trigger-name=name [trigger-type=type]</pre> <p>Note  For backward-compatibility, you can exclude <code>uagcmd</code> from the command line for this function and all pre-6.2.0.0 CLI functions.</p>
Parameters	<ul style="list-style-type: none"> • <code>trigger-name=</code> Name or partial name of one or more triggers. Wildcards are supported. • <code>trigger-type=</code> Optional; If you used a wildcard in <code>trigger-name=</code>, you can use <code>trigger-type=</code> to narrow down the selection to a specific type of trigger. One of the following (not case-sensitive): <code>cron</code>, <code>time</code>, <code>manual</code>, <code>temporary</code>, <code>agent_file_monitor</code>, <code>task_monitor</code>, <code>variable_monitor</code>, <code>email_monitor</code>, <code>composite</code>, <code>application_monitor</code>.
Example	<pre>uagcmd ops-trigger-enable -c config.cfg trigger-name=Trigger A</pre>

Launch Trigger Tasks Now

Description	Marks all conditions as satisfied in the specified trigger(s) and launches its associated tasks.
Syntax	<pre>uagcmd ops-trigger-nowglobal parameters trigger-name=name [time-zone=US/Pacific] [trigger-type=type] [hold=option] [virtual-resource-priority=integer] [virtual-resources=list] [trigger-variables=variables]</pre> <p>Note  For backward-compatibility, you can exclude <code>uagcmd</code> from the command line for this function and all pre-6.2.0.0 CLI functions.</p>


Parameters	<ul style="list-style-type: none"> • <code>trigger-name=</code> Required; Name or partial name of one or more triggers. Wildcards are supported. • <code>time-zone=</code> Time zone in which the trigger is run. • <code>trigger-type=</code> Optional; If you used a wildcard in <code>trigger-name=</code>, you can use <code>trigger-type=</code> to narrow down the selection to a specific type of trigger. One of the following (not case-sensitive): cron, time, manual, temporary, agent_file_monitor, task_monitor, variable_monitor, email_monitor, composite, application_monitor. • <code>hold=</code> Optional; Specification for whether to place the task(s) in Held status when it is triggered. Valid values are (not case sensitive): <code>yes/y/true</code>. • <code>virtual-resource-priority=</code> Optional; Virtual resource priority of all task instances specified for the trigger. Valid values are any integer between 1 and 20. Defaults to the virtual resource priority defined in the task Details. • <code>virtual-resources=</code> Optional; Comma-separated list of <code><resource-name>:<amount></code> pairs. For example, VR1:10,VR2:20,...,VRN:N. An amount of 0 indicates the virtual resource should be dropped. Defaults to virtual resources defined in the task Details. <p>The virtual resource dependencies specified in <code>virtual-resources=</code> are merged with the default virtual resource dependencies.</p> <ul style="list-style-type: none"> • If a default virtual resource dependency already exists for a specified virtual resource amount, the virtual resource dependency is updated. • Any virtual resource specified with an amount of 0 is dropped from the default virtual resource dependencies; if the virtual resource did not exist as a default dependency, the command will fail. • If a default virtual resource dependency does not already exist for a specified virtual resource amount, the virtual resource dependency is added. <ul style="list-style-type: none"> • <code>trigger-variables=</code> Optional; Any variables specified in the task(s) being triggered that need a value to run properly.
Example	<p>All variable=value pairs must be specified within one set of braces:</p> <pre style="border: 1px solid #ccc; padding: 10px;">uagcmd ops-trigger-now -c config.cfg trigger-name=Trigger A trigger-variables={variable1=first value variable2=second value}</pre>

List Triggers Status

Description	Lists the status of the specified trigger(s). Possible statuses are Enabled or Disabled .
Syntax	<code>uagcmd ops-trigger-status</code> global parameters <code>trigger-name=name</code> [<code>trigger-type=type</code>] [<code>trigger-status=status</code>] [<code>options=v</code>]
Parameters	<ul style="list-style-type: none"> • <code>trigger-name=</code> Name or partial name of one or more triggers. Wildcards are supported. • <code>trigger-type=</code> Optional; One of the following (not case-sensitive): cron, time, manual, temporary, agent_file_monitor, task_monitor, variable_monitor, email_monitor, composite, application_monitor. (If not specified, statuses for all Trigger types are listed.) • <code>trigger-status=</code> Optional; One of the following (not case sensitive): enabled, disabled. • <code>options=</code> Optional; v (Return verbose results.)

Example	<pre>uagcmd ops-trigger-status -c config.cfg trigger-name=Trigger A status=disabled</pre>
----------------	---

Modify Time of a Time Trigger

Description	Modifies the Time field of a Time Trigger with the Time Style field set to time .
Syntax	<pre>uagcmd ops-trigger-set-timeglobal parameters {trigger-id=ID trigger-name=name} time=time</pre> <p>Note  For backward-compatibility, you can exclude <code>uagcmd</code> from the command line for this function and all pre-6.2.0.0 CLI functions.</p>
Parameters	<ul style="list-style-type: none"> • <code>trigger-id=</code> Required if <code>trigger-name=</code> is not specified; sys_id of the time trigger. • <code>trigger-name=</code> Required if <code>trigger-id=</code> is not specified; Name of the time trigger. • <code>time=</code> Required; New trigger time in format HH:MM.
Example	<pre>uagcmd ops-trigger-set-time -c config.cfg trigger-name=Trigger A time=15:00</pre>

Variable Functions

- [Overview](#)
- [List Variables](#)
- [Set Variables](#)

Overview


The [command line syntax](#) for each execution of the CLI command, **uagcmd**, must specify a single CLI function, required / optional [Global parameters](#), and required / optional function-specific parameters. You must use the required Global parameters to connect to [OMS Servers](#) and to log on to a Controller ([User ID](#) and [Password](#)).

Universal Controller supports the following CLI functions for Variables, which are listed alphabetically on this page.



- [List Variables](#)
- [Set Variables](#)

Syntax, parameters, and examples for each function are provided.

List Variables

Description	Lists the specified variable(s).
Syntax	<p><code>uagcmd ops-variable-list</code>global parameters variable-name=<i>name</i> variable-scope=<i>scope</i> [task-name=<i>name</i>] [trigger-name=<i>name</i>] [options=<i>v</i>]</p> <p>Note  For backward-compatibility, you can exclude <code>uagcmd</code> from the command line for this function and all pre-6.2.0.0 CLI functions.</p>
Parameters	<ul style="list-style-type: none"> • <code>variable-name=</code> Optional; Name or partial name of one or more variables. Wildcards are supported. • <code>variable-scope=</code> Optional; One of the following (not case sensitive): global (default), task, trigger, local (task or trigger). Defines the type of variable being listed. A global variable is created independently by selecting Variables from the Universal Controller user interface navigator. A trigger variable is attached to a trigger; a task variable is attached to a task. A local variable can be either a task or trigger variable. • <code>task-name=</code> Required if <code>variable-scope=task</code>; A single task name. • <code>trigger-name=</code> Required if <code>variable-scope=trigger</code>; A single trigger name. • <code>options=</code> Optional; v (Return verbose results.)
Example	<pre>uagcmd ops-variable-list -c config.cfg variable-name=abc variable-scope=task task-name=Task A</pre>

Set Variables

Description	Sets the specified variable.
Syntax	<pre>uagcmd ops-variable-setglobal parameters variable-name=name variable-scope=scope variable-value=string [variable-description=description] [task-name=name] [trigger-name=name] create=option</pre> <p>Note  For backward-compatibility, you can exclude <code>uagcmd</code> from the command line for this function and all pre-6.2.0.0 CLI functions.</p>
Parameters	<ul style="list-style-type: none"> • <code>variable-name=</code> Required; Name of a specific variable. The name must begin with an alphabetic character and can consist of: alphabetic characters (a-z, A-Z), numbers (0-9), _ (underscore). White spaces are not permitted; names are not case-sensitive. • <code>variable-scope=</code> Optional; One of the following (not case sensitive): global (default), task, trigger. In cases where there may be more than one occurrence of the specified variable, <code>variable-scope=</code> defines which one should be set. A global variable is created independently by selecting Variables from the Universal Controller user interface navigation pane. A trigger variable is attached to a trigger; a task variable is attached to a task. • <code>variable-value=</code> Required; String that will become the value of the specified variable. UTF-8 character set is supported. • <code>variable-description=</code> Optional; Description of the variable. • <code>task-name=</code> Required if <code>variable-scope=task</code>; A single task name. • <code>trigger-name=</code> Required if <code>variable-scope=trigger</code>; A single trigger name. • <code>create=</code> Required; Specification (yes or no) for whether or not a new variable may be created for this request.
Example	<pre>uagcmd ops-variable-set -c config.cfg variable-name=myvar1 variable-value=mydata1 create=yes</pre> <p>Warning  CLI supports modifying only certain types of variables - see Modifying Variables.</p>

RESTful Web Services API

- [Overview](#)
- [Methods of API Operations](#)
- [Access](#)
- [Request Limits](#)
- [Memory Utilization Threshold](#)
- [Returned Messages](#)
- [User Restriction](#)
- [Password Expiration](#)

Overview

Universal Controller supports a RESTful-based web services API that allows you to perform multiple operations, which are listed alphabetically on the following pages.

Formatting specifications for each web service, including details about field requirements, are provided.

Agents	<ul style="list-style-type: none"> • Delete an Agent • List Agents • Modify an Agent • Read an Agent • Resume an Agent • Set Agent Task Execution Limit • Suspend an Agent
Agent Clusters	<ul style="list-style-type: none"> • Create an Agent Cluster • Delete an Agent Cluster • List Agent Clusters • Modify an Agent Cluster • Read an Agent Cluster • Resume an Agent Cluster • Resume an Agent Cluster Membership • Return an Agent from an Agent Cluster • Set an Agent Cluster Task Execution Limit • Suspend an Agent Cluster • Suspend an Agent Cluster Membership
Audits	<ul style="list-style-type: none"> • List Audit Records

<p>Bundles and Promotion</p>	<p>Bundles</p> <ul style="list-style-type: none"> • Bundle Report • Create a Bundle • Delete a Bundle • List Bundles • Modify a Bundle • Read a Bundle <p>Promotion</p> <ul style="list-style-type: none"> • Bundleless Promotion • Cancel a Scheduled Bundle Promotion • Delete a Scheduled Bundle Promotion • Promote a Bundle or Schedule a Bundle Promotion • Create a Promotion Target • Modify a Promotion Target • List Promotion Targets • Delete a Promotion Target • Read a Promotion Target • Refresh Target Agents
<p>Business Services</p>	<ul style="list-style-type: none"> • Create a Business Service • Delete a Business Service • List Business Services • Modify a Business Service • Read a Business Service
<p>Calendars</p>	<ul style="list-style-type: none"> • Add an Existing Custom Day to a Calendar • Create a Calendar • Delete a Calendar • List Calendars • Modify a Calendar • Read a Calendar • Read All Custom Days of a Calendar • Remove a Custom Day from a Calendar
<p>Cluster Nodes</p>	<ul style="list-style-type: none"> • List Cluster Nodes • Read Current Cluster Node
<p>Connections</p>	<ul style="list-style-type: none"> • Database Connections • Email Connections • Email Templates • PeopleSoft Connections • SAP Connections • SNMP Managers


<p>Credentials</p>	<ul style="list-style-type: none"> • Create a Credential • Delete a Credential • List Credentials • Modify a Credential • Read a Credential
<p>Custom Days</p>	<ul style="list-style-type: none"> • Create a Custom Day • Delete a Custom Day • List Custom Day Qualifying Dates • List Custom Day Qualifying Periods • List Custom Days • List Local Custom Day Qualifying Dates • List Local Custom Day Qualifying Periods • Modify a Custom Day • Read a Custom Day
<p>Groups</p>	<ul style="list-style-type: none"> • Create a Group • Delete a Group • List Group • Modify a Group • Read a Group
<p>OMS Servers</p>	<ul style="list-style-type: none"> • Create an OMS Server • Delete an OMS Server • List OMS Servers • Modify an OMS Server • Read an OMS Server
<p>Passwords</p>	<ul style="list-style-type: none"> • Change a Universal Controller User Password • Change Runtime Password on Credentials
<p>Properties</p>	<ul style="list-style-type: none"> • List Properties • Modify a Property • Read a Property
<p>Reports</p>	<ul style="list-style-type: none"> • Run Report
<p>Scripts</p>	<ul style="list-style-type: none"> • Create a Script • Delete a Script • List Scripts • Modify a Script • Read a Script

<p>Server Operations</p>	<ul style="list-style-type: none"> • Export and Import • LDAP • List/Download Logs • Roll Log • Temporary Property Change
<p>System</p>	<ul style="list-style-type: none"> • Retrieve System Details
<p>Task Instances</p>	<ul style="list-style-type: none"> • Cancel a Task Instance • Clear All Dependencies • Clear Exclusive Dependencies • Clear Predecessor Dependencies • Clear Time Dependency • Clear Virtual Resource Dependencies • Delete a Task Instance • Force Finish a Task Instance • Force Finish/Cancel a Task Instance • Hold a Task Instance • Issue Set Completed Command for a Manual Task Instance • Issue Set Started Command for a Manual Task Instance • List Task Instances • List Task Instance Variables (Show Variables) • Release a Task from Hold • Rerun a Task Instance • Retrieve Task Instance Output • Set or Modify Wait Time/Duration for Task Instance • Set Priority for a Task Instance • Skip a Task Instance • Skip a Task Instance Path • Unskip a Task Instance
<p>Tasks</p>	<ul style="list-style-type: none"> • Create a Task • Delete a Task • Launch a Task • List Tasks • Modify a Task • Read a Task

<p>Triggers</p>	<ul style="list-style-type: none"> • Assign an Execution User to a Trigger • Create a Trigger • Delete a Trigger • Enable/Disable a Trigger • List Trigger Qualifying Times • List Triggers • Modify a Trigger • Modify Time of Time Trigger • Read a Trigger • Trigger Now • Unassign an Execution User from a Trigger
<p>Universal Templates</p>	<ul style="list-style-type: none"> • Create a Universal Template • Delete a Universal Template • List Universal Templates • Modify a Universal Template • Read a Universal Template
<p>Users</p>	<ul style="list-style-type: none"> • Create a User • Delete a User • List Users • Modify a User • Read a User
<p>Variables</p>	<ul style="list-style-type: none"> • Create a Global Variable • Delete a Global Variable • List Variables • Modify a Global Variable • Read a Global Variable • Set Variables
<p>Virtual Resources</p>	<ul style="list-style-type: none"> • Create a Virtual Resource • Delete a Virtual Resource • List Virtual Resources • Modify a Virtual Resource • Read a Virtual Resource • Set Limit on a Virtual Resource
<p>Workflow Task Instances</p>	<ul style="list-style-type: none"> • Insert a Task into a Workflow with Dependencies • List Predecessors / Successors of a Task Instance in a Workflow
<p>Workflow Tasks</p>	<ul style="list-style-type: none"> • Create a Workflow • Modify a Workflow • Read a Workflow • Workflow Tasks and Dependencies

Methods of API Operations

Every API operation is performed using one of the following methods.

Method	Description
GET	Retrieves records from the Controller database.
POST	Creates, or performs an action on, a record in the Controller database.
PUT	<p>Modifies a record in the Controller database.</p> <p>Note</p> <p> PUT, by itself, actually <i>replaces</i> an existing record with whatever information you include in the PUT operation. If you include only partial record information in a PUT, the record in the database will then contain only that information.</p> <p>In order to <i>modify</i> information in a record and retain all of its unmodified information, you must first GET the record from the database, modify (add/delete/change) information in the record, and then PUT the record back in the database.</p>
DELETE	Deletes a record in the Controller database.

Access

Access to the Controller requires basic HTTP authentication over HTTPS.

The following methods are used:

- HTTP GET is used for data look up (no data is modified).
- HTTP PUT and POST are used for data modification such as create and update.

Request Limits

You can implement application- and user-level concurrent request limits to control how many web service API requests can be in progress at the same time via the following Universal Controller system properties:

Web Service Application Concurrent Request Limit	<p>Controls the number of concurrent requests for the application (that is, the Universal Controller server).</p> <p>This application-level concurrent request limit cannot be less than 1 or less than the user-level concurrent request limit (if specified).</p>
Web Service User Concurrent Request Limit	<p>Controls the number of concurrent requests per unique user ID.</p> <p>This user-level concurrent request limit cannot be less than 1 or more than the application-level concurrent request limit (if specified).</p> <p>If the application-level concurrent request limit is exceeded, an HTTP Status of 429 /Too Many Requests will be returned.</p>

These properties are applied in the following order:

1. User-level Concurrent Request Limit

2. Application-level Concurrent Request Limit

Memory Utilization Threshold

You can specify a threshold for prohibiting access to the RESTful Web Service API based on a percentage of allocated memory in use.

Web Service Memory Utilization Threshold	<p>Percentage of allocated memory in use that defines a threshold for prohibiting access to the RESTful Web Service API.</p> <p>The threshold must be a whole number (integer) and cannot be less than 1 or more than 99.</p> <p>If the threshold is exceeded, an HTTP Status of 503 /Service Unavailable will be returned.</p>
--	---

Returned Messages

The following table identifies the status codes (part of the HTTP/1.1 standard) that can be returned.

Status Code	Description
200	Success
400	Bad request data.
401	User does not have authorization (password identification failure).
403	<p>User does not have permission to access Web Services.</p> <p>Access options are set via:</p> <ul style="list-style-type: none"> • System Default Web Service Access Universal Controller system property. • User Details (Web Service Access field)
404	Resource not found.
429	Too Many Requests.
500	<p>All other errors.</p> <p>For List Variables, 500 is returned if the Web Service fails due to invalid parameters. (A status description also is returned.)</p>
503	Service Unavailable.

Any other failure status codes may be returned by the underlying RESTful services. Most resources (Controller records) are returned as XML.

You can check status codes in the [Audits](#) and the [uc.log](#) file to determine the cause if their Web Service client is not displaying the error message that comes back with the response.

User Restriction

You can be restricted from logging in to the RESTful Web Services API either of two ways:

1. The system level default for RESTful Web Services API access, specified by the [System Default Web Service Access](#) Universal Controller system property, has been set to **No**, and the [Web Service Access](#) field in the [User Details](#) for your user account is set to **-- System Default --**."
2. The [Web Service Access](#) field is set to **No**, which overrides the [System Default Web Service Access](#) value.

If either restriction is in place, the following error message will be written to the [Audits](#) table and the [opswise.log](#) file when you attempt to access the RESTful Web Services API:

```
User <your user name> not permitted to use Web Services. Please check with your administrator.
```

To remove the restriction, the system administrator must either:

- Set the System Default Web Service Access property to **Yes** and set the **Web Service access** field on the User Definition screen for your user account to **-- System Default --**.
- Set the **Web Service access** field on the User Definition screen for your user account to **Yes**.

Password Expiration

While a password is [expired](#), RESTful Web Services API access will be prohibited until the password has been changed.

Note



Password expiration is not applicable to LDAP authenticated users.

Agent Web Services

- [Overview](#)
- [Delete an Agent](#)
- [List Agents](#)
- [Modify an Agent](#)
- [Read an Agent](#)
- [Resume an Agent](#)
- [Set an Agent Task Execution Limit](#)
- [Suspend an Agent](#)

Overview

Universal Controller supports the following RESTful-based web services for Agent operations, which are listed alphabetically on this page.

- [Delete an Agent](#)
- [List Agents](#)
- [Modify an Agent](#)
- [Read an Agent](#)
- [Resume an Agent](#)
- [Set an Agent Task Execution Limit](#)
- [Suspend an Agent](#)

Formatting specifications for each web service, including details about property requirements, are provided.

Delete an Agent

	Description
URI	http://host_name/uc/resources/agent
HTTP Method	DELETE
Description	Deletes an Agent.
URI Parameters	See Delete an Agent: URI Parameters , below.
Example URI	<ul style="list-style-type: none"> • http://localhost:8080/uc/resources/agent?agentname=test-pc-SS0001 • http://localhost:8080/uc/resources/agent?agentid=SS0001
Authentication	HTTP Basic
Example Response	<ul style="list-style-type: none"> • Success: Status 200 /OK Agent deleted successfully • Failure: Status 400 /Bad Request Mutual exclusion violation. Cannot specify agentname and agentid at the same time.

Delete an Agent: URI Parameters

Name	Description	Specifications	Required	Mutually Exclusive With
agentid	Unique ID for this Agent, created during installation.		Y (unless agentname is specified)	agentname
agentname	Name used within the Controller to identify this agent.	Maximum 40 alphanumerics.	Y (unless agentid is specified)	agentid

List Agents

	Description
URI	http://host_name/uc/resources/agent/list
HTTP Method	GET
Description	Retrieves information on all agents .
Example URI	http://localhost:8080/uc/resources/agent/list
Authentication	HTTP Basic
Produces Content-Type	application/xml, application/json
Example	See List Agents: XML and JSON Examples .
Properties	See List Agents: Properties .

List Agents: XML and JSON Examples

The following XML and JSON examples are for the List Agents web service.

XML	JSON
	[{

```

<agents><agent>
<extAccept>true</extAccept>
<extAcceptList><extension>extension1</extension><extension>extension2</extension><extension>extension3<
/extension><extension>extension4</extension></extAcceptList><extApiLevelMax>1.0.0</extApiLevelMax><extApiL
evelMin>1.0.0</extApiLevelMin><extensions><extension checksum="
E5A36DB088762D853C1088C3AD3B5C94D3F7A363ED02BBC20BA360BAEAF7A513">extension1</extension><extension
checksum="2C5BA72269E13EE87C3A6C2D79C5C2DAEC245D4646E958D01D1C080AAD4B91F8">extension2</extension></extens
ions>
  <hostname>test-pc</hostname>
  <ipAddress>10.253.1.111</ipAddress>
  <name>test-pc-SS0001</name>
  <outputProhibited>>false</outputProhibited>
  <queueName>SS0001</queueName>
  <status>Active</status>
  <suspended>>false</suspended>
  <sysID>2f5885727ec947df9c03ed7d9ca6464d</sysID>
  <transient>>true</transient>
  <type>Windows</type>
  <version>7.0.0.0</version>
</agent>
<agent>
<extAccept>true</extAccept>
<extAcceptList><extension>extension1</extension><extension>extension2</extension><extension>extension3<
/extension><extension>extension4</extension></extAcceptList><extApiLevelMax>1.0.0</extApiLevelMax><extApiL
evelMin>1.0.0</extApiLevelMin><extensions><extension checksum="
E5A36DB088762D853C1088C3AD3B5C94D3F7A363ED02BBC20BA360BAEAF7A513">extension1</extension><extension
checksum="2C5BA72269E13EE87C3A6C2D79C5C2DAEC245D4646E958D01D1C080AAD4B91F8">extension2</extension></extens
ions>
  <hostname>test2-pc</hostname>
  <ipAddress>10.253.1.112</ipAddress>
  <name>test-pc-SS0002</name>
  <outputProhibited>>false</outputProhibited>
  <queueName>SS0002</queueName>
  <status>Active</status>
  <suspended>>false</suspended>
  <sysID>2f5885727ec947df9c03ed7d9ca6465e</sysID>
  <transient>>false</transient>
  <type>Windows</type>
  <version>7.0.0.0</version>
</agent>
</agents>

```

```

"extAccept": true,
  "extAcceptList": [
    "extension1",
    "extension2",
    "extension3",
    "extension4"
  ],
  "extApiLevelMax": "1.0.0",
  "extApiLevelMin": "1.0.0",
  "extensions": [
    {
      "name": "extension1",
      "checksum":
"E5A36DB088762D853C1088C3AD3B5C94D3F7A363ED0
2BBC20BA360BAEAF7A513"
    },
    {
      "name": "extension2",
      "checksum":
"2C5BA72269E13EE87C3A6C2D79C5C2DAEC245D4646E
958D01D1C080AAD4B91F8"
    }
  ],
  "hostname": "test-pc",
  "ipAddress": "10.253.1.111",
  "name": "test-pc-SS0001",
  "outputProhibited": false,
  "queueName": "SS0001",
  "status": "Active",
  "suspended": false,
  "sysID": "2f5885727ec947df9c03ed7d9ca6464d",
  "transient": true,
  "type": "Windows",
  "version": "7.0.0.0"
},
{
  "extAccept": true,
  "extAcceptList": [
    "*"
  ],
  "extApiLevelMax": "1.0.0",
  "extApiLevelMin": "1.0.0",
  "extensions": [
    {
      "name": "extension1",
      "checksum":
"E5A36DB088762D853C1088C3AD3B5C94D3F7A363ED0
2BBC20BA360BAEAF7A513"
    },
    {
      "name": "extension2",
      "checksum":
"2C5BA72269E13EE87C3A6C2D79C5C2DAEC245D4646E
958D01D1C080AAD4B91F8"
    }
  ],

```

```

"hostName": "test2-pc",
"ipAddress": "10.253.1.112",
"name": "test-pc-SS0002",
"outputProhibited": false,
"queueName": "SS0002",
"status": "Active",
"suspended": false,
"sysID": "2f5885727ec947df9c03ed7d9ca6464e",
"transient": false,
"type": "Windows",
"version": "7.0.0.0"
}
]
    
```

List Agents: Properties

Property	UI Field Name	Description
extAccept	Accept Extensions	Indication of whether or not the Agent will accept deployment of Universal Extensions.
extAcceptList	Accept List	If extAccept is true; either: <ul style="list-style-type: none"> List of specific Universal Extensions that are allowed to be deployed to the Agent. * for no deployment restrictions.
extApiLevelMin	API Level Minimum	Minimum extension API level supported.
extApiLevelMax	API Level Maximum	Maximum extension API level supported.
extensions	Extensions	List of deployed Universal Extensions and their corresponding checksums.
hostName	Host Name	IP address or domain/name of the host machine where the Agent resides.
ipAddress	IP Address	TCP/IP address of the machine where the Agent is running.
name	Agent Name	Name used within the Controller to identify this Agent.
outputProhibited	Retrieve Output Prohibited	Specification (true or false) for whether or not Retrieve Output requests are disallowed from being performed for this Agent.
queueName	Agent Id	Unique ID for this Agent.
status	Status	Status of the Agent.
suspended	Suspended	Indication (true or false) of whether or not the Agent currently is suspended.
sysID	n/a	System ID field in the database for this Agent record.
transient	Transient	For Linux Unix Agents only; Specification (true or false) for whether or not the Agent is considered a Transient Agent.
type	Operating System	Operating system on which the Agent is running.
version	Version	Version number of the Agent program.

Modify an Agent

	Description
URI	http://host_name/uc/resources/agent
HTTP Method	PUT
Description	Modifies the Agent specified by the <code>sysId</code> . To modify Agent properties without modifying related records, see the excludeRelated property.
Example URI	http://localhost:8080/uc/resources/agent
Consumes Content-Type	application/xml, application/json
Produces Content-Type	n/a
Example Request	See Agent: XML and JSON Examples .
Agent Properties	See Agent: Properties .
Email Notification Properties	See Agent: Email Notification Properties .
SNMP Notification Properties	See Agent: SNMP Notification Properties .
Example Response	<ul style="list-style-type: none"> • Status 200 /OK Successfully updated the Agent with <code>sysId <sysId></code> to version <code><version></code>. • Status 400 /Bad Update Agent failed. A duplicate value has been detected. Agent name must be unique.

Read an Agent

	Description
URI	http://host_name/uc/resources/agent
HTTP Method	GET
Description	Retrieves information on a specific Agent.
URI Parameters	See Read an Agent: URI Parameters .
Consumes Content-Type	n/a
Produces Content-Type	application/xml, application/json
Example URI	http://localhost:8080/uc/resources/agent?agentid=SS0001
Example Response	See Agent: XML and JSON Examples .

Agent Properties	See Agent: Properties .
Email Notification Properties	See Agent: Email Notification Properties .
SNMP Notification Properties	See Agent: SNMP Notification Properties .

Read an Agent: URI Parameters

Parameter	Description	Specifications	Required	Mutually Exclusive With
agentid	ID used within the Controller to identify this Agent.	String; URI parameter.	Y (unless agentname is specified)	agentname
agentname	Name used within the Controller to identify this Agent.	String; URI parameter.	Y (unless agentid is specified)	agentid

Agent: XML and JSON Examples

XML	JSON
	<pre>{ "type": "windowsAgent", "authVersion": 2, "build": "100", "buildDate": "20210324174216", "cpu": "AMD64 (8 CPU(s))", "cpuLoad": 5, "credentials": null, "currentCount": 0, "decommissioned": false, "decommissionedDate": null, "extAccept": true, "extAcceptList": ["extension1", "extension2", "extension3", "extension4"], "extApiLevelMax": "1.0.0", "extApiLevelMin": "1.0.0", "extensions": [{ "name": "extension1", "checksum": "E5A36DB088762D853C1088C3AD3B5C94D3F7A363E D02BBC20BA360BAEAF7A513" }, { "name": "extension2", "checksum": "2C5BA72269E13EE87C3A6C2D79C5C2DAEC245D464 6E958D01D1C080AAD4B91F8" }], "hbDate": null, "hbGracePeriod": 120, "hbIntvl": 120, "hostName": "Mark-4",</pre>

```

<windowsAgent><authVersion>2</authVersion>
<build>120</build><buildDate>20210306121725</buildDate><cpu>AMD64 (8 CPU(s))</cpu><cpuLoad>10</cpuLoad><cred
entials>cred</credentials><currentCount>0</currentCount>
<decommissioned>true</decommissioned>
<decommissionedDate />
<extAccept>true</extAccept>
<extAcceptList><extension>extension1</extension><extension>extension2</extension><extension>extension3<
/extension><extension>extension4</extension></extAcceptList><extApiLevelMax>1.0.0</extApiLevelMax><extApiLev
elMin>1.0.0</extApiLevelMin><extensions><extension checksum="
E5A36DB088762D853C1088C3AD3B5C94D3F7A363ED02BBC20BA360BAEAF7A513">extension1</extension><extension
checksum="2C5BA72269E13EE87C3A6C2D79C5C2DAEC245D4646E958D01D1C080AAD4B91F8">extension2</extension></extensio
ns>
<hbDate>2021-03-19 08:55:45 -0700</hbDate>
<hbGracePeriod>120</hbGracePeriod>
<hbIntvl>120</hbIntvl>
<hostName>test-pc</hostName>
<ipAddress>10.253.1.77</ipAddress>
<jobs>1</jobs>
<limitAmount>10</limitAmount>
<limitType>Limited</limitType>
<logLevel>Errors</logLevel>
<name>test-pc-SS0001</name>
<notifications>
<emailNotification>
<status>Offline,Active</status>
<sysId>2b7286b87a7048399fbd95c01a380002</sysId>
<bcc />
<body />
<cc />
<emailConnection>uc - Gmail Account</emailConnection>
<emailTemplate>uc - Template</emailTemplate>
<replyTo />
<subject />
<to />
</emailNotification>
<snmpNotification>
<status>Offline</status>
<sysId>21d992c72be44b159aac91c4ee9f40c6</sysId>
<severity>Minor</severity>
<snmpManager>SNMP Manager</snmpManager>
</snmpNotification>
</notifications>
<omsServer>localhost:7878</omsServer>
<opswiseGroups>
<opswiseGroup>group1</opswiseGroup>
</opswiseGroups>
<os>Microsoft Windows</os>
<osRelease>Home Edition (Build 9200)</osRelease>
<outputProhibited>>false</outputProhibited>
<pid>13356</pid>
<queueName>SS0001</queueName>
<startDate>2021-03-15 06:09:42 -0700</startDate>
<status>Offline</status>
<suspended>false</suspended>
<sysId>2f5885727ec947df9c03ed7d9ca6464d</sysId>
<systemName>zos1213</systemName>
<transient>true</transient>
<version>7.0.0.0</version>
</windowsAgent>


```

```

"ipAddress": "192.168.1.21",
"jobs": 1,
"limitAmount": 5,
"limitType": "Limited",
"logLevel": "Informational",
"name": "Mark-4 - AGNT001",
"notifications": {
"emailNotifications": [ {
"bcc": null,
"body": "${ops_system_identifiier}",
"cc": null,
"emailConnection": "ecu-office-365",
"emailTemplate": "agent-built-variables",
"replyTo": null,
"status": "Offline,\nActive",
"subject": null,
"sysId":
"e120f05abd104e2e952c6b9e693891ab",
"to": "support@stonebranch.com"
} ] ],
"snmpNotifications": [ {
"severity": "Minor",
"snmpManager": "test_manager",
"status": "Offline",
"sysId":
"fc4f4e8b0dea4b51a77a3c20f7e62b2a"
} ]
},
"omsServer": "localhost:7878",
"opswiseGroups": [ "Accounting" ],
"os": "Microsoft Windows",
"osRelease": "Home Edition (Build 9200)",
"outputProhibited": false,
"pid": null,
"queueName": "AGNT001",
"startDate": null,
"status": "Offline",
"suspended": false,
"sysId":
"6a363c84d9bd4730bfd6cf43129b4984",
"systemName": "zos123",
"transient": true,
"version": "7.0.0.0"
}

```

Agent: Properties

Property	UI Field Name	Description	Specifications
authVersion	Authentication Version	Type of encryption in use for this Agent.	Read only.
build	Build Id	Build ID of the Agent.	Read only.
buildDate	Build Date	Date that the Agent program was last built.	Read only.
cpu	CPU	Information about the CPU on the Agent machine.	Read only.
cpuLoad	CPU Load	Current CPU load on the Agent machine.	Read only; Integer. Expressed as a percentage. For example, 1 means 1% currently utilized.
credentials	Credentials	Credentials under which this Agent runs tasks. These credentials are overridden by any credentials provided in the task definition for any tasks being run by this Agent.	
currentCount	Current Task Count	If <code>limitType</code> is Limited; Current number of tasks currently being run by this Agent.	Read only.
decommissioned	Decommissioned	For Linux Unix Agents only; Specification (true or false) for whether or not the Agent is decommissioned.	Valid values: true/false (default is false).
decommissionedDate	Decommissioned Date	For Linux Unix Agents only; If <code>decommissioned</code> is true: Date when the Agent was decommissioned.	Read only.
excludeRelated	n/a	For the Modify Agent web service; specification for whether or not to exclude related records from the update, even if they are provided in the request. Note  In XML, <code>excludeRelated</code> is specified as an attribute in the <code><agent></code> element.	Valid values: true/false (default is false).
extAccept	Accept Extensions	Indication of whether or not the Agent will accept deployment of Universal Extensions.	Read only.

extAcceptList	Accept List	If extAccept is true; either: <ul style="list-style-type: none"> List of specific Universal Extensions that are allowed to be deployed to the Agent. * for no deployment restrictions. 	Read only.
extApiLevelMin	API Level Minimum	Minimum extension API level supported.	Read only.
extApiLevelMax	API Level Maximum	Maximum extension API level supported.	Read only.
extensions	Extensions	List of deployed Universal Extensions and their corresponding checksums.	Read only.
hbDate	Last Heartbeat	Date and time that the most recent heartbeat was received from the Agent.	Read only.
hbGracePeriod	Heartbeat Grace Period	Grace period, in seconds, that the Controller will allow for a delayed heartbeat message	Read only.
hbIntvl	Heartbeat Interval	Heartbeat interval (in seconds). The heartbeat is a status message sent from the Agent to the Controller.	Read only; Integer.
hostName	Host Name	Read only; IP address or domain/name of the host machine where the resource resides.	Read only.
ipAddress	IP Address	Read only; TCP/IP address of the machine where the Agent is running.	Read only.
jobs	Jobs Run	Read only; Total number of jobs that have been run through the Controller to this Agent.	Read only; Integer.
limitAmount	Limit Amount	If limitType is Limited; Number of tasks that can be running at the same time by the Agent.	Integer.
limitType	Task Execution Limit	Specification for whether a Limited or Unlimited number of task instances can be run concurrently on the Agent.	Valid values: <ul style="list-style-type: none"> As String = Unlimited, As Value = 1 As String = Limited, As Value = 2 Default is Unlimited (1).

outputProhibited	Retrieve Output Prohibited	Specification for whether or not Retrieve Output requests are disallowed from being performed for this Agent.	Read only; Boolean. Valid values: true/false.
logLevel	Log Level	Level of logging that the Agent can perform.	Valid values: <ul style="list-style-type: none"> • Sever Error • Errors • Warnings • Informational • Debug • Trace Default is Informational.
name	Name	Name used within the Controller to identify this Agent.	
omsServer	OMS Server	Host name of the OMS Server.	Read only.
opwiseGroups	Member of Business Services	One or more Business Services that this Agent belongs to.	Read only.
os	Operating System	Operating system on which the Agent is running.	Read only.
osRelease	Operating System Release	Release information for the operating system on which the Agent is running.	Read only.
pid	PID	Process ID of the Agent.	Read only.
queueName	Agent ID	Unique ID for this Agent, created during installation.	Read only.
secondaryAgentCount	Secondary Agent Licenses	For z/OS Agents only; Number of secondary agent licenses.	Read only; Integer
secondaryAgents	Secondary Agent (s)	For z/OS Agents only; List of secondary agent information.	Read only. Format: <pre><secondaryAgents><secondaryAgent><build>10</build><buildDate>20200821154510</buildDate><cpu>3900</cpu><hostName>dvos200</hostName><ipAddress>192.168.30.10</ipAddress><mode>Active</mode><os>zos</os><osRelease>020200</osRelease><pid>1000</pid><startDate>09-04-2020 18:14:14 -07:00</startDate><sysName>dvos200</sysName><version>6.9.0.0</version></secondaryAgent><secondaryAgent><build>11</build><buildDate>20200821154511</buildDate><cpu>3901</cpu><hostName>dvos201</hostName><ipAddress>192.168.30.11</ipAddress><mode>Offline</mode><os>zos</os><osRelease>020200</osRelease><pid>1001</pid><startDate>09-05-2020 18:14:14 -07:00</startDate><sysName>dvos201</sysName><version>6.9.0.1</version></secondaryAgent></secondaryAgents></pre>
startDate	Started Date	Date/timestamp when the Agent was last started.	Read only.

status	Status	Status of the Agent.	Read only. Valid values: <ul style="list-style-type: none"> • Offline • Active • Passive
suspended	Suspended	Indication that the Agent's ability to run tasks has been suspended.	Read only; Boolean. Valid values: true/false.
sysid	n/a	System ID field in the database for this Agent.	Read only.
systemName	System Name	For z/OS Agents only; System name.	Read only.
transient	Transient	For Linux Unix Agents only; Specification (true or false) for whether or not the Agent is considered a Transient Agent.	Valid values: true/false (default is false).
version	Version	Version number of the Agent program.	Read only.

Agent: Email Notification Properties

Property	UI Field Name	Description	Specifications
bcc	Bcc	Email address of the party being sent a blind (hidden) copy of the email, if any.	Use commas to separate multiple recipients. Variables and Functions are supported.
body	Body	Text of the email message.	Variables and Functions are supported. If the <code>emailTemplate</code> contains text in the body, this text is appended.
cc	Cc	Email address of the party being sent a copy of the email, if any.	Use commas to separate multiple recipients. Variables and Functions are supported.
emailConnection	Email Connection	Name of an Email Connection .	If you specify both an <code>emailConnection</code> and an <code>emailTemplate</code> , the Controller uses the <code>emailConnection</code> .
emailTemplate	Email Template	Name of an Email Template .	If you specify both an <code>emailConnection</code> and an <code>emailTemplate</code> , the Controller uses the <code>emailConnection</code> .
replyTo	Reply-To	Email address of the sender of the email.	Use commas to separate multiple recipients. Variables and Functions are supported.
status	Status Options	Comma-separated list of statuses	Valid values: <ul style="list-style-type: none"> • As String = Offline, As Value = 0 • As String = Active, As Value = 1
subject	Subject	Subject line of the email.	Variables and Functions are supported.
sysId	n/a	<code>sys_id</code> used within the Controller to identify this Email Notification.	
to	To	Email address of the recipient.	Use commas to separate multiple recipients Variables and Functions are supported.

Agent: SNMP Notification Properties

Property	UI Field Name	Description	Specifications
severity	Notification Severity	Severity level of this notification.	Valid values: <ul style="list-style-type: none"> • As String = Normal, As Value = 1 • As String = Warning, As Value = 2 • As String = Minor, As Value = 3 • As String = Major, As Value = 4 • As String = Critical, As Value = 5 Default is Normal (1).
snmpManager	SNMP Manager	SNMP Manager that will receive this notification.	
status	Status Options	Comma-separated list of statuses	Valid values: <ul style="list-style-type: none"> • As String = Offline, As Value = 0 • As String = Active, As Value = 1
sysId	n/a	sys_id used within the Controller to identify this SNMP Notification.	

Resume an Agent

	Description
URI	http://host_name/uc/resources/agent/ops-resume-agent
HTTP Method	POST
Description	Resumes the specified agent .
Example URI	http://localhost:8080/uc/resources/agent/ops-resume-agent
Authentication	HTTP Basic
Consumes Content-Type	application/xml, application/json
Produces Content-Type	application/xml, application/json
Example Request	See Resume an Agent: XML and JSON Examples .
Request Properties	See Resume an Agent: Request Properties .
Example Response	See Resume an Agent: XML and JSON Examples .

Resume an Agent: XML and JSON Examples

Example	XML	JSON

<p>Example Request</p>	<p>By Agent Name</p> <pre><resume-agent><agentName>XPS-8300 - AGNT0001</agentName></resume-agent></pre> <p>By Agent ID</p> <pre><resume-agent><agentID>AGNT0001</agentID></resume-agent></pre>	<pre>{ "agentName": "Mark-4 - AGNT001" } or { "agentID": "AGNT001" }</pre>
<p>Example Response</p>	<pre><command-response><type>resume_agent</type><success>true</success><info>Successfully resumed agent "XPS-8300 - AGNT0001".</info><errors /></command-response></pre>	<pre>{ "type": "resume_agent", "success": true, "info": "Successfully resumed agent "Mark-4 - AGNT001".", "errors": "" }</pre>

Resume an Agent: Request Properties

Properties	UI Field Name	Description	Specifications	Required	Mutually Exclusive With
agentID	Agent ID	Unique ID for this Agent, created during installation.		Y (unless agentName is specified)	agentName
agentName	Agent Name	Name used within the Controller to identify this resource.	Maximum 40 alphanumerics.	Y (unless agentID is specified)	agentID

Set an Agent Task Execution Limit

	Description
URI	http://host_name/uc/resources/agent/ops-set-agent-task-execution-limit
HTTP Method	POST
Description	Sets the task execution limit for the specified agent.
Example URI	http://localhost:8080/uc/resources/agent/ops-set-agent-task-execution-limit
Authentication	HTTP Basic
Consumes Content-Type	application/xml, application/json
Produces Content-Type	application/xml, application/json
Example Request	See Set an Agent Task Execution Limit: XML and JSON Examples .

Request Properties	See Set an Agent Task Execution Limit: Request Properties.
Example Response	See Set an Agent Task Execution Limit: XML and JSON Examples.

Set an Agent Task Execution Limit: XML and JSON Examples

Example	XML	JSON
Example Request	<p>By Agent Name Limit Type: Limited</p> <pre><set-agent-task-execution-limit><agentName>XPS-8300 - AGNT0001</agentName><limitAmount>10</limitAmount><limitType>Limited</limitType></set-agent-task-execution-limit></pre> <p>By Agent ID Limit Type: Limited</p> <pre><set-agent-task-execution-limit><agentID>AGNT0001</agentID><limitAmount>10</limitAmount><limitType>Limited</limitType></set-agent-task-execution-limit></pre> <p>By Agent ID Limit Type: Unlimited</p> <pre><set-agent-task-execution-limit><agentID>AGNT0001</agentID><limitType>Unlimited</limitType></set-agent-task-execution-limit></pre>	<p>By Agent Name Limit Type: Limited</p> <pre>{ "agentName": "Mark-4 - AGNT001", "limitAmount": 10, "limitType": "Limited" }</pre> <p>By Agent ID Limit Type: Limited</p> <pre>{ "agentID": "AGNT001", "limitAmount": 10, "limitType": "Limited" }</pre> <p>By Agent ID Limit Type: Unlimited</p> <pre>{ "agentID": "AGNT001", "limitType": "Unlimited" }</pre>
Example Response	<pre><command-response><type>set_agent_task_execution_limit</type><success>>true</success><info>Successfully updated agent "XPS-8300 - AGNT0001" with task limit type: "Limited", amount: "10".</info><errors /></command-resp</pre>	<pre>{ "type": "set_agent_task_execution_limit", "success": true, "info": "Successfully updated agent "Mark-4 - AGNT001" with task limit type: "Unlimited".", "errors": "" }</pre>

Set an Agent Task Execution Limit: Request Properties

Property	UI Field Name	Description	Specifications	Required	Mutually Exclusive With
agentID	Agent ID	Unique ID for this Agent, created during installation.		Y (unless agentName is specified)	agentName
agentName	Agent Name	Name used within the Controller to identify this resource.	Maximum 40 alphanumeric.	Y (unless agentID is specified)	agentID
limitAmount	Limit Amount	Number of tasks that can be running at the same time by the Agent.		Y (if limitType is Limited (2)).	
limitType	Task Execution Limit	Specification for whether a Limited or Unlimited number of task instances can be run concurrently on the Agent. For purposes of imposing this task execution limit, running task instances are those in any of these statuses: Cancel Pending, Queued, Received, Running, Submitted, and Started.	Valid values: <ul style="list-style-type: none"> As String = Unlimited, As Value = 1 As String = Limited, As Value = 2 	Y	

Suspend an Agent

	Description
URI	http://host_name/uc/resources/agent/ops-suspend-agent
HTTP Method	POST
Description	Suspends the specified agent .
Example URI	http://localhost:8080/uc/resources/agent/ops-suspend-agent
Authentication	HTTP Basic
Consumes Content-Type	application/xml, application/json
Produces Content-Type	application/xml, application/json
Example Request	See Suspend an Agent: XML and JSON Examples .
Request Properties	See Suspend an Agent: Request Properties , below.
Example Response	See Suspend an Agent: XML and JSON Examples .

Suspend an Agent: XML and JSON Examples

Example	XML	JSON
---------	-----	------

<p>Example Request</p>	<p>By Agent Name</p> <pre><suspend-agent><agentName>XPS-8300 - AGNT0001</agentName></suspend-agent></pre> <p>By Agent ID</p> <pre><suspend-agent><agentID>AGNT0001</agentID></suspend-agent></pre>	<p>By Agent Name</p> <pre>{ "agentName": "Mark-4 - AGNT001" }</pre> <p>By Agent ID</p> <pre>{ "agentID": "AGNT001" }</pre>
<p>Example Response</p>	<pre><command-response><type>suspend_agent</type><success>true</success><info>Successfully suspended agent "XPS-8300 - AGNT0001".</info><errors /></command-response></pre>	<pre>{ "type": "suspend_agent", "success": true, "info": "Successfully suspended agent "Mark-4 - AGNT001".", "errors": "" }</pre>

Suspend an Agent: Request Properties

Property	UI Field Name	Description	Specifications	Required	Mutually Exclusive With
agentID	Agent ID	Unique ID for this Agent, created during installation.		Y (unless agentName is specified)	agentName
agentName	Agent Name	Name used within the Controller to identify this resource.	Maximum 40 alphanumerics.	Y (unless agentID is specified)	agentID

Agent Cluster Web Services

- [Overview](#)
- [Create an Agent Cluster](#)
- [Delete an Agent Cluster](#)
- [List Agent Clusters](#)
- [Modify an Agent Cluster](#)
- [Read an Agent Cluster](#)
- [Resolve an Agent Cluster](#)
- [Resume an Agent Cluster](#)
- [Resume an Agent Cluster Membership](#)
- [Return an Agent from an Agent Cluster](#)
- [Set an Agent Cluster Task Execution Limit](#)
- [Suspend an Agent Cluster](#)
- [Suspend an Agent Cluster Membership](#)

Overview

Universal Controller supports the following RESTful-based web services for Agent Cluster operations, which are listed alphabetically on this page.

- [Create an Agent Cluster](#)
- [Delete an Agent Cluster](#)
- [List Agent Clusters](#)
- [Modify an Agent Cluster](#)
- [Read an Agent Cluster](#)
- [Resolve an Agent Cluster](#)
- [Resume an Agent Cluster](#)
- [Resume an Agent Cluster Membership](#)
- [Return an Agent from an Agent Cluster](#)
- [Set an Agent Cluster Task Execution Limit](#)
- [Suspend an Agent Cluster](#)
- [Suspend an Agent Cluster Membership](#)

Formatting specifications for each web service, including details about property requirements, are provided.


Create an Agent Cluster

	Description
URI	http://host_name/uc/resources/agentcluster
HTTP Method	POST
Description	Creates a new Agent Cluster .
Example URI	http://localhost:8080/uc/resources/agentcluster
Consumes Content-Type	application/xml, application/json

Produces Content-Type	n/a
Example Request	See Read an Agent Cluster: XML and JSON Examples .
Agent Cluster Properties	See Agent Cluster Properties .
Agent Properties	See Agent Properties .
Agent Cluster: Email Notification Properties	See Agent Cluster Email Notification Properties .
Agent Cluster: SNMP Notification Properties	See Agent Cluster SNMP Notification Properties .
Example Response	<ul style="list-style-type: none"> Status 200 /OK Successfully created the agent cluster with sysId {sysId}.

Agent Cluster Properties

Property	UI Field Name	Description	Specifications	Required
currentCount	Current Task Count	If <code>limitType</code> is Limited (2); Current number of tasks currently being run by the Agents in this agent cluster.	Integer; Read only.	N
distribution	Distribution	Method used to select an Agent in the Agent Cluster.	Valid Values: <ul style="list-style-type: none"> As String = Any, As Value = 1 As String = Round Robin, As Value = 2 As String = Lowest CPU Utilization, As Value = 3 As String = Network Alias, As Value = 4 Default is Any (1).	N
ignoreInactiveAgents	Ignore Inactive Agents	Specification for whether or not inactive (offline) Agents should be ignored when the agent cluster is used for broadcasting.	Optional; Valid values: true/false (default is false).	N
ignoreSuspendedAgents	Ignore Suspended Agents	Specification for whether or not suspended Agents should be ignored when the agent cluster is used for broadcasting.	Optional; Valid values: true/false (default is false).	N
lastAgentUsed	Last Agent Used	Agent that was selected the last time a task was sent to this Agent Cluster.	Read only.	N
lastResolution	Last Resolution	If <code>distribution</code> is Network Alias (4); Last attempted time of Network Alias resolution.	Read only.	N
limitAmount	Limit Amount	If <code>limitType</code> is Limited (2); Number of tasks that can be running at the same time by the Agents in this agent cluster.		N
limitType	Task Execution Limit	Specification for whether a Limited or Unlimited number of task instances can be run concurrently by the Agents in this Agent Cluster.	Valid Values: <ul style="list-style-type: none"> As String = Unlimited, As Value = 1 As String = Limited, As Value = 2 Default is Unlimited (1).	N
name	Cluster Name	Name of this Agent Cluster.		Y

networkAlias	Network Alias	If <code>distribution</code> is Network Alias (4); Network alias (or VIP).		N
networkAliasPort	Agent Port	If <code>distribution</code> is Network Alias (4); Network alias (or VIP) port that the Agent's Universal Broker is listening on.		N
opswiseGroups	Member of Business Services	List of Business Services that this Agent Cluster belongs to. Format: XML <pre><opswiseGroups><opswiseGroup>test</opswiseGroup></opswiseGroups></pre> JSON <pre>"opswiseGroups": ["test"]</pre>		N
resolutionDescription	Resolution Description	If <code>distribution</code> is Network Alias (4); Description of the last attempted resolution.	Read only.	N
resolutionStatus	Resolution Status	If <code>distribution</code> is Network Alias (4); Status of the last resolution of the Network Alias.	Read only.	N
retainSysIds	n/a	Specification for whether or not the Create an Agent Cluster web service will persist the <code>sysId</code> property. <ul style="list-style-type: none">• If <code>retainSysIds="true"</code> and <code>sysId</code> is included in the request, <code>sysId</code> will be persisted to the database.• If <code>retainSysIds="false"</code> and <code>sysId</code> is included in the request, <code>sysId</code> will be ignored; it will be autogenerated by the Controller. <p>Note  In XML web services, <code>retainSysIds</code> is specified as an attribute in the <code><agentCluster></code> element.</p>	Optional; Valid values: true/false (default is true).	N
suspended	Suspended	Indication of whether or not the ability for this cluster of Agents to run tasks has been suspended.	Read only; Boolean; Valid Values: true/false.	N
sysId	n/a	<code>sys_id</code> used within the Controller to identify this Agent Cluster.		N
type	n/a	Type of Agent Cluster.	For List Agent Clusters : Read only; Valid values: <ul style="list-style-type: none">• Windows• Linux/Unix For Create/Modify/Read Agent Clusters: Applicable to JSON only; Specifies agent cluster type to create/modify. Valid values: <code>windowsAgentCluster</code> and <code>unixAgentCluster</code>	N

Agent Properties

Property	UI Field Name	Description	Specifications	Required
agentName	Agent	Name of an Agent in the Agent Cluster.		Y
membershipDecommissioned	Membership Decommissioned	Indication of whether or not the Agent has been temporarily decommissioned from the Agent Cluster; the Agent will not be available as a selection from the Agent Cluster while it is decommissioned.		N
membershipSuspended	Membership Suspended	Indication of whether or not the Agent has been temporarily suspended from the Agent Cluster; the Agent will not be available as a selection from the Agent Cluster while it is suspended.	Read only; Boolean; Valid Values: true/false.	N
type	n/a	Type of Agent	Read only; Valid values: <ul style="list-style-type: none"> • Windows • Linux/Unix 	N
sysId	n/a	sys_id used within the Controller to identify the Agent Cluster membership of this Agent.		N

Agent Cluster: Email Notification Properties

Property	UI Field Name	Description	Specifications
bcc	Bcc	Email address of the party being sent a blind (hidden) copy of the email, if any.	Use commas to separate multiple recipients. Variables and Functions are supported.
body	Body	Text of the email message.	Variables and Functions are supported. If the emailTemplate contains text in the body, this text is appended.
cc	Cc	Email address of the party being sent a copy of the email, if any.	Use commas to separate multiple recipients. Variables and Functions are supported.
emailConnection	Email Connection	Name of an Email Connection .	If you specify both an emailConnection and an emailTemplate, the Controller uses the emailConnection.
emailTemplate	Email Template	Name of an Email Template .	If you specify both an emailConnection and an emailTemplate, the Controller uses the emailConnection.
replyTo	Reply-To	Email address of the sender of the email.	Use commas to separate multiple recipients. Variables and Functions are supported.
state	Notification State	Comma-separated list of Notification states	Valid values: <ul style="list-style-type: none"> • As String = Agents Unavailable, As Value = 1 • As String = Agent Available, As Value = 2 • As String = Suspended, As Value = 4 • As String = Resumed, As Value = 8
subject	Subject	Subject line of the email.	Variables and Functions are supported.
sysId	n/a	sys_id used within the Controller to identify this Email Notification.	
to	To	Email address of the recipient.	Use commas to separate multiple recipients Variables and Functions are supported.

Agent Cluster: SNMP Notification Properties

Property	UI Field Name	Description	Specifications
----------	---------------	-------------	----------------

severity	Notification Severity	Severity level of this notification.	Valid values: <ul style="list-style-type: none"> • As String = Normal, As Value = 1 • As String = Warning, As Value = 2 • As String = Minor, As Value = 3 • As String = Major, As Value = 4 • As String = Critical, As Value = 5 Default is Normal (1).
snmpManager	SNMP Manager	SNMP Manager that will receive this notification.	
state	Notification State	Comma-separated list of Notification states	Valid values: <ul style="list-style-type: none"> • As String = Agents Unavailable, As Value = 1 • As String = Agent Available, As Value = 2 • As String = Suspended, As Value = 4 • As String = Resumed, As Value = 8
sysId	n/a	sys_id used within the Controller to identify this SNMP Notification.	

Delete an Agent Cluster

	Description
URI	http://host_name/uc/resources/agentcluster
HTTP Method	DELETE
Description	Deletes a specific Agent Cluster .
URI Parameters	See Delete an Agent Cluster: URI Parameters .
Example URI	http://localhost:8080/uc/resources/agentcluster?agentclusterid=35dc94a7a8834d28b51e03b5780cd90c
Authentication	HTTP Basic
Example Response	<ul style="list-style-type: none"> • Status 200 /OK Agent cluster deleted successfully. • Status 400 /Bad Request Mutual exclusion violation. Cannot specify agentclustername and agentclusterid at the same time. • Status 404 /Not Found A custom day with id "f87848b00a0001037f43e7c81c8ec969" does not exist.

Delete an Agent Cluster: URI Parameters

Name	Description	Specifications	Required	Mutually Exclusive With
agentclusterid	Unique ID for this Agent Cluster.		Y (unless agentclustername is specified)	agentclustername

agentclustername	Name used within the Controller to identify this Agent Cluster.		Y (unless agentclusterid is specified)	agentclusterid
------------------	---	--	---	----------------

List Agent Clusters

	Description
URI	http://host_name/uc/resources/agentcluster/list
HTTP Method	GET
Description	Retrieves information on all Agent Clusters .
Example URI	http://localhost:8080/uc/resources/agentcluster/list
Authentication	HTTP Basic
Consumes Content-Type	n/a
Produces Content-Type	application/xml, application/json
Response Examples	See List Agent Clusters: XML and JSON Examples .
Agent Cluster Properties	See Agent Cluster Properties .
Agent Properties	See Agent Properties .
Agent Cluster: Email Notification Properties	See Agent Cluster Email Notification Properties .
Agent Cluster: SNMP Notification Properties	See Agent Cluster SNMP Notification Properties .

List Agent Clusters: XML and JSON Examples

XML	JSON
	<pre>[{ "agents": [{ "agentName": "Mark-4 - AGNT001", "membershipDecommissioned": true, "membershipSuspended": true, "sysId": "941e558d6f2b4656bdb870e2551fa85e", "type": "Linux/Unix" }], "currentCount": 0, "distribution": "Network Alias", "ignoreInactiveAgents": true, "ignoreSuspendedAgents": true, "lastAgentUsed": "sb-qa-123", "lastResolution": "2018-09-12 09:52: 03.410 -0500", "limitAmount": 5, "limitType": "Unlimited",</pre>

```

<agentClusters><agentCluster version="1"><agents><agent><a
gentName>pc - SS0001</agentName><membershipDecommissioned>
true</membershipDecommissioned>
<membershipSuspended>true</membershipSuspended><sysId>af19
84d3481b4bccb9bea0e4e1d6fbf2</sysId><type>Linux/Unix</type
></agent></agents><currentCount>0</currentCount><distribut
ion>Network Alias</distribution><ignoreInactiveAgents>true<
/ignoreInactiveAgents><ignoreSuspendedAgents>true0</ignoreS
uspendedAgents><lastAgentUsed>sb-qa-123</lastAgentUsed><l
astResolution>2018-09-12 09:52:03.410 -0500</lastResolution
><limitAmount>5</limitAmount><limitType>Unlimited</limitTy
pe><name>Cluster 1</name><networkAlias>qa-123</networkAlias
><networkAliasPort /><notifications><emailNotification><sy
sId>2b7286b87a7048399fbd95c01a380002</sysId><bcc /><body
/><cc /><emailConnection>uc - Gmail Account</emailConnecti
on><emailTemplate>uc - Template</emailTemplate><replyTo
/><state>Agents Unavailable</state><subject /><to /><
/emailNotification><snmpNotification><state>Agents
Unavailable</state><sysId>21d992c72be44b159aac91c4ee9f40c6<
/sysId><severity>Minor</severity><snmpManager>SNMP
Manager</snmpManager></snmpNotification></notifications><o
pwiseGroups /><resolutionDescription>Agent in Use:'sb-qa-
123'</resolutionDescription><resolutionStatus>Success</res
olutionStatus><suspended>>false</suspended><sysId>cb5b876aa
9fec69f0032b55e0391d693</sysId><type>Windows</type><
/agentCluster><agentCluster version="1"><agents><agent><ag
entName>pc - SS0002</agentName>
<membershipDecommissioned>>false</membershipDecommissioned><
membershipSuspended>>false</membershipSuspended><sysId>af19
84d3481b4bccb9bea0e4e1d6fbf3</sysId><type>Windows</type><
/agent></agents><currentCount>0</currentCount><distribution
>Network Alias</distribution><ignoreInactiveAgents>true</i
gnoreInactiveAgents><ignoreSuspendedAgents>true0</ignoreSu
spendedAgents><lastAgentUsed>sb-qa-123</lastAgentUsed><las
tResolution>2018-09-13 10:52:03.410 -0500</lastResolution><
limitAmount>5</limitAmount><limitType>Unlimited</limitType
><name>Cluster 2</name><networkAlias>qa-123</networkAlias><
networkAliasPort /><notifications><emailNotification><sysId
>2b7286b87a7048399fbd95c01a380002</sysId><bcc /><body /><cc
/><emailConnection>uc - Gmail Account</emailConnection><e
mailTemplate>uc - Template</emailTemplate><replyTo /><state
>Agents Unavailable</state><subject /><to /><
/emailNotification><snmpNotification><state>Agents
Unavailable</state><sysId>21d992c72be44b159aac91c4ee9f40c6<
/sysId><severity>Minor</severity><snmpManager>SNMP
Manager</snmpManager></snmpNotification></notifications><o
pwiseGroups /><resolutionDescription>Agent in Use:'sb-qa-
123'</resolutionDescription><resolutionStatus>Success</res
olutionStatus><suspended>>false</suspended><sysId>cb5b876aa
9fec69f0032b55e0391d694</sysId><type>Windows</type><
/agentCluster></agentClusters>
" name": "Cluster 1",
" networkAlias": "qa-123",
" networkAliasPort": null,
" notifications": {
  " emailNotifications": [ {
    " bcc": null,
    " body":
"$ {ops_system_identifier}",
    " cc": null,
    " emailConnection": "ecu-office-
365",
    " emailTemplate": "agent-built-
variables",
    " replyTo": null,
    " state": "Agents Unavailable",
    " subject": null,
    " sysId":
"e120f05abd104e2e952c6b9e693891ab",
    " to": "support@stonebranch.com"
  } ],
  " snmpNotifications": [ {
    " severity": "Minor",
    " snmpManager": "test_manager",
    " state": "Agents Unavailable",
    " sysId":
"fc4f4e8b0dea4b51a77a3c20f7e62b2a"
  } ]
},
" opswiseGroups": [],
" resolutionDescription": "Agent in
Use:'sb-qa-123'",
" resolutionStatus": "Success",
" suspended": false,
" sysId":
"35dc94a7a8834d28b51e03b5780cd90c",
" type": "Windows"version": 1
},
{
" agents": [ {
  " agentName": "Mark-4 - AGNT002",
  " membershipDecommissioned": false,
  " membershipSuspended": false,
  " sysId":
"941e558d6f2b4656bdb870e2551fa85f",
  " type": "Windows"
} ],
" currentCount": 0,
" distribution": "Network Alias",
" ignoreInactiveAgents": true,
" ignoreSuspendedAgents": true,
" lastAgentUsed": "sb-qa-123",
" lastResolution": "2018-09-13 10:52:
03.410 -0500",
" limitAmount": 5,
" limitType": "Unlimited",
" name": "Cluster 2",
" networkAlias": "qa-123",
" networkAliasPort": null,
" notifications": {
  " emailNotifications": [ {
    " bcc": null,
    " body":

```

```

"${ops_system_identfier}",
  "cc": null,
  "emailConnection": "ecu-office-
365",
  "emailTemplate": "agent-built-
variables",
  "replyTo": null,
  "state": "Agents Unavailable",
  "subject": null,
  "sysId":
"e120f05abd104e2e952c6b9e693891ab",
  "to": "support@stonebranch.com"
} ],
  "snmpNotifications": [ {
    "severity": "Minor",
    "snmpManager": "test_manager",
    "state": "Agents Unavailable",
    "sysId":
"fc4f4e8b0dea4b51a77a3c20f7e62b2a"
} ]
},
"opswiseGroups": [],
"resolutionDescription": "Agent in
Use:'sb-qa-123'",
"resolutionStatus": "Success",
"suspended": false,
"sysId":
"35dc94a7a8834d28b51e03b5780cd90d",
"type": "Windows" "version": 1
}
]
    
```

Modify an Agent Cluster

	Description
URI	http://host_name/uc/resources/agentcluster
HTTP Method	PUT
Description	Modifies the Agent Cluster specified by the <code>sysId</code> .
Example URI	http://localhost:8080/uc/resources/agentcluster
Consumes Content-Type	application/xml, application/json
Produces Content-Type	n/a
Example Request	See Modify an Agent Cluster: XML and JSON Examples .
Agent Cluster Properties	See Agent Cluster Properties .
Agent Properties	See Agent Properties .

Agent Cluster: Email Notification Properties	See Agent Cluster Email Notification Properties .
Agent Cluster: SNMP Notification Properties	See Agent Cluster SNMP Notification Properties .
Example Response	<ul style="list-style-type: none"> Status 200 /OK Successfully updated the agent cluster with sysId {sysId}.

Modify an Agent Cluster: XML and JSON Examples

XML	JSON
<pre><windowsAgentCluster><distribution>Any</distribution><ignoreInactiveAgents>true</ignoreInactiveAgents><ignoreSuspendedAgents>true</ignoreSuspendedAgents><limitAmount>5</limitAmount><limitType>Limited</limitType><name>cluster1</name><networkAlias /><networkAliasPort /><notifications><emailNotification><sysId>2b7286b87a7048399fbd95c01a380002</sysId><bcc /><body /><cc /><emailConnection>uc - Gmail Account</emailConnection><emailTemplate>uc - Template</emailTemplate><replyTo /><state>Agents Unavailable</state><subject /><to /></emailNotification><snmpNotification><state>Agents Unavailable</state><sysId>21d992c72be44b159aac91c4ee9f40c6</sysId><severity>Minor</severity><snmpManager>SNMP Manager</snmpManager></snmpNotification></notifications><sysId>35dc94a7a8834d28b51e03b5780cd90c</sysId></windowsAgentCluster></pre>	<pre>{ "type": "windowsAgentCluster", "distribution": "Any", "ignoreInactiveAgents": true, "ignoreSuspendedAgents": true, "limitAmount": 5, "limitType": "Unlimited", "name": "cluster1", "networkAlias": null, "networkAliasPort": null, "notifications": { "emailNotifications": [{ "bcc": null, "body": "\${ops_system_identifiler}", "cc": null, "emailConnection": "ecu-office-365", "emailTemplate": "agent-built-variables", "replyTo": null, "state": "Agents Unavailable", "subject": null, "sysId": "e120f05abd104e2e952c6b9e693891ab", "to": "support@stonebranch.com" }], "snmpNotifications": [{ "severity": "Minor", "snmpManager": "test_manager", "state": "Agents Unavailable", "sysId": "fc4f4e8b0dea4b51a77a3c20f7e62b2a" }] }, "sysId": "35dc94a7a8834d28b51e03b5780cd90c", }</pre>

Read an Agent Cluster

	Description
URI	http://host_name/uc/resources/agentcluster
HTTP Method	GET
Description	Retrieves information on a specific Agent cluster.
URI Parameters	See Read an Agent Cluster: URI Parameters .
Example URI	http://localhost:8080/uc/resources/agentcluster?agentclustername=cluster1
Consumes Content-Type	n/a
Produces Content-Type	application/xml, application/json
Example Response	See Read an Agent Cluster: XML and JSON Examples .
Agent Cluster Properties	See Agent Cluster Properties .
Agent Properties	See Agent Properties .
Agent Cluster: Email Notification Properties	See Agent Cluster Email Notification Properties .
Agent Cluster: SNMP Notification Properties	See Agent Cluster SNMP Notification Properties .

Read an Agent Cluster: URI Parameters

Parameter	Description	Specifications	Required	Mutually Exclusive With
agentclusterid	ID used within the Controller to identify this Agent cluster.	String; URI parameter.	Y (unless agentclustername is specified)	agentclustername
agentclustername	Name used within the Controller to identify this Agent cluster.	String; URI parameter.	Y (unless agentclusterid is specified)	agentclusterid

Read an Agent Cluster: XML and JSON Examples

XML	JSON

```

<windowsAgentCluster retainsSysIds="true"
version="1"><agents><agent><agentName>pc
- SS0001</agentName><membershipSuspended>f
alse</membershipSuspended><sysId>af1984d34
81b4bccb9bea0e4e1d6fbf2</sysId><type>Windo
ws</type></agent></agents><currentCount>0</
currentCount><distribution>Network Alias</
distribution><ignoreInactiveAgents>true</i
gnoreInactiveAgents><ignoreSuspendedAgents
>true0</ignoreSuspendedAgents><lastAgentUs
ed>sb-qa-123</lastAgentUsed><lastResolution
>2018-09-12 09:52:03.410 -0500</lastResolu
tion><limitAmount>5</limitAmount><limitType
>Unlimited</limitType><name>Cluster 1</name
><networkAlias>qa-123</networkAlias><netwo
rkAliasPort
/><notifications><emailNotification><sysId
>2b7286b87a7048399fbd95c01a380002</sysId><
bcc /><body /><cc /><emailConnection>uc -
Gmail Account</emailConnection><emailTempl
ate>uc - Template</emailTemplate><replyTo
/><state>Agents Unavailable</state><subject
/><to /><
/emailNotification><snmpNotification><state
>Agents Unavailable</state><sysId>21d992c7
2be44b159aac91c4ee9f40c6</sysId><severity>
Minor</severity><snmpManager>SNMP Manager</
snmpManager></snmpNotification><
/notifications><opswiseGroups /><resolutio
nDescription>Agent in Use:'sb-qa-123'</res
olutionDescription><resolutionStatus>Succe
ss</resolutionStatus><suspended>>false</sus
pended><sysId>35dc94a7a8834d28b51e03b5780c
d90c</sysId></windowsAgentCluster>
{
  "type": "windowsAgentCluster",
  "agents": [ {
    "agentName": "Mark-4 - AGNT001",
    "membershipSuspended": false,
    "sysId":
"941e558d6f2b4656bdb870e2551fa85e",
    "type": "Windows"
  } ],
  "currentCount": 0,
  "distribution": "Network Alias",
  "ignoreInactiveAgents": true,
  "ignoreSuspendedAgents": true,
  "lastAgentUsed": "sb-qa-123",
  "lastResolution": "2018-09-12 09:52:
03.410 -0500",
  "limitAmount": 5,
  "limitType": "Unlimited",
  "name": "Cluster 1",
  "networkAlias": "qa-123",
  "networkAliasPort": null,
  "notifications": {
    "emailNotifications": [ {
      "bcc": null,
      "body":
"${ops_system_identifier}",
      "cc": null,
      "emailConnection": "ecu-office-
365",
      "emailTemplate": "agent-built-
variables",
      "replyTo": null,
      "state": "Agents Unavailable",
      "subject": null,
      "sysId":
"e120f05abd104e2e952c6b9e693891ab",
      "to": "support@stonebranch.com"
    } ],
    "snmpNotifications": [ {
      "severity": "Minor",
      "snmpManager": "test_manager",
      "state": "Agents Unavailable",
      "sysId":
"fc4f4e8b0dea4b51a77a3c20f7e62b2a"
    } ]
  },
  "opswiseGroups": [],
  "resolutionDescription": "Agent in
Use:'sb-qa-123'",
  "resolutionStatus": "Success",
  "retainSysIds": true,
  "suspended": false,
  "sysId":
"35dc94a7a8834d28b51e03b5780cd90c",
  "version": 1
}

```

Resolve an Agent Cluster

	Description
URI	http://host_name/uc/resources/agentcluster/resolve
HTTP Method	POST
Description	Resolves the Network Alias for the specified agent cluster .
Example URI	http://localhost:8080/uc/resources/agentcluster/resolve
Authentication	HTTP Basic
Consumes Content-Type	application/xml, application/json
Produces Content-Type	application/xml, application/json
Example Request	See Resolve an Agent Cluster: XML and JSON Examples .
Request Properties	See Resolve an Agent Cluster: Request Properties .
Example Response	See Resolve an Agent Cluster: XML and JSON Examples .

Resolve an Agent Cluster: XML and JSON Examples

Example	XML	JSON
Example Request	<pre><resolve-agent-cluster><agentClusterName>Agent_Cluster_Alias_Production</agentClusterName></resolve-agent-cluster></pre>	<pre>{ "agentClusterName": "Agent_Cluster_Alias_Production" }</pre>
Example Response	<pre><command-response><type>resolve_agent_cluster</type><success>true</success><info>Successfully resolved network alias for agent cluster "Agent_Cluster_Alias_Production".</info><errors></errors></command-response></pre>	<pre>{ "type": "resolve_agent_cluster", "success": true, "info": "Successfully resolved agent cluster\" Agent_Cluster_Alias_Production\".", "errors": "" }</pre>

Resolve an Agent Cluster: Request Properties

Property	UI Field Name	Description	Specifications	Required
agentClusterName	Cluster Name	Name used within the Controller to identify this agent cluster.		Y

Resume an Agent Cluster

	Description
--	-------------

URI	http://host_name/uc/resources/agentcluster/resume
HTTP Method	POST
Description	Resumes the specified agent cluster .
Example URI	http://localhost:8080/uc/resources/agentcluster/resume
Authentication	HTTP Basic
Consumes Content-Type	application/xml, application/json
Produces Content-Type	application/xml, application/json
Example Request	See Resume an Agent Cluster: XML and JSON Examples .
Request Properties	See Resume an Agent Cluster: Request Properties .
Example Response	See Resume an Agent Cluster: XML and JSON Examples .

Resume an Agent Cluster: XML and JSON Examples

Example	XML	JSON
Example Request	<code><resume-agent-cluster><agentClusterName>uc - Default Windows Cluster</agentClusterName></resume-agent-cluster></code>	<pre>{ "agentClusterNameagentClusterName": "uc - Default Windows Cluster" }</pre>
Example Response	<code><command-response><type>resume_agent_cluster</type><success>>true</success><info>Successfully resumed agent cluster "uc - Default Windows Cluster".</info><errors /></command-response></code>	<pre>{ "type": "resume_agent_cluster", "success": true, "info": " Successfully resumed agent cluster "uc - Default Windows Cluster".", "errors": "" }</pre>

Resume an Agent Cluster: Request Properties

Property	UI Field Name	Description	Specifications	Required
agentClusterName	Cluster Name	Name used within the Controller to identify this agent cluster.		Y

Resume an Agent Cluster Membership

	Description
URI	http://host_name/uc/resources/agent/ops-resume-agent-cluster-membership

HTTP Method	POST
Description	Resumes the specified agent cluster membership .
Example URI	http://localhost:8080/uc/resources/agent/ops-resume-agent-cluster-membership
Authentication	HTTP Basic
Consumes Content-Type	application/xml, application/json
Produces Content-Type	application/xml, application/json
Example Request	See Resume an Agent Cluster Membership: XML and JSON Examples .
Request Properties	See Resume an Agent Cluster Membership: Request Properties .
Example Response	See Resume an Agent Cluster Membership: XML and JSON Examples .

Resume an Agent Cluster Membership: XML and JSON Examples

Example	XML	JSON
Example Request	<p>By Agent Name</p> <pre><resume-agent-cluster-membership><agentClusterName>uc - Default Windows Cluster</agentClusterName><agentName>XPS-8300 - AGNT0001</agentName></resume-agent-cluster-membership></pre> <p>By Agent ID</p> <pre><resume-agent-cluster-membership><agentClusterName>uc - Default Windows Cluster</agentClusterName><agentID>AGNT0001</agentID></resume-agent-cluster-membership></pre>	<p>By Agent Name</p> <pre>{ "agentClusterName": "uc - Default Windows Cluster", "agentName": "XPS-8300 - AGNT0001" }</pre> <p>By Agent ID</p> <pre>{ "agentClusterName": "uc - Default Windows Cluster", "agentID": "AGNT0001" }</pre>
Example Response	<pre><command-response><type>resume_agent_cluster_membership</type><success>>true</success><info>Successfully resumed agent cluster membership.</info><errors /></command-response></pre>	<pre>{ "type": "resume_agent_cluster_membership", "success": true, "info": " Successfully resumed agent cluster membership.", "errors": "" }</pre>

Resume an Agent Cluster Membership: Request Properties

Property	UI Field Name	Description	Specifications	Required	Mutually Exclusive With
agentClusterName	Cluster Name	Name used within the Controller to identify this agent cluster.		Y	
agentID	Agent ID	Defined by the user when installing the Agent; name used within the Controller to identify this resource.		Y (unless agentName is specified)	agentName
agentName	Agent Name	Unique ID for this Agent, created during installation. The name of the communications server message queue. The Controller uses the communications server for communications between the Controller scheduler and Agents.		Y (unless agentId is specified)	agentId

Return an Agent from an Agent Cluster

	Description
URI	http://hostName:port/uc/resources/agentcluster/agent
HTTP Method	GET
Description	Retrieves information on a specific Agent from an Agent Cluster for which a Distribution method of Any or Lowest CPU Utilization is specified.
URI Parameters	See Return an Agent from an Agent Cluster: URI Parameters .
Consumes Content-Type	n/a
Produces Content-Type	application/xml, application/json
Example Request URI	http://localhost:8080/uc/resources/agentcluster/agent?agentclustername=testCluster&ignoreexecutionlimit=true
Example Response	See Return an Agent from an Agent Cluster: Example Response .

Return an Agent from an Agent Cluster: URI Parameters

Parameter	Description	Specifications	Required
agentclustername	Name used within the Controller to identify this agent cluster.	Type = String; URI property.	Y
ignoreexecutionlimit	Specification to use or ignore the task execution limit.	Type = Boolean (true/false), Default is false; URI property.	N

Return an Agent from an Agent Cluster: Example Response

XML Response	JSON Response
--------------	---------------

```
<agent><hostName>Mark-4</hostName><ipAddress>192.168.1.21</ipAddress><name>Mark-4 - AGNT0002</name><outputProhibited>>false</outputProhibited><queueName>AGNT0002</queueName><status>Active</status><suspended>>false</suspended><sysID>4425b28449574bb181d78e47c02867ac</sysID><type>Windows</type><version>6.4.1.0</version></agent>
```

```
{
  "hostName":
  "Mark-4",
  "ipAddress":
  "192.168.1.21",
  "name": "Mark-4 - AGNT0002",
  "outputProhibited": false,
  "queueName":
  "AGNT0002",
  "status":
  "Active",
  "suspended":
  false,
  "sysID":
  "b4784b52bf0e453db37dc0c5e9bd441a"
,
  "type":
  "Windows",
  "version":
  "6.4.1.0"
}
```

Set an Agent Cluster Task Execution Limit

	Description
URI	http://host_name/uc/resources/agentcluster/taskexecutionlimit
HTTP Method	POST
Description	Sets the task execution limit for the specified agent cluster.
Example URI	http://localhost:8080/uc/resources/agentcluster/taskexecutionlimit
Authentication	HTTP Basic
Consumes Content-Type	application/xml, application/json
Produces Content-Type	application/xml, application/json
Example Request	See Set an Agent Cluster Task Execution Limit: XML and JSON Examples .
Request Properties	See Set an Agent Cluster Task Execution Limit: Request Properties .
Example Response	See Set an Agent Cluster Task Execution Limit: XML and JSON Examples .

Set an Agent Cluster Task Execution Limit: XML and JSON Examples

Example	XML	JSON
---------	-----	------

<p>Example Request</p>	<p>Limit Type: Limited</p> <pre><set-agent-cluster-task-execution-limit><agentClusterName>uc - Default Windows Cluster</agentClusterName><limitAmount>15</limitAmount><limitType>Limited</limitType></set-agent-cluster-task-execution-limit></pre> <p>Limit Type: Unlimited</p> <pre><set-agent-cluster-task-execution-limit><agentClusterName>uc - Default Windows Cluster</agentClusterName><limitType>Unlimited</limitType></set-agent-cluster-tas</pre>	<p>Limit Type: Limited</p> <pre>{ "agentClusterName": "uc - Default Windows Cluster", "limitAmount": 15, "limitType": "Limited" }</pre> <p>Limit Type: Unlimited</p> <pre>{ "agentClusterName": "uc - Default Windows Cluster", "limitType": "Unlimited" }</pre>
<p>Example Response</p>	<pre><command-response><type>set_agent_cluster_task_execution_limit</type><success>>true</success><info>Successfully updated agent cluster"uc - Default Windows Cluster" with task limit type: "Limited", amount: "15".</info><errors /></command-response></pre>	<pre>{ "type": "set_agent_cluster_task_execution_limit", "success": true, "info": " Successfully updated agent cluster"uc - Default Windows Cluster" with task limit type: "Limited", amount: "15".", "errors": "" }</pre>

Set an Agent Cluster Task Execution Limit: Request Properties

Property	UI Field Name	Description	Specifications	Required
agentClusterName	Cluster Name	Name used within the Controller to identify this agent cluster.		Y
limitAmount	Limit Amount	Number of tasks that can be running at the same time by the Agents in this agent cluster.	Set only if limitType is Limited (2).	N
limitType	Task Execution Limit	Specification for whether a Limited or Unlimited number of task instances can be run concurrently by the Agents in this agent cluster. For purposes of imposing this task execution limit, running task instances are those in any of these statuses: Cancel Pending, Queued, Received, Running, Submitted, and Started.	Valid values: <ul style="list-style-type: none"> As String = Unlimited, As Value = 1 As String = Limited, As Value = 2 	Y

Suspend an Agent Cluster

	Description
URI	http://host_name/uc/resources/agentcluster/suspend
HTTP Method	POST
Description	Suspends the specified agent cluster .
Example URI	http://localhost:8080/uc/resources/agentcluster/suspend
Authentication	HTTP Basic
Consumes Content-Type	application/xml, application/json
Produces Content-Type	application/xml, application/json
Example Request	See Suspend an Agent Cluster: XML and JSON Examples .
Request Properties	See Suspend an Agent Cluster: Request Properties .
Example Response	See Suspend an Agent Cluster: XML and JSON Examples .

Suspend an Agent Cluster: XML and JSON Examples

Example	XML	JSON
Example Request	<pre><suspend-agent-cluster><agentClusterName>uc - Default Windows Cluster</agentClusterName></suspend-agent-cluster></pre>	<pre>{ "agentClusterName": "uc - Default Windows Cluster" }</pre>
Example Response	<pre><command-response><type>suspend_agent_cluster</type><success>>true</success><info>Successfully suspended agent cluster "uc - Default Windows Cluster".</info><errors /></command-response></pre>	<pre>{ "type": "suspend_agent_cluster", "success": true, "info": " Successfully suspended agent cluster "uc - Default Windows Cluster".", "errors": "" }</pre>

Suspend an Agent Cluster: Request Properties

Property	UI Field Name	Description	Specifications	Required
agentClusterName	Cluster Name	Name used within the Controller to identify this agent cluster.		Y

Suspend an Agent Cluster Membership

	Description

URI	http://host_name/uc/resources/agent/ops-suspend-agent-cluster-membership
HTTP Method	POST
Description	Suspends the specified agent cluster membership .
Example URI	http://localhost:8080/uc/resources/agent/ops-suspend-agent-cluster-membership
Authentication	HTTP Basic
Consumes Content-Type	application/xml, application/json
Produces Content-Type	application/xml, application/json
Example Request	See Suspend an Agent Cluster Membership: XML and JSON Examples .
Request Properties	See Suspend an Agent Cluster Membership: Request Properties .
Example Response	See Suspend an Agent Cluster Membership: XML and JSON Examples .

Suspend an Agent Cluster Membership: XML and JSON Examples

Example	XML	JSON
Example Request	<p>By Agent Name</p> <pre><suspend-agent-cluster-membership><agentClusterName>uc - Default Windows Cluster</agentClusterName><agentName>XPS-8300 - AGNT0001</agentName></suspend-agent-cluster-membership></pre> <p>By Agent ID</p> <pre><suspend-agent-cluster-membership><agentClusterName>uc - Default Windows Cluster</agentClusterName><agentID>AGNT0001</agentID></suspend-a</pre>	<p>By Agent Name</p> <pre>{ "agentClusterName": "uc - Default Windows Cluster", "agentName": "XPS-8300 - AGNT0001" }</pre> <p>By Agent ID</p> <pre>{ "agentClusterName": "uc - Default Windows Cluster", "agentID": "AGNT0001" }</pre>
Example Response	<pre><command-response><type>suspend_agent_cluster_membership</type><success>>true</success><info>Successfully suspended agent cluster membership.</info><errors /></command-response></pre>	<pre>{ "type": "suspend_agent_cluster_membership", "success": true, "info": " Successfully suspended agent cluster membership.", "errors": "" }</pre>

Suspend an Agent Cluster Membership: Request Properties

Property	UI Field Name	Description	Specifications	Required	Mutually Exclusive With
agentClusterName	Cluster Name	Name used within the Controller to identify this agent cluster.		Y	
agentID	Agent ID	Unique ID for this Agent, created during installation.		Y (unless agentName is specified)	agentName
agentName	Agent Name	Name used within the Controller to identify this resource.		Y (unless agentId is specified)	agentId

Audit Web Services

- [Overview](#)
- [List Audit Records](#)
- [List Audit Records: XML and JSON Examples](#)

Overview

Universal Controller supports the following RESTful-based web service for Audits.

- [List Audit Records](#)

The Audit web service is allowed only for users with the [ops_admin role](#) or [ops_audit_view role](#).

Formatting specifications for the web service, including details about parameter requirements, are provided.

List Audit Records

	Description
URI	http://host_name/uc/resources/audit/list
Description	Retrieve the audit details using a specific filter.
HTTP Method	POST
Example URI	http://localhost:8080/uc/resources/audit/list
Authentication	HTTP Basic
Consumes Content-Type	application/xml, application/json
Produces Content-Type	application/xml, application/json

List Audit Records: XML and JSON Examples

List Audit Records: Example Request

XML Request	JSON Request
-------------	--------------

```

<audit-filter>
  <auditType>create</auditType>
  <updatedAtTimeType>offset</updatedAtTimeType>
  <updatedAtTime>-10d</updatedAtTime>
  <status>*</status>
  <createdBy>ops.system</createdBy>
  <tableRecordName>Administrator</tableRecordName>
  <tableName>ops_user</tableName>
  <source>Web Service</source>
  <tableKey>51b13fca5b8541418cd17cdd97c95b87</tableKey>
  <includeChildAudits>>false</includeChildAudits>
</audit-filter>

```

```

{
  "auditType" : "9",
  "updatedAtTimeType" : "offset",
  "updatedAtTime" : "-10d",
  "status" : "*",
  "createdBy" : "ops.system",
  "tableRecordName" : "Administrator",
  "tableName" : "ops_user",
  "source" : "Web Service",
  "tableKey" : "51b13fca5b8541418cd17cdd97c95b87",
  "includeChildAudits" : "false"
}

```

List Audit Records: Request Properties

Property	UI Field Name	Description	Specifications	Required	Mutually Exclusive With
auditType	Audit Type	Audit type to filter the data.	Valid values: One of the following (not case sensitive): <ul style="list-style-type: none"> • As String = Create, As Value = 1 • As String = Update, As Value = 2 • As String = Delete, As Value = 3 • As String = Command, As Value = 4 • As String = Server Operation, As Value = 5 • As String = CLI, As Value = 6 • As String = Restore Version, As Value = 7 • As String = Delete Version, As Value = 8 • As String = User Login, As Value = 9 • As String = z/OS Auto-Restart, As Value = 10 • As String = Delete Override File, As Value = 11 • As String = Import, As Value = 12 • As String = Export, As Value = 13 • As String = Email, As Value = 14 	N	
source	Source	Audit source type	Valid values: One of the following (not case sensitive): <ul style="list-style-type: none"> • As String = User Interface, As Value = 1 • As String = Command Line, As Value = 2 • As String = Web Service, As Value = 3 • As String = System Operation, As Value = 4 • As String = Set Variable Action, As Value = 5 • As String = Task Instance, As Value = 6 • As String = Agent Message, As Value = 7 • As String = Scheduled, As Value = 8 • As String = Stored Procedure, As Value = 9 • As String = System Processing, As Value = 10 • As String = Email Notification, As Value = 11 	N	

updatedTime	n/a	If updatedTimeType = Offset; -offset period.	<p>Valid values:</p> <ul style="list-style-type: none"> • mn (minutes) • h (hours) • d (days) <p>Default is d.</p> <p>Examples: -5d (last 5 days), -30mn (last 30 minutes), -6h (last 6 hours), -7 (last 7 days).</p> <p>If updatedTimeType is Since; date/time value (yyyy-MM-dd [HH:mm:ss])</p> <p>If updatedTimeType is Today; updatedTime is ignored.</p>	Y (if updatedTimeType is Offset, Since, or Older Than.)	
updatedTimeType	n/a	Type of updateTime.	<p>Valid values:</p> <ul style="list-style-type: none"> • As String = Today, As Value = 1 • As String = Offset, As Value = 2 • As String = Since, As Value = 3 • As String = Older Than, As Value = 4 	N	
createdBy	Created By	Name of the person created the record.		N	
status	Status	Status of the record		N	
tableRecordName	Table Record Name	table record name		N	
tableName	Table Name	table name		N	
tableKey	Table Key	table key		N	
includeChildAudits	n/a	include child audits	<p>boolean property</p> <p>Valid values: true, false, 1, 0</p>	N	

List Audit Records: Example Response

XML Response	JSON Response
---------------------	----------------------

```
<?xmlversion="1.0"encoding="UTF-8"standalone="yes"?>
<audits>
  <audit>
    <childAudits/>
    <auditType>User Login</auditType>
    <created>2020-03-04 13:33:09 -0500</created>
    <createdBy>ops.system</createdBy>
    <description>LOGIN <user=ops.admin, ipaddr=127.0.0.1></description>
    <nodeId>SBUS30:8080-opswise8</nodeId>
    <nodeMode>Active</nodeMode>
    <source>User Interface</source>
    <status>Login OK</status>
    <sysId>1583346757585450235STIHZ8DE02AZB</sysId>
    <tableKey>e0bde364c0a802ba0092e79554132023</tableKey>
    <tableName>ops_user</tableName>
    <tableRecordName>Administrator</tableRecordName>
    <updated>2020-03-04 13:33:09 -0500</updated>
    <updatedBy>ops.system</updatedBy>
    <uuid>1583346757585450235STIHZ8DE02AZB</uuid>
  </audit>
</audits>
```

```
[
  {
    "additionalInfo": null,
    "after": null,
    "auditType": "User Login",
    "before": null,
    "childAudits": [],
    "created": "2020-03-04 13:33:09 -0500",
    "createdBy": "ops.system",
    "description": "LOGIN <user=ops.admin, ipaddr=127.0.0.1>",
    "difference": null,
    "nodeId": "SBUS30:8080-opswise8",
    "nodeMode": "Active",
    "parentAudit": null,
    "routedFrom": null,
    "source": "User Interface",
    "status": "Login OK",
    "sysId": "1583346757585450235STIHZ8DE02AZB",
    "tableKey": "e0bde364c0a802ba0092e79554132023",
    "tableName": "ops_user",
    "tableRecordName": "Administrator",
    "universalTemplate": null,
    "updated": "2020-03-04 13:33:09 -0500",
    "updatedBy": "ops.system",
    "uuid": "1583346757585450235STIHZ8DE02AZB"
  }
]
```

List Audit Records: Example Response with Child Audits

XML Response with Child Audits	JSON Response with Child Audits
<pre><?xmlversion="1.0"encoding="UTF-8"standalone="yes"?> <audit> <childAudits> <childAudit> <childAudits/> <after>TaskWindowsBean [{agent=094e2a6b2da747d09f4882cdc136dc49} {agent_cluster=null} {agent_cluster_var=null} {agent_cluster_var_check=false} {agent_var=null} {agent_var_check=false} {avg_run_time=null} {broadcast_cluster=null} {broadcast_cluster_var=null} {broadcast_cluster_var_check=false} {checksum=null} {command=echo \$} {command_or_script=Command} {cp_duration=null} {cp_duration_unit=Minutes} {create_console=false} {credentials=null} {credentials_var=null} {credentials_var_check=false} {custom_field1=null} {custom_field2=null} {desktop_interact=false} {ef_day_constraint=None} {ef_duration=00:00:00:00} {ef_enabled=false} {ef_nth_amount=5} {ef_offset_duration=null} {ef_offset_duration_unit=Minutes} {ef_offset_percentage=0} {ef_offset_type=Percentage} {ef_time=00:00} {ef_type=Time} {elevate_user=false} {environment=null} {exec_counter=0} {execution_restriction=None} {exit_code_output=null} {exit_code_processing=Success Exitcode Range} {exit_code_text=null} {exit_codes=0} {first_run=null} {hold_resources=false} {last_run=null} {last_run_time=null} {lf_day_constraint=None} {lf_duration=00:00:00:00}</pre>	<pre>[{ "additionalInfo": "Ids: [f900ebd674674dbdb3f5499ed20cfecb, e9845ee24f804dfffb95bdec7bd91888f]\n\nChanges:\n {command=echo \$} \n\nMulti-Update: Successfully updated all 2 items\n", "after": null, "auditType": "Update", "before": null, "childAudits": [{ "additionalInfo": null, "after": "TaskWindowsBean [{agent=094e2a6b2da747d09f4882cdc136dc49} {agent_cluster=null} {agent_cluster_var=null} {agent_cluster_var_check=false} {agent_var=null} {agent_var_check=false} {avg_run_time=null} {broadcast_cluster=null} {broadcast_cluster_var=null} {broadcast_cluster_var_check=false} {checksum=null} {command=echo \$} {command_or_script=Command} {cp_duration=null} {cp_duration_unit=Minutes} {create_console=false} {credentials=null} {credentials_var=null} {credentials_var_check=false} {custom_field1=null} {custom_field2=null} {desktop_interact=false} {ef_day_constraint=None} {ef_duration=00:00:00:00} {ef_enabled=false} {ef_nth_amount=5} {ef_offset_duration=null} {ef_offset_duration_unit=Minutes} {ef_offset_percentage=0}</pre>

```

{lf_enabled=false} {lf_nth_amount=5} {lf_offset_duration=null}
{lf_offset_duration_unit=Minutes} {lf_offset_percentage=0}
{lf_offset_type=Percentage} {lf_time=00:00} {lf_type=Time}
{ls_day_constraint=None} {ls_duration=00:00:00:00} {ls_enabled=false}
{ls_nth_amount=5} {ls_time=00:00} {ls_type=Time} {max_run_time=null}
{min_run_time=null} {name=test-1} {opswise_groups=null}
{output_failure_only=false} {output_return_file=null}
{output_return_nline=100} {output_return_sline=1}
{output_return_text=null} {output_return_type=NONE} {output_type=STDOUT}
{parameters=null} {res_priority=10} {resolve_name_immediately=false}
{restriction_period=None} {retry_exit_codes=null}
{retry_indefinitely=false} {retry_interval=60} {retry_maximum=0}
{retry_suppress_failure=false} {rp_after_date=null} {rp_after_time=null}
{rp_before_date=null} {rp_before_time=null} {rp_date_list=null}
{run_as_sudo=false} {run_count=0} {run_time=0} {runtime_dir=null}
{script=null} {start_held=false} {start_held_reason=null} {summary=test1}
{sys_class_name=ops_task_windows} {sys_created_by=ops.admin}
{sys_created_on=2020-04-24 15:42:07 -0400}
{sys_id=f900ebd674674dbdb3f5499ed20cfeb} {sys_updated_by=ops.admin}
{sys_updated_on=2020-04-24 15:44:26 -0400} {time_zone_pref=-- System
Default --} {tw_delay_amount=null} {tw_delay_duration=00:00:00:00}
{tw_delay_type=None} {tw_wait_amount=null} {tw_wait_day_constraint=None}
{tw_wait_duration=00:00:00:00} {tw_wait_time=00:00} {tw_wait_type=None}
{tw_workflow_only=-- System Default --} {type=Windows}
{universal_template_id=null} {user_duration=null} {version=4}
{wait_for_output=false} ]</after>
<auditType>Update</auditType>
<before>TaskWindowsBean [
{agent=094e2a6b2da747d09f4882cdcl36dc49} {agent_cluster=null}
{agent_cluster_var=null} {agent_cluster_var_check=false} {agent_var=null}
{agent_var_check=false} {avg_run_time=null} {broadcast_cluster=null}
{broadcast_cluster_var=null} {broadcast_cluster_var_check=false}
{checksum=null} {command=echo} {command_or_script=Command}
{cp_duration=null} {cp_duration_unit=Minutes} {create_console=false}
{credentials=null} {credentials_var=null} {credentials_var_check=false}
{custom_field1=null} {custom_field2=null} {desktop_interact=false}
{ef_day_constraint=None} {ef_duration=00:00:00:00} {ef_enabled=false}
{ef_nth_amount=5} {ef_offset_duration=null}
{ef_offset_duration_unit=Minutes} {ef_offset_percentage=0}
{ef_offset_type=Percentage} {ef_time=00:00} {ef_type=Time}
{elevate_user=false} {environment=null} {exec_counter=0}
{execution_restriction=None} {exit_code_output=null}
{exit_code_processing=Success Exitcode Range} {exit_code_text=null}
{exit_codes=0} {first_run=null} {hold_resources=false} {last_run=null}
{last_run_time=null} {lf_day_constraint=None} {lf_duration=00:00:00:00}
{lf_enabled=false} {lf_nth_amount=5} {lf_offset_duration=null}
{lf_offset_duration_unit=Minutes} {lf_offset_percentage=0}
{lf_offset_type=Percentage} {lf_time=00:00} {lf_type=Time}
{ls_day_constraint=None} {ls_duration=00:00:00:00} {ls_enabled=false}
{ls_nth_amount=5} {ls_time=00:00} {ls_type=Time} {max_run_time=null}
{min_run_time=null} {name=test-1} {opswise_groups=null}
{output_failure_only=false} {output_return_file=null}
{output_return_nline=100} {output_return_sline=1}
{output_return_text=null} {output_return_type=NONE} {output_type=STDOUT}
{parameters=null} {res_priority=10} {resolve_name_immediately=false}
{restriction_period=None} {retry_exit_codes=null}
{retry_indefinitely=false} {retry_interval=60} {retry_maximum=0}
{retry_suppress_failure=false} {rp_after_date=null} {rp_after_time=null}
{rp_before_date=null} {rp_before_time=null} {rp_date_list=null}

```

```

{ef_offset_type=Percentage} {ef_time=00:00} {ef_type=Time}
{elevate_user=false} {environment=null} {exec_counter=0}
{execution_restriction=None} {exit_code_output=null}
{exit_code_processing=Success Exitcode Range} {exit_code_text=null}
{exit_codes=0} {first_run=null} {hold_resources=false} {last_run=null}
{last_run_time=null} {lf_day_constraint=None} {lf_duration=00:00:00:00}
{lf_enabled=false} {lf_nth_amount=5} {lf_offset_duration=null}
{lf_offset_duration_unit=Minutes} {lf_offset_percentage=0}
{lf_offset_type=Percentage} {lf_time=00:00} {lf_type=Time}
{ls_day_constraint=None} {ls_duration=00:00:00:00} {ls_enabled=false}
{ls_nth_amount=5} {ls_time=00:00} {ls_type=Time} {max_run_time=null}
{min_run_time=null} {name=test-1} {opswise_groups=null}
{output_failure_only=false} {output_return_file=null}
{output_return_nline=100} {output_return_sline=1}
{output_return_text=null} {output_return_type=NONE} {output_type=STDOUT}
{parameters=null} {res_priority=10} {resolve_name_immediately=false}
{restriction_period=None} {retry_exit_codes=null}
{retry_indefinitely=false} {retry_interval=60} {retry_maximum=0}
{retry_suppress_failure=false} {rp_after_date=null} {rp_after_time=null}
{rp_before_date=null} {rp_before_time=null} {rp_date_list=null}
{run_as_sudo=false} {run_count=0} {run_time=0} {runtime_dir=null}
{script=null} {start_held=false} {start_held_reason=null} {summary=test1}
{sys_class_name=ops_task_windows} {sys_created_by=ops.admin}
{sys_created_on=2020-04-24 15:42:07 -0400}
{sys_id=f900ebd674674dbdb3f5499ed20cfeb} {sys_updated_by=ops.admin}
{sys_updated_on=2020-04-24 15:44:26 -0400} {time_zone_pref=-- System
Default --} {tw_delay_amount=null} {tw_delay_duration=00:00:00:00}
{tw_delay_type=None} {tw_wait_amount=null} {tw_wait_day_constraint=None}
{tw_wait_duration=00:00:00:00} {tw_wait_time=00:00} {tw_wait_type=None}
{tw_workflow_only=-- System Default --} {type=Windows}
{universal_template_id=null} {user_duration=null} {version=4}
{wait_for_output=false} ]",
"auditType": "Update",
"before": "TaskWindowsBean [
{agent=094e2a6b2da747d09f4882cdcl36dc49} {agent_cluster=null}
{agent_cluster_var=null} {agent_cluster_var_check=false} {agent_var=null}
{agent_var_check=false} {avg_run_time=null} {broadcast_cluster=null}
{broadcast_cluster_var=null} {broadcast_cluster_var_check=false}
{checksum=null} {command=echo} {command_or_script=Command}
{cp_duration=null} {cp_duration_unit=Minutes} {create_console=false}
{credentials=null} {credentials_var=null} {credentials_var_check=false}
{custom_field1=null} {custom_field2=null} {desktop_interact=false}
{ef_day_constraint=None} {ef_duration=00:00:00:00} {ef_enabled=false}
{ef_nth_amount=5} {ef_offset_duration=null}
{ef_offset_duration_unit=Minutes} {ef_offset_percentage=0}
{ef_offset_type=Percentage} {ef_time=00:00} {ef_type=Time}
{elevate_user=false} {environment=null} {exec_counter=0}
{execution_restriction=None} {exit_code_output=null}
{exit_code_processing=Success Exitcode Range} {exit_code_text=null}
{exit_codes=0} {first_run=null} {hold_resources=false} {last_run=null}
{last_run_time=null} {lf_day_constraint=None} {lf_duration=00:00:00:00}
{lf_enabled=false} {lf_nth_amount=5} {lf_offset_duration=null}
{lf_offset_duration_unit=Minutes} {lf_offset_percentage=0}
{lf_offset_type=Percentage} {lf_time=00:00} {lf_type=Time}
{ls_day_constraint=None} {ls_duration=00:00:00:00} {ls_enabled=false}
{ls_nth_amount=5} {ls_time=00:00} {ls_type=Time} {max_run_time=null}
{min_run_time=null} {name=test-1} {opswise_groups=null}
{output_failure_only=false} {output_return_file=null}
{output_return_nline=100} {output_return_sline=1}

```



```

{run_as_sudo=false} {run_count=0} {run_time=0} {runtime_dir=null}
{script=null} {start_held=false} {start_held_reason=null} {summary=test1}
{sys_class_name=ops_task_windows} {sys_created_by=ops.admin}
{sys_created_on=2020-04-24 15:42:07 -0400}
{sys_id=f900ebd674674dbdb3f5499ed20cfecb} {sys_updated_by=ops.admin}
{sys_updated_on=2020-04-24 15:42:31 -0400} {time_zone_pref=-- System
Default --} {tw_delay_amount=null} {tw_delay_duration=00:00:00:00}
{tw_delay_type=None} {tw_wait_amount=null} {tw_wait_day_constraint=None}
{tw_wait_duration=00:00:00:00} {tw_wait_time=00:00} {tw_wait_type=None}
{tw_workflow_only=-- System Default --} {type=Windows}
{universal_template_id=null} {user_duration=null} {version=3}
{wait_for_output=false} ]</before>
<created>2020-04-24 15:44:26 -0400</created>
<createdBy>ops.admin</createdBy>
<description>Update: TaskWindowsBean test-1, sys_id:
f900ebd674674dbdb3f5499ed20cfecb</description>
<difference>[Changed command: echo -> echo $] [Changed
version: 3 -> 4] </difference>
<nodeId>SBUS30:8080-opswise1</nodeId>
<nodeMode>Active</nodeMode>
<parentAudit>1587757138913023804F2ZFW5HUJ3UQ4</parentAudit>
<source>User Interface</source>
<status>Success</status>
<sysId>1587757138913024804605455IHPYBF9</sysId>
<tableKey>f900ebd674674dbdb3f5499ed20cfecb</tableKey>
<tableName>ops_task_windows</tableName>
<tableRecordName>test-1</tableRecordName>
<updated>2020-04-24 15:44:26 -0400</updated>
<updatedBy>ops.admin</updatedBy>
<uuid>1587757138913024804605455IHPYBF9</uuid>
</childAudit>
<childAudit>
<childAudits/>
<after>TaskWindowsBean [
{agent=094e2a6b2da747d09f4882cdc136dc49} {agent_cluster=null}
{agent_cluster_var=null} {agent_cluster_var_check=false} {agent_var=null}
{agent_var_check=false} {avg_run_time=null} {broadcast_cluster=null}
{broadcast_cluster_var=null} {broadcast_cluster_var_check=false}
{checksum=null} {command=echo $} {command_or_script=Command}
{cp_duration=null} {cp_duration_unit=Minutes} {create_console=false}
{credentials=null} {credentials_var=null} {credentials_var_check=false}
{custom_field1=null} {custom_field2=null} {desktop_interact=false}
{ef_day_constraint=None} {ef_duration=00:00:00:00} {ef_enabled=false}
{ef_nth_amount=5} {ef_offset_duration=null}
{ef_offset_duration_unit=Minutes} {ef_offset_percentage=0}
{ef_offset_type=Percentage} {ef_time=00:00} {ef_type=Time}
{elevate_user=false} {environment=null} {exec_counter=0}
{execution_restriction=None} {exit_code_output=null}
{exit_code_processing=Success Exitcode Range} {exit_code_text=null}
{exit_codes=0} {first_run=null} {hold_resources=false} {last_run=null}
{last_run_time=null} {lf_day_constraint=None} {lf_duration=00:00:00:00}
{lf_enabled=false} {lf_nth_amount=5} {lf_offset_duration=null}
{lf_offset_duration_unit=Minutes} {lf_offset_percentage=0}
{lf_offset_type=Percentage} {lf_time=00:00} {lf_type=Time}
{ls_day_constraint=None} {ls_duration=00:00:00:00} {ls_enabled=false}
{ls_nth_amount=5} {ls_time=00:00} {ls_type=Time} {max_run_time=null}
{min_run_time=null} {name=test-2} {opswise_groups=null}
{output_failure_only=false} {output_return_file=null}

```

```

{output_return_text=null} {output_return_type=NONE} {output_type=STDOUT}
{parameters=null} {res_priority=10} {resolve_name_immediately=false}
{restriction_period=None} {retry_exit_codes=null}
{retry_indefinitely=false} {retry_interval=60} {retry_maximum=0}
{retry_suppress_failure=false} {rp_after_date=null} {rp_after_time=null}
{rp_before_date=null} {rp_before_time=null} {rp_date_list=null}
{run_as_sudo=false} {run_count=0} {run_time=0} {runtime_dir=null}
{script=null} {start_held=false} {start_held_reason=null} {summary=test1}
{sys_class_name=ops_task_windows} {sys_created_by=ops.admin}
{sys_created_on=2020-04-24 15:42:07 -0400}
{sys_id=f900ebd674674dbdb3f5499ed20cfecb} {sys_updated_by=ops.admin}
{sys_updated_on=2020-04-24 15:42:31 -0400} {time_zone_pref=-- System
Default --} {tw_delay_amount=null} {tw_delay_duration=00:00:00:00}
{tw_delay_type=None} {tw_wait_amount=null} {tw_wait_day_constraint=None}
{tw_wait_duration=00:00:00:00} {tw_wait_time=00:00} {tw_wait_type=None}
{tw_workflow_only=-- System Default --} {type=Windows}
{universal_template_id=null} {user_duration=null} {version=3}
{wait_for_output=false} ],
"childAudits": [],
"created": "2020-04-24 15:44:26 -0400",
"createdBy": "ops.admin",
"description": "Update: TaskWindowsBean test-1, sys_id:
f900ebd674674dbdb3f5499ed20cfecb",
"difference": "[Changed command: echo -> echo $] [Changed version:
3 -> 4] ",
"nodeId": "SBUS30:8080-opswise1",
"nodeMode": "Active",
"parentAudit": "1587757138913023804F2ZFW5HUJ3UQ4",
"routedFrom": null,
"source": "User Interface",
"status": "Success",
"sysId": "1587757138913024804605455IHPYBF9",
"tableKey": "f900ebd674674dbdb3f5499ed20cfecb",
"tableName": "ops_task_windows",
"tableRecordName": "test-1",
"universalTemplate": null,
"updated": "2020-04-24 15:44:26 -0400",
"updatedBy": "ops.admin",
"uuid": "1587757138913024804605455IHPYBF9"
},
{
"additionalInfo": null,
"after": "TaskWindowsBean [
{agent=094e2a6b2da747d09f4882cdc136dc49} {agent_cluster=null}
{agent_cluster_var=null} {agent_cluster_var_check=false} {agent_var=null}
{agent_var_check=false} {avg_run_time=null} {broadcast_cluster=null}
{broadcast_cluster_var=null} {broadcast_cluster_var_check=false}
{checksum=null} {command=echo $} {command_or_script=Command}
{cp_duration=null} {cp_duration_unit=Minutes} {create_console=false}
{credentials=null} {credentials_var=null} {credentials_var_check=false}
{custom_field1=null} {custom_field2=null} {desktop_interact=false}
{ef_day_constraint=None} {ef_duration=00:00:00:00} {ef_enabled=false}
{ef_nth_amount=5} {ef_offset_duration=null}
{ef_offset_duration_unit=Minutes} {ef_offset_percentage=0}
{ef_offset_type=Percentage} {ef_time=00:00} {ef_type=Time}
{elevate_user=false} {environment=null} {exec_counter=0}
{execution_restriction=None} {exit_code_output=null}
{exit_code_processing=Success Exitcode Range} {exit_code_text=null}

```

```

{output_return_nline=100} {output_return_sline=1}
{output_return_text=null} {output_return_type=NONE} {output_type=STDOUT}
{parameters=null} {res_priority=10} {resolve_name_immediately=false}
{restriction_period=None} {retry_exit_codes=null}
{retry_indefinitely=false} {retry_interval=60} {retry_maximum=0}
{retry_suppress_failure=false} {rp_after_date=null} {rp_after_time=null}
{rp_before_date=null} {rp_before_time=null} {rp_date_list=null}
{run_as_sudo=false} {run_count=0} {run_time=0} {runtime_dir=null}
{script=null} {start_held=false} {start_held_reason=null} {summary=null}
{sys_class_name=ops_task_windows} {sys_created_by=ops.admin}
{sys_created_on=2020-04-24 15:43:37 -0400}
{sys_id=e9845ee24f804dff95bdec7bd91888f} {sys_updated_by=ops.admin}
{sys_updated_on=2020-04-24 15:44:26 -0400} {time_zone_pref=-- System
Default --} {tw_delay_amount=null} {tw_delay_duration=00:00:00:00}
{tw_delay_type=None} {tw_wait_amount=null} {tw_wait_day_constraint=None}
{tw_wait_duration=00:00:00:00} {tw_wait_time=00:00} {tw_wait_type=None}
{tw_workflow_only=-- System Default --} {type=Windows}
{universal_template_id=null} {user_duration=null} {version=2}
{wait_for_output=false} ]</after>
    <auditType>Update</auditType>
    <before>TaskWindowsBean [
{agent=094e2a6b2da747d09f4882cdc136dc49} {agent_cluster=null}
{agent_cluster_var=null} {agent_cluster_var_check=false} {agent_var=null}
{agent_var_check=false} {avg_run_time=null} {broadcast_cluster=null}
{broadcast_cluster_var=null} {broadcast_cluster_var_check=false}
{checksum=null} {command=echo} {command_or_script=Command}
{cp_duration=null} {cp_duration_unit=Minutes} {create_console=false}
{credentials=null} {credentials_var=null} {credentials_var_check=false}
{custom_field1=null} {custom_field2=null} {desktop_interact=false}
{ef_day_constraint=None} {ef_duration=00:00:00:00} {ef_enabled=false}
{ef_nth_amount=5} {ef_offset_duration=null}
{ef_offset_duration_unit=Minutes} {ef_offset_percentage=0}
{ef_offset_type=Percentage} {ef_time=00:00} {ef_type=Time}
{elevate_user=false} {environment=null} {exec_counter=0}
{execution_restriction=None} {exit_code_output=null}
{exit_code_processing=Success Exitcode Range} {exit_code_text=null}
{exit_codes=0} {first_run=null} {hold_resources=false} {last_run=null}
{last_run_time=null} {lf_day_constraint=None} {lf_duration=00:00:00:00}
{lf_enabled=false} {lf_nth_amount=5} {lf_offset_duration=null}
{lf_offset_duration_unit=Minutes} {lf_offset_percentage=0}
{lf_offset_type=Percentage} {lf_time=00:00} {lf_type=Time}
{ls_day_constraint=None} {ls_duration=00:00:00:00} {ls_enabled=false}
{ls_nth_amount=5} {ls_time=00:00} {ls_type=Time} {max_run_time=null}
{min_run_time=null} {name=test-2} {opswise_groups=null}
{output_failure_only=false} {output_return_file=null}
{output_return_nline=100} {output_return_sline=1}
{output_return_text=null} {output_return_type=NONE} {output_type=STDOUT}
{parameters=null} {res_priority=10} {resolve_name_immediately=false}
{restriction_period=None} {retry_exit_codes=null}
{retry_indefinitely=false} {retry_interval=60} {retry_maximum=0}
{retry_suppress_failure=false} {rp_after_date=null} {rp_after_time=null}
{rp_before_date=null} {rp_before_time=null} {rp_date_list=null}
{run_as_sudo=false} {run_count=0} {run_time=0} {runtime_dir=null}
{script=null} {start_held=false} {start_held_reason=null} {summary=null}
{sys_class_name=ops_task_windows} {sys_created_by=ops.admin}
{sys_created_on=2020-04-24 15:43:37 -0400}
{sys_id=e9845ee24f804dff95bdec7bd91888f} {sys_updated_by=ops.admin}
{sys_updated_on=2020-04-24 15:43:37 -0400} {time_zone_pref=-- System
Default --} {tw_delay_amount=null} {tw_delay_duration=00:00:00:00}

```

```

{exit_codes=0} {first_run=null} {hold_resources=false} {last_run=null}
{last_run_time=null} {lf_day_constraint=None} {lf_duration=00:00:00:00}
{lf_enabled=false} {lf_nth_amount=5} {lf_offset_duration=null}
{lf_offset_duration_unit=Minutes} {lf_offset_percentage=0}
{lf_offset_type=Percentage} {lf_time=00:00} {lf_type=Time}
{ls_day_constraint=None} {ls_duration=00:00:00:00} {ls_enabled=false}
{ls_nth_amount=5} {ls_time=00:00} {ls_type=Time} {max_run_time=null}
{min_run_time=null} {name=test-2} {opswise_groups=null}
{output_failure_only=false} {output_return_file=null}
{output_return_nline=100} {output_return_sline=1}
{output_return_text=null} {output_return_type=NONE} {output_type=STDOUT}
{parameters=null} {res_priority=10} {resolve_name_immediately=false}
{restriction_period=None} {retry_exit_codes=null}
{retry_indefinitely=false} {retry_interval=60} {retry_maximum=0}
{retry_suppress_failure=false} {rp_after_date=null} {rp_after_time=null}
{rp_before_date=null} {rp_before_time=null} {rp_date_list=null}
{run_as_sudo=false} {run_count=0} {run_time=0} {runtime_dir=null}
{script=null} {start_held=false} {start_held_reason=null} {summary=null}
{sys_class_name=ops_task_windows} {sys_created_by=ops.admin}
{sys_created_on=2020-04-24 15:43:37 -0400}
{sys_id=e9845ee24f804dff95bdec7bd91888f} {sys_updated_by=ops.admin}
{sys_updated_on=2020-04-24 15:44:26 -0400} {time_zone_pref=-- System
Default --} {tw_delay_amount=null} {tw_delay_duration=00:00:00:00}
{tw_delay_type=None} {tw_wait_amount=null} {tw_wait_day_constraint=None}
{tw_wait_duration=00:00:00:00} {tw_wait_time=00:00} {tw_wait_type=None}
{tw_workflow_only=-- System Default --} {type=Windows}
{universal_template_id=null} {user_duration=null} {version=2}
{wait_for_output=false} ]",
    "auditType": "Update",
    "before": "TaskWindowsBean [
{agent=094e2a6b2da747d09f4882cdc136dc49} {agent_cluster=null}
{agent_cluster_var=null} {agent_cluster_var_check=false} {agent_var=null}
{agent_var_check=false} {avg_run_time=null} {broadcast_cluster=null}
{broadcast_cluster_var=null} {broadcast_cluster_var_check=false}
{checksum=null} {command=echo} {command_or_script=Command}
{cp_duration=null} {cp_duration_unit=Minutes} {create_console=false}
{credentials=null} {credentials_var=null} {credentials_var_check=false}
{custom_field1=null} {custom_field2=null} {desktop_interact=false}
{ef_day_constraint=None} {ef_duration=00:00:00:00} {ef_enabled=false}
{ef_nth_amount=5} {ef_offset_duration=null}
{ef_offset_duration_unit=Minutes} {ef_offset_percentage=0}
{ef_offset_type=Percentage} {ef_time=00:00} {ef_type=Time}
{elevate_user=false} {environment=null} {exec_counter=0}
{execution_restriction=None} {exit_code_output=null}
{exit_code_processing=Success Exitcode Range} {exit_code_text=null}
{exit_codes=0} {first_run=null} {hold_resources=false} {last_run=null}
{last_run_time=null} {lf_day_constraint=None} {lf_duration=00:00:00:00}
{lf_enabled=false} {lf_nth_amount=5} {lf_offset_duration=null}
{lf_offset_duration_unit=Minutes} {lf_offset_percentage=0}
{lf_offset_type=Percentage} {lf_time=00:00} {lf_type=Time}
{ls_day_constraint=None} {ls_duration=00:00:00:00} {ls_enabled=false}
{ls_nth_amount=5} {ls_time=00:00} {ls_type=Time} {max_run_time=null}
{min_run_time=null} {name=test-2} {opswise_groups=null}
{output_failure_only=false} {output_return_file=null}
{output_return_nline=100} {output_return_sline=1}
{output_return_text=null} {output_return_type=NONE} {output_type=STDOUT}
{parameters=null} {res_priority=10} {resolve_name_immediately=false}
{restriction_period=None} {retry_exit_codes=null}
{retry_indefinitely=false} {retry_interval=60} {retry_maximum=0}

```

```

{tw_delay_type=None} {tw_wait_amount=null} {tw_wait_day_constraint=None}
{tw_wait_duration=00:00:00:00} {tw_wait_time=00:00} {tw_wait_type=None}
{tw_workflow_only=-- System Default --} {type=Windows}
{universal_template_id=null} {user_duration=null} {version=1}
{wait_for_output=false} ]</before>
    <created>2020-04-24 15:44:26 -0400</created>
    <createdBy>ops.admin</createdBy>
    <description>Update: TaskWindowsBean test-2, sys_id:
e9845ee24f804dff95bdec7bd91888f</description>
    <difference>[Changed command: echo -> echo $] [Changed
version: 1 -> 2] </difference>
    <nodeId>SBUS30:8080-opswise1</nodeId>
    <nodeMode>Active</nodeMode>
    <parentAudit>1587757138913023804F2ZFW5HUJ3UQ4</parentAudit>
    <source>User Interface</source>
    <status>Success</status>
    <sysId>1587757138913025804IFKIQTGM93GHB</sysId>
    <tableKey>e9845ee24f804dff95bdec7bd91888f</tableKey>
    <tableName>ops_task_windows</tableName>
    <tableRecordName>test-2</tableRecordName>
    <updated>2020-04-24 15:44:26 -0400</updated>
    <updatedBy>ops.admin</updatedBy>
    <uuid>1587757138913025804IFKIQTGM93GHB</uuid>
  </childAudit>
</childAudits>
  <additionalInfo>Ids: [f900ebd674674dbdb3f5499ed20cfecb,
e9845ee24f804dff95bdec7bd91888f]
Changes:
  {command=echo $}
Multi-Update: Successfully updated all 2 items
</additionalInfo>
  <auditType>Update</auditType>
  <created>2020-04-24 15:44:26 -0400</created>
  <createdBy>ops.admin</createdBy>
  <description>Multiple-Update by Selection of TaskWindowsBean</descri
ption>
  <nodeId>SBUS30:8080-opswise1</nodeId>
  <nodeMode>Active</nodeMode>
  <source>User Interface</source>
  <status>Success</status>
  <sysId>1587757138913023804F2ZFW5HUJ3UQ4</sysId>
  <tableName>ops_task_windows</tableName>
  <updated>2020-04-24 15:44:26 -0400</updated>
  <updatedBy>ops.admin</updatedBy>
  <uuid>1587757138913023804F2ZFW5HUJ3UQ4</uuid>
</audit>

```

```

{retry_suppress_failure=false} {rp_after_date=null} {rp_after_time=null}
{rp_before_date=null} {rp_before_time=null} {rp_date_list=null}
{run_as_sudo=false} {run_count=0} {run_time=0} {runtime_dir=null}
{script=null} {start_held=false} {start_held_reason=null} {summary=null}
{sys_class_name=ops_task_windows} {sys_created_by=ops.admin}
{sys_created_on=2020-04-24 15:43:37 -0400}
{sys_id=e9845ee24f804dff95bdec7bd91888f} {sys_updated_by=ops.admin}
{sys_updated_on=2020-04-24 15:43:37 -0400} {time_zone_pref=-- System
Default --} {tw_delay_amount=null} {tw_delay_duration=00:00:00:00}
{tw_delay_type=None} {tw_wait_amount=null} {tw_wait_day_constraint=None}
{tw_wait_duration=00:00:00:00} {tw_wait_time=00:00} {tw_wait_type=None}
{tw_workflow_only=-- System Default --} {type=Windows}
{universal_template_id=null} {user_duration=null} {version=1}
{wait_for_output=false} ],
  "childAudits": [],
  "created": "2020-04-24 15:44:26 -0400",
  "createdBy": "ops.admin",
  "description": "Update: TaskWindowsBean test-2, sys_id:
e9845ee24f804dff95bdec7bd91888f",
  "difference": "[Changed command: echo -> echo $] [Changed version:
1 -> 2] ",
  "nodeId": "SBUS30:8080-opswise1",
  "nodeMode": "Active",
  "parentAudit": "1587757138913023804F2ZFW5HUJ3UQ4",
  "routedFrom": null,
  "source": "User Interface",
  "status": "Success",
  "sysId": "1587757138913025804IFKIQTGM93GHB",
  "tableKey": "e9845ee24f804dff95bdec7bd91888f",
  "tableName": "ops_task_windows",
  "tableRecordName": "test-2",
  "universalTemplate": null,
  "updated": "2020-04-24 15:44:26 -0400",
  "updatedBy": "ops.admin",
  "uuid": "1587757138913025804IFKIQTGM93GHB"
}
],
"created": "2020-04-24 15:44:26 -0400",
"createdBy": "ops.admin",
"description": "Multiple-Update by Selection of TaskWindowsBean",
"difference": null,
"nodeId": "SBUS30:8080-opswise1",
"nodeMode": "Active",
"parentAudit": null,
"routedFrom": null,
"source": "User Interface",
"status": "Success",
"sysId": "1587757138913023804F2ZFW5HUJ3UQ4",
"tableKey": null,
"tableName": "ops_task_windows",
"tableRecordName": null,
"universalTemplate": null,
"updated": "2020-04-24 15:44:26 -0400",
"updatedBy": "ops.admin",
"uuid": "1587757138913023804F2ZFW5HUJ3UQ4"
}
]

```


Bundles and Promotion Web Services

- [Overview](#)
- [Bundles](#)
- [Bundle Report](#)
- [Create a Bundle](#)
- [Create a Bundle By Business Services](#)
- [Create a Bundle By Date](#)
- [Delete a Bundle](#)
- [List Bundles](#)
- [Modify a Bundle](#)
- [Read a Bundle](#)
- [Promotion](#)
- [Bundleless Promotion](#)
- [Cancel a Scheduled Bundle Promotion](#)
- [Delete a Scheduled Bundle Promotion](#)
- [Promote a Bundle or Schedule a Bundle Promotion](#)
- [Create a Promotion Target](#)
- [Modify a Promotion Target](#)
- [List Promotion Targets](#)
- [Delete a Promotion Target](#)
- [Delete Promotion Target: URI Parameters](#)
- [Read a Promotion Target](#)
- [Refresh Target Agents](#)

Overview

Universal Controller supports the following RESTful-based web services for Bundles and Promotion operations, which are listed alphabetically on this page under two categories:

Bundles

- [Bundle Report](#)
- [Create a Bundle](#)
- [Delete a Bundle](#)
- [List Bundles](#)
- [Modify a Bundle](#)
- [Read a Bundle](#)

Promotion

- [Bundleless Promotion](#)
- [Cancel a Scheduled Bundle Promotion](#)
- [Delete a Scheduled Bundle Promotion](#)
- [Promote a Bundle or Schedule a Bundle Promotion](#)
- [Create a Promotion Target](#)
- [Modify a Promotion Target](#)
- [List Promotion Targets](#)
- [Delete a Promotion Target](#)
- [Read a Promotion Target](#)
- [Refresh Target Agents](#)

Formatting specifications for each web service, including details about parameter requirements, are provided.

Bundles

Bundle Report

	Description
URI	http://host_name/uc/resources/bundle/report
HTTP Method	GET
Description	Retrieve Bundle Report details using specific query parameters.
Example URI	<ul style="list-style-type: none"> http://localhost:8080/uc/resources/bundle/report?bundlename=test-bundle http://localhost:8080/uc/resources/bundle/report?bundleid=12345
URI Parameters	See Bundle Report: URI Parameters , below.
Consumes Content-Type	n/a
Produces Content-Type	application/xml, application/json
Example Response	See Bundle Report: Example Response , below.
Properties	See Bundle Properties .

Bundle Report: URI Parameters

Parameter	UI Field Name	Description	Specifications	Required	Mutually Exclusive With
bundleid	UUID	ID used within the Controller to identify this Bundle.	String value of the bundle sysId.	Y (unless bundlename is specified)	bundlename
bundlename	Bundle Name	Name used within the Controller to identify this Bundle.	String value of the bundle name.	Y (unless bundleid is specified)	bundleid

Bundle Report: Example Response

XML Response	JSON Response
<pre><?xml version="1.0" encoding="UTF-8" standalone="yes"?> <bundle retainSysIds="true"></pre>	<pre>{ "retainSysIds": true,</pre>

```

<name>bundle-test</name>
<sysId>0d7f03026a96451fbc3d7a8eecd641d5</sysId>
<description>bundle test</description>
<defaultPromotionTarget>local</defaultPromotionTarget>
<followReferences>true</followReferences>
<excludeOnExistence>Triggers, Tasks, Calendars, Custom Days,
Variables, Credentials, Agent Clusters, Virtual Resources, Scripts, Email
Templates, Email Connections, Database Connections, SAP Connections,
PeopleSoft Connections, SNMP Managers</excludeOnExistence>
<opswiseGroups>
  <opswiseGroup>bus-1</opswiseGroup>
  <opswiseGroup>bus-2</opswiseGroup>
</opswiseGroups>
<promoteBundleDefinition>true</promoteBundleDefinition>
<promoteByBusinessServices>
  <businessService>bus-1</businessService>
  <businessService>bus-2</businessService>
</promoteByBusinessServices>
<visibleTo>ops.admin</visibleTo>
<bundleTasks>
  <bundleTask>
    <name>win-1</name>
    <sysId>0d7f03026a96451fbc3d7a8eecd641d5</sysId>
  </bundleTask>
  <bundleTask>
    <name>abc</name>
    <sysId>0d7f03026a96451fbc3d7a8eecd641d5</sysId>
  </bundleTask>
</bundleTasks>
<bundleApplications>
  <bundleApplication>
    <name>App-test-1</name>
    <sysId>0d7f03026a96451fbc3d7a8eecd641d5</sysId>
  </bundleApplication>
</bundleApplications>
<bundleTriggers>
  <bundleTrigger>
    <name>manual-trigger-1</name>
    <sysId>0d7f03026a96451fbc3d7a8eecd641d5</sysId>
  </bundleTrigger>
  <bundleTrigger>
    <name>time-trigger-1</name>
    <sysId>0d7f03026a96451fbc3d7a8eecd641d5</sysId>
  </bundleTrigger>
</bundleTriggers>
<bundleCalendars>
  <bundleCalendar>
    <name>cal-test-1</name>
    <sysId>0d7f03026a96451fbc3d7a8eecd641d5</sysId>
  </bundleCalendar>
</bundleCalendars>
<bundleCustomDays>
  <bundleCustomDay>
    <name>custome-test-1</name>
    <sysId>0d7f03026a96451fbc3d7a8eecd641d5</sysId>
  </bundleCustomDay>
</bundleCustomDays>

```

```

"name": "bundle-1",
"sysId": "b52335345df646e5b597dc26df599344",
"description": "bundle test 1",
"opswiseGroups": [
  "bus-1",
  "bus-2"
],
"defaultPromotionTarget": "local",
"excludeOnExistence": "Triggers, Tasks, Calendars, Custom Days,
Variables, Credentials, Agent Clusters, Virtual Resources, Scripts,
Email Templates, Email Connections, Database Connections, SAP
Connections, PeopleSoft Connections, SNMP Managers, Applications",
"followReferences": true,
"promoteBundleDefinition": true,
"promoteByBusinessServices": [
  "bus-1",
  "bus-2"
],
"visibleTo": "ops.admin",
"bundleAgentClusters": [
  {
    "name": "Opswise - Default Linux/Unix Cluster",
    "sysId": "0d7f03026a96451fbc3d7a8eecd641d5"
  },
  {
    "name": "Opswise - Default Windows Cluster",
    "sysId": "d3f8282f702544d69500928afb00f0"
  }
],
"bundleApplications": [
  {
    "name": "app-1",
    "sysId": "e12830a711c849388819230203e601d3"
  }
],
"bundleBusinessServices": [
  {
    "name": "bus-1",
    "sysId": "b939eedb63544517accd905cfdd13b22"
  }
],
"bundleCalendars": [
  {
    "name": "cal-1",
    "sysId": "655b9c498e574ace886b114f79d5933a"
  }
],
"bundleCredentials": [
  {
    "name": "cred-1",
    "sysId": "d04886ac74be43a0aa3faa8042f82cca"
  }
],
"bundleCustomDays": [
  {
    "name": "cust-1",
    "sysId": "1b0e9acedb98439a8319ac3cd51c21ba"
  }
],
"bundleDatabaseConnections": [
  {
    "name": "db-con-1",

```

```

<bundleVariables>
  <bundleVariable>
    <name>var1</name>
    <sysId>0d7f03026a96451fbc3d7a8eecd641d5</sysId>
  </bundleVariable>
</bundleVariables>
<bundleBusinessServices>
  <bundleBusinessService>
    <name>bus-1</name>
    <sysId>0d7f03026a96451fbc3d7a8eecd641d5</sysId>
  </bundleBusinessService>
</bundleBusinessServices>
<bundleCredentials>
  <bundleCredential>
    <name>sap-cred</name>
    <sysId>0d7f03026a96451fbc3d7a8eecd641d5</sysId>
  </bundleCredential>
</bundleCredentials>
<bundleAgentClusters>
  <bundleAgentCluster>
    <name>Opwise - Default Windows Cluster</name>
    <sysId>0d7f03026a96451fbc3d7a8eecd641d5</sysId>
  </bundleAgentCluster>
</bundleAgentClusters>
<bundleVirtualResources>
  <bundleVirtualResource>
    <name>VR-1</name>
    <sysId>0d7f03026a96451fbc3d7a8eecd641d5</sysId>
  </bundleVirtualResource>
</bundleVirtualResources>
<bundleScripts>
  <bundleScript>
    <name>script-1</name>
    <sysId>0d7f03026a96451fbc3d7a8eecd641d5</sysId>
  </bundleScript>
</bundleScripts>
<bundleEmailTemplates>
  <bundleEmailTemplate>
    <name>email-temp-1</name>
    <sysId>0d7f03026a96451fbc3d7a8eecd641d5</sysId>
  </bundleEmailTemplate>
</bundleEmailTemplates>
<bundleEmailConnections>
  <bundleEmailConnection>
    <name>Email-con-1</name>
    <sysId>0d7f03026a96451fbc3d7a8eecd641d5</sysId>
  </bundleEmailConnection>
</bundleEmailConnections>
<bundleDatabaseConnections>
  <bundleDatabaseConnection>
    <name>DB-conn-1</name>
    <sysId>0d7f03026a96451fbc3d7a8eecd641d5</sysId>
  </bundleDatabaseConnection>
</bundleDatabaseConnections>
<bundleSapConnections>
  <bundleSapConnection>
    <name>SAP-conn-1</name>

```

```

    "sysId": "fc8223ece09f407bb9b5bb865574cb49"
  },
  "bundleEmailConnections": [
    {
      "name": "email-conn",
      "sysId": "bd54eae4221a4f909454f7fa04c75efb"
    }
  ],
  "bundleEmailTemplates": [
    {
      "name": "email-temp-1",
      "sysId": "5dce586a419448ee83fa121589d60a75"
    }
  ],
  "bundlePeoplesoftConnections": [
    {
      "name": "ps-con-1",
      "sysId": "aac40dfd5c3242ae9bcaaf169a5468b9"
    }
  ],
  "bundleSapConnections": [
    {
      "name": "sap-1",
      "sysId": "a4b0544fb668404ba10b2826b2e6db81"
    }
  ],
  "bundleScripts": [
    {
      "name": "script-1",
      "sysId": "01e90371bed4473d87dad00148512f35"
    }
  ],
  "bundleSnmpManagers": [
    {
      "name": "snmp-1",
      "sysId": "4bfa01f747ca4ad5b4ee9e073d643604"
    }
  ],
  "bundleTasks": [
    {
      "name": "win-1",
      "sysId": "3b50f8c015d6494288328cfdb35d9ea7"
    }
  ],
  "bundleTriggers": [
    {
      "name": "cron-trig-1",
      "sysId": "d2869f93a68547beb8e5b156d4fac99e"
    }
  ],
  "bundleUniversalTemplates": [
    {
      "name": "uni-1",
      "sysId": "0ff4abb1d80c4f95b517dc073c9abd0c"
    }
  ],
  "bundleVariables": [
    {
      "name": "var1",
      "sysId": "9988d78bf82e44dbae66cf0e8ec4b820"
    }
  ]

```



```

        <sysId>0d7f03026a96451fbc3d7a8eecd641d5</sysId>
    </bundleSapConnection>
</bundleSapConnections>
<bundlePeoplesoftConnections>
    <bundlePeoplesoftConnection>
        <name>People-test-1</name>
        <sysId>0d7f03026a96451fbc3d7a8eecd641d5</sysId>
    </bundlePeoplesoftConnection>
</bundlePeoplesoftConnections>
<bundleSnmpManagers>
    <bundleSnmpManager>
        <name>snmp-test-1</name>
        <sysId>0d7f03026a96451fbc3d7a8eecd641d5</sysId>
    </bundleSnmpManager>
</bundleSnmpManagers>
<bundleUniversalTemplates>
    <bundleUniversalTemplate>
        <name>univ-test-1</name>
        <sysId>0d7f03026a96451fbc3d7a8eecd641d5</sysId>
    </bundleUniversalTemplate>
</bundleUniversalTemplates>
</bundle>

```

```

    ],
    "bundleVirtualResources": [
        {
            "name": "VR-1",
            "sysId": "deef3e516ce485fac5fc2283022d904"
        }
    ]
}

```

Create a Bundle

	Description
URI	http://host_name/uc/resources/bundle
HTTP Method	POST
Description	Creates a Bundle .
Example URI	http://localhost:8080/uc/resources/bundle
Authentication	HTTP Basic
Consumes Content-Type	application/xml, application/json
Produces Content-Type	n/a
Example Request	See Create a Bundle: Example Request , below.
Properties	See Bundle Properties .
Example Response	<ul style="list-style-type: none"> Status 200 /OK Successfully created the Bundle with sysId 0b6e87e4aa4a410eb1b5875d8fe40985.

Create a Bundle: Example Request

XML Request	JSON Request
<pre><?xml version="1.0" encoding="UTF-8" standalone="yes"?> <bundle retainSysIds="true"> <name>bundle-test</name> <sysId>0d7f03026a96451fbc3d7a8eecd641d5</sysId> <description>bundle test</description> <defaultPromotionTarget>local</defaultPromotionTarget> <followReferences>true</followReferences> <excludeOnExistence>Triggers, Tasks, Calendars, Custom Days, Variables, Credentials, Agent Clusters, Virtual Resources, Scripts, Email Templates, Email Connections, Database Connections, SAP Connections, PeopleSoft Connections, SNMP Managers</excludeOnExistence> <opswiseGroups> <opswiseGroup>bus-1</opswiseGroup> <opswiseGroup>bus-2</opswiseGroup> </opswiseGroups> <promoteBundleDefinition>true</promoteBundleDefinition> <promoteByBusinessServices> <businessService>bus-1</businessService> <businessService>bus-2</businessService> </promoteByBusinessServices> <visibleTo>ops.admin</visibleTo> <bundleTasks> <bundleTask> <name>win-1</name> <sysId>0d7f03026a96451fbc3d7a8eecd641d5</sysId> </bundleTask> <bundleTask> <name>abc</name> <sysId>0d7f03026a96451fbc3d7a8eecd641d5</sysId> </bundleTask> </bundleTasks> <bundleApplications> <bundleApplication> <name>App-test-1</name> <sysId>0d7f03026a96451fbc3d7a8eecd641d5</sysId> </bundleApplication> </bundleApplications> <bundleTriggers> <bundleTrigger> <name>manual-trigger-1</name> <sysId>0d7f03026a96451fbc3d7a8eecd641d5</sysId> </bundleTrigger> <bundleTrigger> <name>time-trigger-1</name> <sysId>0d7f03026a96451fbc3d7a8eecd641d5</sysId> </bundleTrigger> </bundleTriggers> <bundleCalendars> <bundleCalendar> <name>cal-test-1</name> <sysId>0d7f03026a96451fbc3d7a8eecd641d5</sysId> </bundleCalendar> </bundleCalendars> </bundle> </pre>	<pre>{ "retainSysIds": true, "name": "bundle-1", "sysId": "b52335345df646e5b597dc26df599344", "description": "bundle test 1", "opswiseGroups": ["bus-1", "bus-2"], "defaultPromotionTarget": "local", "excludeOnExistence": "Triggers, Tasks, Calendars, Custom Days, Variables, Credentials, Agent Clusters, Virtual Resources, Scripts, Email Templates, Email Connections, Database Connections, SAP Connections, PeopleSoft Connections, SNMP Managers, Applications", "followReferences": true, "promoteBundleDefinition": true, "promoteByBusinessServices": ["bus-1", "bus-2"], "visibleTo": "ops.admin", "bundleAgentClusters": [{ "name": "Opswise - Default Linux/Unix Cluster", "sysId": "0d7f03026a96451fbc3d7a8eecd641d5" }, { "name": "Opswise - Default Windows Cluster", "sysId": "d3f8282f702544d69500928afbccc00f0" }], "bundleApplications": [{ "name": "app-1", "sysId": "e12830a711c849388819230203e601d3" }], "bundleBusinessServices": [{ "name": "bus-1", "sysId": "b939eedb63544517accd905cfdd13b22" }], "bundleCalendars": [{ "name": "cal-1", "sysId": "655b9c498e574ace886b114f79d5933a" }], "bundleCredentials": [{ "name": "cred-1", "sysId": "d04886ac74be43a0aa3faa8042f82cca" }], }</pre>

```

    </bundleCalendar>
  </bundleCalendars>
  <bundleCustomDays>
    <bundleCustomDay>
      <name>custome-test-1</name>
      <sysId>0d7f03026a96451fbc3d7a8eecd641d5</sysId>
    </bundleCustomDay>
  </bundleCustomDays>
  <bundleVariables>
    <bundleVariable>
      <name>var1</name>
      <sysId>0d7f03026a96451fbc3d7a8eecd641d5</sysId>
    </bundleVariable>
  </bundleVariables>
  <bundleBusinessServices>
    <bundleBusinessService>
      <name>bus-1</name>
      <sysId>0d7f03026a96451fbc3d7a8eecd641d5</sysId>
    </bundleBusinessService>
  </bundleBusinessServices>
  <bundleCredentials>
    <bundleCredential>
      <name>sap-cred</name>
      <sysId>0d7f03026a96451fbc3d7a8eecd641d5</sysId>
    </bundleCredential>
  </bundleCredentials>
  <bundleAgentClusters>
    <bundleAgentCluster>
      <name>Opwise - Default Windows Cluster</name>
      <sysId>0d7f03026a96451fbc3d7a8eecd641d5</sysId>
    </bundleAgentCluster>
  </bundleAgentClusters>
  <bundleVirtualResources>
    <bundleVirtualResource>
      <name>VR-1</name>
      <sysId>0d7f03026a96451fbc3d7a8eecd641d5</sysId>
    </bundleVirtualResource>
  </bundleVirtualResources>
  <bundleScripts>
    <bundleScript>
      <name>script-1</name>
      <sysId>0d7f03026a96451fbc3d7a8eecd641d5</sysId>
    </bundleScript>
  </bundleScripts>
  <bundleEmailTemplates>
    <bundleEmailTemplate>
      <name>email-temp-1</name>
      <sysId>0d7f03026a96451fbc3d7a8eecd641d5</sysId>
    </bundleEmailTemplate>
  </bundleEmailTemplates>
  <bundleEmailConnections>
    <bundleEmailConnection>
      <name>Email-con-1</name>
      <sysId>0d7f03026a96451fbc3d7a8eecd641d5</sysId>
    </bundleEmailConnection>
  </bundleEmailConnections>
  <bundleDatabaseConnections>

```

```

"bundleCustomDays": [
  {
    "name": "cust-1",
    "sysId": "1b0e9acedb98439a8319ac3cd51c21ba"
  }
],
"bundleDatabaseConnections": [
  {
    "name": "db-con-1",
    "sysId": "fc8223ece09f407bb9b5bb865574cb49"
  }
],
"bundleEmailConnections": [
  {
    "name": "email-conn",
    "sysId": "bd54eae4221a4f909454f7fa04c75efb"
  }
],
"bundleEmailTemplates": [
  {
    "name": "email-temp-1",
    "sysId": "5dce586a419448ee83fa121589d60a75"
  }
],
"bundlePeoplesoftConnections": [
  {
    "name": "ps-con-1",
    "sysId": "aac40dfd5c3242ae9bcaaf169a5468b9"
  }
],
"bundleSapConnections": [
  {
    "name": "sap-1",
    "sysId": "a4b0544fb668404ba10b2826b2e6db81"
  }
],
"bundleScripts": [
  {
    "name": "script-1",
    "sysId": "01e90371bed4473d87dad00148512f35"
  }
],
"bundleSnmpManagers": [
  {
    "name": "snmp-1",
    "sysId": "4bfa01f747ca4ad5b4ee9e073d643604"
  }
],
"bundleTasks": [
  {
    "name": "win-1",
    "sysId": "3b50f8c015d6494288328cfdb35d9ea7"
  }
],
"bundleTriggers": [
  {
    "name": "cron-trig-1",
    "sysId": "d2869f93a68547beb8e5b156d4fac99e"
  }
],
"bundleUniversalTemplates": [
  {

```

```

<bundleDatabaseConnection>
  <name>DB-conn-1</name>
  <sysId>0d7f03026a96451fbc3d7a8eecd641d5</sysId>
</bundleDatabaseConnection>
</bundleDatabaseConnections>
<bundleSapConnections>
  <bundleSapConnection>
    <name>SAP-conn-1</name>
    <sysId>0d7f03026a96451fbc3d7a8eecd641d5</sysId>
  </bundleSapConnection>
</bundleSapConnections>
<bundlePeoplesoftConnections>
  <bundlePeoplesoftConnection>
    <name>People-test-1</name>
    <sysId>0d7f03026a96451fbc3d7a8eecd641d5</sysId>
  </bundlePeoplesoftConnection>
</bundlePeoplesoftConnections>
<bundleSnmpManagers>
  <bundleSnmpManager>
    <name>snmp-test-1</name>
    <sysId>0d7f03026a96451fbc3d7a8eecd641d5</sysId>
  </bundleSnmpManager>
</bundleSnmpManagers>
<bundleUniversalTemplates>
  <bundleUniversalTemplate>
    <name>univ-test-1</name>
    <sysId>0d7f03026a96451fbc3d7a8eecd641d5</sysId>
  </bundleUniversalTemplate>
</bundleUniversalTemplates>
</bundle>

```

```

    "name": "uni-1",
    "sysId": "0ff4abb1d80c4f95b517dc073c9abd0c"
  },
  "bundleVariables": [
    {
      "name": "var1",
      "sysId": "9988d78bf82e44dbae66cf0e8ec4b820"
    }
  ],
  "bundleVirtualResources": [
    {
      "name": "VR-1",
      "sysId": "deef3e516ce485fac5fc2283022d904"
    }
  ]
}

```

Bundle Properties

Property	UI Field Name	Description	Specifications	Required
bundleAgentClusters	Agent Clusters	Task Items to include	String value of task	N
bundleApplications	Applications	Applications to include	String value of Applications	N
bundleBusinessServices	Business Services	Business Services Items to include	String value of Business Services	N
bundleCalendars	Calendars	Calendars Items to include	String value of Calendars	N
bundleCredentials	Credentials	Agent Clusters Items to include	String value of Agent Clusters	N
bundleCustomDays	Custom Days	Custom Days Items to include	String value of Custom Days	N
bundleDatabaseConnections	Database Connections	Database Connections Items to include	String value of Database Connections	N
bundleEmailConnections	Email Connections	Email Connections Items to include	String value of Email Connections	N
bundleEmailTemplates	Email Templates	Email Templates Items to include	String value of Email Templates	N
bundlePeoplesoftConnections	PeopleSoft Connections	PeopleSoft Connections Items to include	String value of PeopleSoft Connections	N
bundleSapConnections	Sap Connections	Sap Connections Items to include	String value of Sap Connections	N
bundleScripts	Scripts	Scripts Items to include	String value of Scripts	N

bundleSnmpManagers	SNMP Managers	SNMP Managers Items to include	String value of SNMP Managers	N
bundleTasks	Tasks	Task Items to include	String value of task	N
bundleTriggers	Triggers	Triggers Items to include	String value of Triggers	N
bundleUniversalTemplates	Universal Templates	Universal Templates Items to include	String value of Universal Templates	N
bundleVariables	Variables	Variables Items to include	String value of Variables	N
bundleVirtualResources	Virtual Resources	Virtual Resources Items to include	String value of Virtual Resources	N
defaultPromotionTarget	Default Promotion Target	Promotion Target server name	String value of target	N
description	Description	Bundle description	String value of description	N
excludeOnExistence	Exclude On Existence	Exclude Items on existence	String value	N
followReferences	Follow References	Follow references items	Boolean value	N
name	Bundle Name	Bundle name	String value of the bundle name	Y
opwiseGroups	Member Of Business Services	List of Business Services that this task belongs to	String value	N
promoteBundleDefinition	Promote Bundle Definition	Promote Bundle Definition	Boolean value	N
promoteByBusinessServices	Promote Member of Business Service	Promote List of Business Services that this task belongs to	String value	N
sysId	n/a	System ID field in the database for this Bundles record.	Persisted only if retainSysIds is set to true.	N
visibleTo	Visible To	Visible to user	String value of user name	N (Required if promoteByBusinessServices is specified)

Create a Bundle By Business Services

	Description
URI	<ul style="list-style-type: none"> http://host_name/uc/resources/bundle/byBusinessServices http://host_name/uc/resources/bundle/bybusinessservices
HTTP Method	POST
Description	Creates a Bundle .
Example URI	<ul style="list-style-type: none"> http://localhost:8080/uc/resources/bundle/byBusinessServices http://localhost:8080/uc/resources/bundle/bybusinessservices
Authentication	HTTP Basic
Consumes Content-Type	application/xml, application/json
Produces Content-Type	n/a

Example Request	See Create a Bundle By Business Services: Example Request , below.
Properties	See Create a Bundle By Business Services Properties .
Example Response	<ul style="list-style-type: none"> Status 200 Successfully created bundle "bundle-by-service2" with 1 item(s).

Create a Bundle By Business Services: Example Request

XML Request	JSON Request
<pre><bundle> <name>bundle-by-service2</name> <businessServices> <businessService>bus-1</businessService> <businessService>bus-2</businessService> </businessServices> <typesToInclude>Triggers,Tasks, Calendars, Variables, credentials</typesToIn clude> <businessServicesToInclude> <businessService>bus-1</businessService> <businessService>bus-2</businessService> </businessServicesToInclude> </bundle></pre>	<pre>{ "name": "bundle-service4", "typesToInclude": "Triggers, Tasks, Calendars, Variables, Credentials", "businessServices": ["bus-1", "bus-2"], "businessServicesToInclude": ["bus-1", "bus-2"] }</pre>

Create a Bundle By Business Services Properties

Property	UI Field Name	Description	Specifications	Required
name	Bundle Name	Bundle name	String value of the bundle name.	Y
typesToInclude	Types To Include	Include item types	String value.	Y
businessServices	Member Of Business Services	List of Business Services that this bundle belongs to	String value of the list.	N
businessServicesToInclude	Business Services To Include	Include List of Business Services for this bundle creation	String value of the list.	Y

Create a Bundle By Date

	Description
URI	<ul style="list-style-type: none"> http://host_name/uc/resources/bundle/byDate http://host_name/uc/resources/bundle/bydate
HTTP Method	POST
Description	Creates a Bundle .
Example URI	<ul style="list-style-type: none"> http://localhost:8080/uc/resources/bundle/byDate http://localhost:8080/uc/resources/bundle/bydate
Authentication	HTTP Basic
Consumes Content-Type	application/xml, application/json
Produces Content-Type	n/a
Example Request	See Create a Bundle By Date: Example Request , below.
Properties	See Create a Bundle By Date Properties .
Example Response	<ul style="list-style-type: none"> Status 200 Successfully created bundle "bundle-by-service2" with 1 item(s).

Create a Bundle By Date: Example Request

XML Request	JSON Request
<pre><bundle> <name>bundle-by-service2</name> <businessServices> <businessService>bus-1</businessService> <businessService>bus-2</businessService> </businessServices> <typesToInclude>Triggers,Tasks, Calendars, Variables, credentials</typesToIn clude> <updatedOnOrAfter>2020-07-01 00:00:00 -0400</updatedOnOrAfter> </bundle></pre>	<pre>{ "name": "bundle-service4", "typesToInclude": "Triggers, Tasks, Calendars, Variables, Credentials", "businessServices": ["bus-1", "bus-2"], "updatedOnOrAfter": "2020-07-01 00:00:00 -0400" }</pre>

Create a Bundle By Date Properties

Property	UI Field Name	Description	Specifications	Required
name	Bundle Name	Bundle name	String value of the bundle name.	Y
typesToInclude	Types To Include	Include item types	String value.	Y
businessServices	Member Of Business Services	List of Business Services that this bundle belongs to	String value of the list.	N
updatedOnOrAfter	Business Services To Include	Include List of items created On/After the dae	String value of the date.	Y

Delete a Bundle

	Description
URI	http://host_name/uc/resources/bundle
HTTP Method	DELETE
Description	Deletes a Bundle .
URI Parameters	See Delete a Bundle: URI Parameters , below.
Example URI	<ul style="list-style-type: none"> http://localhost:8080/uc/resources/bundle?bundleid=f87848b00a0001037f43e7c81c8ec969 http://localhost:8080/uc/resources/bundle?bundlename=testbundle
Example Response	<ul style="list-style-type: none"> Status 200 /OK Bundle deleted successfully.

Delete a Bundle: URI Parameters

Parameter	Description	Specifications	Required	Mutually Exclusive With
bundleid	ID used within the Controller to identify this Bundle.	String value of the bundle sysId.	Y (unless bundlename is specified)	bundlename
bundlename	Name used within the Controller to identify this Bundle.	String value of the bundle name.	Y (unless bundleid is specified)	bundleid

List Bundles

	Description
URI	http://host_name/uc/resources/bundle/list

HTTP Method	GET
Description	Retrieves information on all Bundles.
Example URI	<ul style="list-style-type: none"> http://localhost:8080/uc/resources/bundle/list?bundlename=abcd&businessServices=A&defaultPromotionTarget=local http://localhost:8080/uc/resources/bundle/list?bundlename=*
Authentication	HTTP Basic
Consumes Content-Type	n/a
Produces Content-Type	application/xml, application/json
Example Response	See List Bundles: Example Response , below.
Properties	See Bundle Properties .

List Bundles Request Parameters

Property	UI Field Name	Description	Specifications	Required
bundlename	n/a	Request parameter bundlename.	String value of the bundle name. Wildcards are supported.	N
businessServices	n/a	Request parameter businessServices.	String value of the bundle business service.	N
defaultPromotionTarget	n/a	Request parameter defaultPromotionTarget.	String value of the promotion target. Wildcards are supported.	N

List Bundles: Example Response

XML Response	JSON Response
<pre><?xml version="1.0" encoding="UTF-8" standalone="yes"?> <bundles> <bundle retainSysIds=true> <name>bundle-test</name> <sysId>b52335345df646e5b597dc26df599344</sysId> <description>bundle test</description> <defaultPromotionTarget>local</defaultPromotionTarget> <followReferences>true</followReferences> <excludeOnExistence>Triggers, Tasks, Calendars, Custom Days, Variables, Credentials, Agent Clusters, Virtual Resources, Scripts, Email Templates, Email Connections, Database Connections, SAP Connections, PeopleSoft Connections, SNMP Managers</excludeOnExistence> <opswiseGroups></pre>	<pre>[</pre>

```

        <opswiseGroup>bus-1</opswiseGroup>
        <opswiseGroup>bus-2</opswiseGroup>
    </opswiseGroups>
    <promoteBundleDefinition>true</promoteBundleDef
inition>
    <promoteByBusinessServices>
        <businessService>bus-1</businessService>
        <businessService>bus-2</businessService>
    </promoteByBusinessServices>
    <visibleTo>ops.admin</visibleTo>
    <bundleTasks>
        <bundleTask addedBy="ops.admin" type="Workf
low">
            <name>win-1</name>
            <sysId>0d7f03026a96451fbc3d7a8eecd641d5
</sysId>
        </bundleTask>
    </bundleTasks>
    <bundleApplications>
        <bundleApplication addedBy="ops.admin" type
="Windows Service">
            <name>App-test-1</name>
            <sysId>0d7f03026a96451fbc3d7a8eecd641d5
</sysId>
        </bundleApplication>
    </bundleApplications>
    <bundleTriggers>
        <bundleTrigger addedBy="ops.admin" type="
Cron">
            <name>manual-trigger-1</name>
            <sysId>0d7f03026a96451fbc3d7a8eecd641d5
</sysId>
        </bundleTrigger>
    </bundleTriggers>
    <bundleCalendars>
        <bundleCalendar addedBy="ops.admin" type="
calendar 1">
            <name>cal-test-1</name>
            <sysId>0d7f03026a96451fbc3d7a8eecd641d5
</sysId>
        </bundleCalendar>
    </bundleCalendars>
    <bundleCustomDays>
        <bundleCustomDay addedBy="ops.admin"
description="custom day test"
            type="Single Date">
            <name>custome-test-1</name>
            <sysId>0d7f03026a96451fbc3d7a8eecd641d5
</sysId>
        </bundleCustomDay>
    </bundleCustomDays>
    <bundleVariables>
        <bundleVariable addedBy="ops.admin"
description="variable 1">
            <name>var1</name>
            <sysId>0d7f03026a96451fbc3d7a8eecd641d5
</sysId>
    </bundleVariables>

```

```

    {
        "retainSysIds": true,
        "name": "bundle-1",
        "sysId": "b52335345df646e5b597dc26df599344",
        "description": "bundle test 1",
        "opswiseGroups": [
            "bus-1",
            "bus-2"
        ],
        "defaultPromotionTarget": "local",
        "excludeOnExistence": "Triggers, Tasks, Calendars, Custom Days, Variables, Credentials,
Agent Clusters, Virtual Resources, Scripts, Email Templates, Email Connections, Database
Connections, SAP Connections, PeopleSoft Connections, SNMP Managers, Applications",
        "followReferences": true,
        "promoteBundleDefinition": true,
        "promoteByBusinessServices": [
            "bus-1",
            "bus-2"
        ],
        "visibleTo": "ops.admin",
        "bundleAgentClusters": [
            {
                "addedBy": "ops.admin",
                "name": "Opswise - Default Linux/Unix Cluster",
                "sysId": "0d7f03026a96451fbc3d7a8eecd641d5",
                "type": "Windows"
            }
        ],
        "bundleApplications": [
            {
                "addedBy": "ops.admin",
                "name": "app-1",
                "sysId": "e12830a711c849388819230203e601d3",
                "type": "Windows Service"
            }
        ],
        "bundleBusinessServices": [
            {
                "addedBy": "ops.admin",
                "name": "bus-1",
                "sysId": "b939eedb63544517accd905cfdd13b22"
            }
        ],
        "bundleCalendars": [
            {
                "addedBy": "ops.admin",
                "description": "calendar 1",

```

```

        </bundleVariable>
    </bundleVariables>
    <bundleBusinessServices>
        <bundleBusinessService addedBy="ops.admin">
            <name>bus-1</name>
            <sysId>0d7f03026a96451fbc3d7a8eecd641d5
</sysId>
        </bundleBusinessService>
    </bundleBusinessServices>
    <bundleCredentials>
        <bundleCredential addedBy="ops.admin">
            <name>sap-cred</name>
            <sysId>0d7f03026a96451fbc3d7a8eecd641d5
</sysId>
        </bundleCredential>
    </bundleCredentials>
    <bundleAgentClusters>
        <bundleAgentCluster addedBy="ops.admin"
type="Linux/Unix">
            <name>Opwise - Default Windows Cluster
</name>
            <sysId>0d7f03026a96451fbc3d7a8eecd641d5
</sysId>
        </bundleAgentCluster>
    </bundleAgentClusters>
    <bundleVirtualResources>
        <bundleVirtualResource addedBy="ops.admin"
type="Renewable">
            <name>VR-1</name>
            <sysId>0d7f03026a96451fbc3d7a8eecd641d5
</sysId>
        </bundleVirtualResource>
    </bundleVirtualResources>
    <bundleScripts>
        <bundleScript addedBy="ops.admin"
description="script 1"
                type="Script">
            <name>script-1</name>
            <sysId>0d7f03026a96451fbc3d7a8eecd641d5
</sysId>
        </bundleScript>
    </bundleScripts>
    <bundleEmailTemplates>
        <bundleEmailTemplate addedBy="ops.admin">
            <name>email-temp-1</name>
            <sysId>0d7f03026a96451fbc3d7a8eecd641d5
</sysId>
        </bundleEmailTemplate>
    </bundleEmailTemplates>
    <bundleEmailConnections>
        <bundleEmailConnection addedBy="ops.admin"
type="Outgoing">
            <name>Email-con-1</name>
            <sysId>0d7f03026a96451fbc3d7a8eecd641d5
</sysId>
        </bundleEmailConnection>
    </bundleEmailConnections>

```

```

"name": "cal-1",
  "sysId": "655b9c498e574ace886b114f79d5933a"
},
"bundleCredentials": [
  {
    "addedBy": "ops.admin",
    "name": "cred-1",
    "sysId": "d04886ac74be43a0aa3faa8042f82cca"
  }
],
"bundleCustomDays": [
  {
    "addedBy": "ops.admin",
    "description": "custom day test",
    "name": "cust-1",
    "sysId": "1b0e9acedb98439a8319ac3cd51c21ba",
    "type": "Single Date"
  }
],
"bundleDatabaseConnections": [
  {
    "addedBy": "ops.admin",
    "name": "db-con-1",
    "sysId": "fc8223ece09f407bb9b5bb865574cb49"
  }
],
"bundleEmailConnections": [
  {
    "addedBy": "ops.admin",
    "name": "email-conn",
    "sysId": "bd54eae4221a4f909454f7fa04c75efb",
    "type": "Outgoing"
  }
],
"bundleEmailTemplates": [
  {
    "addedBy": "ops.admin",
    "name": "email-temp-1",
    "sysId": "5dce586a419448ee83fa121589d60a75"
  }
],
"bundlePeoplesoftConnections": [
  {
    "addedBy": "ops.admin",

```

```

<bundleDatabaseConnections>
  <bundleDatabaseConnection addedBy="ops.
admin">
    <name>DB-conn-1</name>
    <sysId>0d7f03026a96451fbc3d7a8eecd641d5
</sysId>
  </bundleDatabaseConnection>
</bundleDatabaseConnections>
<bundleSapConnections>
  <bundleSapConnection addedBy="ops.admin">
    <name>SAP-conn-1</name>
    <sysId>0d7f03026a96451fbc3d7a8eecd641d5
</sysId>
  </bundleSapConnection>
</bundleSapConnections>
<bundlePeoplesoftConnections>
  <bundlePeoplesoftConnection addedBy="ops.
admin">
    <name>People-test-1</name>
    <sysId>0d7f03026a96451fbc3d7a8eecd641d5
</sysId>
  </bundlePeoplesoftConnection>
</bundlePeoplesoftConnections>
<bundleSnmpManagers>
  <bundleSnmpManager addedBy="ops.admin">
    <name>snmp-test-1</name>
    <sysId>0d7f03026a96451fbc3d7a8eecd641d5
</sysId>
  </bundleSnmpManager>
</bundleSnmpManagers>
<bundleUniversalTemplates>
  <bundleUniversalTemplate addedBy="ops.
admin">
    <name>univ-test-1</name>
    <sysId>0d7f03026a96451fbc3d7a8eecd641d5
</sysId>
  </bundleUniversalTemplate>
</bundleUniversalTemplates>
</bundle>
<bundles>

```

```

"name": "ps-con-1",
  "sysId": "aac40dfd5c3242ae9bcaaf169a5468b9"
},
"bundleSapConnections": [
{
  "addedBy": "ops.admin",
"name": "sap-1",
  "sysId": "a4b0544fb668404ba10b2826b2e6db81"
},
"bundleScripts": [
{
  "addedBy": "ops.admin",
  "description": "script 1",
  "name": "script-1",
  "sysId": "01e90371bed4473d87dad00148512f35",
  "type": "Script"
}
],
"bundleSnmpManagers": [
{
  "addedBy": "ops.admin",
"name": "snmp-1",
  "sysId": "4bfa01f747ca4ad5b4ee9e073d643604"
},
"bundleTasks": [
{
  "addedBy": "ops.admin",
"name": "win-1",
  "sysId": "3b50f8c015d6494288328cfdb35d9ea7",
  "type": "Workflow"
},
"bundleTriggers": [
{
  "addedBy": "ops.admin",
"name": "cron-trig-1",
  "sysId": "d2869f93a68547beb8e5b156d4fac99e",
  "type": "Cron"
},
"bundleUniversalTemplates": [
{
  "addedBy": "ops.admin",

```

```

"name": "uni-1",
  "sysId": "0ff4abb1d80c4f95b517dc073c9abd0c"
},
"bundleVariables": [
  {
    "addedBy": "ops.admin",
    "description": "variable 1",
    "name": "var1",
    "sysId": "9988d78bf82e44dbae66cf0e8ec4b820"
  }
],
"bundleVirtualResources": [
  {
    "addedBy": "ops.admin",
    "name": "VR-1",
    "sysId": "deef3e516ce485fac5fc2283022d904",
    "type": "Renewable"
  }
]
}
]

```

Modify a Bundle

	Description
URI	http://host_name/uc/resources/bundle
HTTP Method	PUT
Description	Modifies the Credential specified by the <code>sysId</code> .
Example URI	http://localhost:8080/uc/resources/bundle
Consumes Content-Type	application/xml, application/json
Produces Content-Type	n/a
Example Request	See Modify a Bundle: Example Request , below.
Properties	See Bundle Properties .
Example Response	<ul style="list-style-type: none"> Status 200 /OK Successfully updated the Bundle with <code>sysId <sysId></code> to version <code><version></code>.

Modify a Bundle: Example Request

XML Request	JSON Request
<pre><?xml version="1.0" encoding="UTF-8" standalone="yes"?> <bundle retainSysIds=true> <name>bundle-test</name> <sysId>0d7f03026a96451fbc3d7a8eecd641d5</sysId> <description>bundle test</description> <defaultPromotionTarget>local</defaultPromotionTarget> <followReferences>true</followReferences> <excludeOnExistence>Triggers, Tasks, Calendars, Custom Days, Variables, Credentials, Agent Clusters, Virtual Resources, Scripts, Email Templates, Email Connections, Database Connections, SAP Connections, PeopleSoft Connections, SNMP Managers</excludeOnExistence> <opswiseGroups> <opswiseGroup>bus-1</opswiseGroup> <opswiseGroup>bus-2</opswiseGroup> </opswiseGroups> <promoteBundleDefinition>true</promoteBundleDefinition> <promoteByBusinessServices> <businessService>bus-1</businessService> <businessService>bus-2</businessService> </promoteByBusinessServices> <visibleTo>ops.admin</visibleTo> <bundleTasks> <bundleTask> <name>win-1</name> <sysId>0d7f03026a96451fbc3d7a8eecd641d5</sysId> </bundleTask> <bundleTask> <name>abc</name> <sysId>0d7f03026a964</pre>	<pre>{ "retainSysIds": true, "name": "bundle-1", "sysId": "b52335345df646e5b597dc26df599344", "description": "bundle test 1", "opswiseGroups": ["bus-1", "bus-2"], "defaultPromotionTarget": "local", "excludeOnExistence": "Triggers, Tasks, Calendars, Custom Days, Variables, Credentials, Agent Clusters, Virtual Resources, Scripts, Email Templates, Email Connections, Database Connections, SAP Connections, PeopleSoft Connections, SNMP Managers, Applications", "followReferences": true, "promoteBundleDefinition": true, "promoteByBusinessServices": ["bus-1", "bus-2"], "visibleTo": "ops.admin", "bundleAgentClusters": [{ "name": "Opwise - Default Linux/Unix Cluster", "sysId": "0d7f03026a96451fbc3d7a8eecd641d5", }, { "name": "Opwise - Default Windows Cluster", "sysId": "d3f8282f702544d69500928afb00f0", }], "bundleApplications": [{ "name": "app-1", "sysId": "e12830a711c849388819230203e601d3", }], "bundleBusinessServices": [{ "name": "bus-1", "sysId": "b939eedb63544517accd905cfd13b22" }], "bundleCalendars": [{ "name": "cal-1", "sysId": "655b9c498e574ace886b114f79d5933a" }], "bundleCredentials": [{ "name": "cred-1", "sysId": "d04886ac74be43a0aa3faa8042f82cca" }] }</pre>

```

51fbc3d7a8eecd641d5</sysId>
  </bundleTask>
</bundleTasks>
<bundleApplications>
  <bundleApplication>
    <name>App-test-1</na
me>
    <sysId>0d7f03026a964
51fbc3d7a8eecd641d5</sysId>
    </bundleApplication>
  </bundleApplications>
<bundleTriggers>
  <bundleTrigger>
    <name>manual-
trigger-1</name>
    <sysId>0d7f03026a964
51fbc3d7a8eecd641d5</sysId>
    </bundleTrigger>
  <bundleTrigger>
    <name>time-trigger-1
</name>
    <sysId>0d7f03026a964
51fbc3d7a8eecd641d5</sysId>
    </bundleTrigger>
  </bundleTriggers>
<bundleCalendars>
  <bundleCalendar>
    <name>cal-test-1</na
me>
    <sysId>0d7f03026a964
51fbc3d7a8eecd641d5</sysId>
    </bundleCalendar>
  </bundleCalendars>
<bundleCustomDays>
  <bundleCustomDay>
    <name>custome-test-1
</name>
    <sysId>0d7f03026a964
51fbc3d7a8eecd641d5</sysId>
    </bundleCustomDay>
  </bundleCustomDays>
<bundleVariables>
  <bundleVariable>
    <name>var1</name>
    <sysId>0d7f03026a964
51fbc3d7a8eecd641d5</sysId>
    </bundleVariable>
  </bundleVariables>
<bundleBusinessServices>
  <bundleBusinessService>
    <name>bus-1</name>
    <sysID>0d7f03026a964
51fbc3d7a8eecd641d5</sysId>
    </bundleBusinessService>
  </bundleBusinessServices>
<bundleCredentials>
  <bundleCredential>
    ],
    "bundleCustomDays": [
      {
        "name": "cust-1",
        "sysId": "1b0e9acedb98439a8319ac3cd51c21ba",
      }
    ],
    "bundleDatabaseConnections": [
      {
        "name": "db-con-1",
        "sysId": "fc8223e9f407bb9b5bb865574cb49"
      }
    ],
    "bundleEmailConnections": [
      {
        "name": "email-conn",
        "sysId": "bd54eae4221a4f909454f7fa04c75efb",
      }
    ],
    "bundleEmailTemplates": [
      {
        "name": "email-temp-1",
        "sysId": "5dce586a419448ee83fa121589d60a75"
      }
    ],
    "bundlePeoplesoftConnections": [
      {
        "name": "ps-con-1",
        "sysId": "aac40dfd5c3242ae9bcaaf169a5468b9"
      }
    ],
    "bundleSapConnections": [
      {
        "name": "sap-1",
        "sysId": "a4b0544fb668404ba10b2826b2e6db81"
      }
    ],
    "bundleScripts": [
      {
        "name": "script-1",
        "sysId": "01e90371bed4473d87dad00148512f35",
      }
    ],
    "bundleSnmpManagers": [
      {
        "name": "snmp-1",
        "sysId": "4bfa01f747ca4ad5b4ee9e073d643604"
      }
    ],
    "bundleTasks": [
      {
        "name": "win-1",
        "sysId": "3b50f8c015d6494288328cfdb35d9ea7",
      }
    ],
    "bundleTriggers": [
      {
        "name": "cron-trig-1",
        "sysId": "d2869f93a68547beb8e5b156d4fac99e",
      }
    ],
    "bundleUniversalTemplates": [

```

```

        <name>sap-cred</name>
        <sysId>0d7f03026a964
51fbc3d7a8eecd641d5</sysId>
        </bundleCredential>
    </bundleCredentials>
    <bundleAgentClusters>
        <bundleAgentCluster>
            <name>Opwise -
Default Windows Cluster</name>
            <sysId>0d7f03026a964
51fbc3d7a8eecd641d5</sysId>
            </bundleAgentCluster>
        </bundleAgentClusters>
    <bundleVirtualResources>
        <bundleVirtualResource>
            <name>VR-1</name>
            <sysId>0d7f03026a964
51fbc3d7a8eecd641d5</sysId>
            </bundleVirtualResource>
        </bundleVirtualResources>
    <bundleScripts>
        <bundleScript>
            <name>script-1</name>
            <sysId>0d7f03026a964
51fbc3d7a8eecd641d5</sysId>
            </bundleScript>
        </bundleScripts>
    <bundleEmailTemplates>
        <bundleEmailTemplate>
            <name>email-temp-1</
name>
            <sysId>0d7f03026a964
51fbc3d7a8eecd641d5</sysId>
            </bundleEmailTemplate>
        </bundleEmailTemplates>
    <bundleEmailConnections>
        <bundleEmailConnection>
            <name>Email-con-1</n
ame>
            <sysId>0d7f03026a964
51fbc3d7a8eecd641d5</sysId>
            </bundleEmailConnection>
        </bundleEmailConnections>
    <bundleDatabaseConnections>
        <bundleDatabaseConnection
>
            <name>DB-conn-1</name
>
            <sysId>0d7f03026a964
51fbc3d7a8eecd641d5</sysId>
            </bundleDatabaseConnecti
on>
        </bundleDatabaseConnections>
    <bundleSapConnections>
        <bundleSapConnection>

```

```

        {
            "name": "uni-1",
            "sysId": "0ff4abb1d80c4f95b517dc073c9abd0c"
        }
    ],
    "bundleVariables": [
        {
            "name": "var1",
            "sysId": "9988d78bf82e44dbae66cf0e8ec4b820"
        }
    ],
    "bundleVirtualResources": [
        {
            "name": "VR-1",
            "sysId": "deef3e516ce485fac5fc2283022d904",
        }
    ]
}

```



```

me>         <name>SAP-conn-1</na
51fbc3d7a8eecd641d5</sysId>
51fbc3d7a8eecd641d5</sysId>
        </bundleSapConnection>
    </bundleSapConnections>
    <bundlePeoplesoftConnections>
        <bundlePeoplesoftConnect
ion>
            <name>People-test-1</
name>
            <sysId>0d7f03026a964
51fbc3d7a8eecd641d5</sysId>
            <
/bundlePeoplesoftConnection>
        </bundlePeoplesoftConnections
>
        <bundleSnmpManagers>
            <bundleSnmpManager>
                <name>snmp-test-1</n
ame>
                <sysId>0d7f03026a964
51fbc3d7a8eecd641d5</sysId>
                </bundleSnmpManager>
            </bundleSnmpManagers>
            <bundleUniversalTemplates>
                <bundleUniversalTemplate
ame>
                <name>univ-test-1</n
ame>
                <sysId>0d7f03026a964
51fbc3d7a8eecd641d5</sysId>
                </bundleUniversalTemplate
>
            </bundleUniversalTemplates>
        </bundle>
    </bundle>

```

Read a Bundle

URI	http://host_name/uc/resources/bundle
HTTP Method	GET
Description	Retrieve Bundle details using a specific query parameters.
URI Parameters	See Read a Bundle: URI Parameters , below.
Example URI	<ul style="list-style-type: none"> • http://localhost:8080/uc/resources/bundle/?bundlename=test-bundle • http://localhost:8080/uc/resources/bundle?bundleid=12345
Consumes Content-Type	n/a

Produces Content-Type	application/xml, application/json
Example Response	See Read a Bundle: Example Response , below.
Properties	See Bundle Properties .

Read a Bundle: URI Parameters

Parameter	Description	Specifications	Required	Mutually Exclusive With
bundleid	ID used within the Controller to identify this Bundle.	String value of the bundle sysId.	Y (unless bundlename is specified)	bundlename
bundlename	Name used within the Controller to identify this Bundle.	String value of the bundle name.	Y (unless bundleid is specified)	bundleid

Read a Bundle: Example Response

XML Response	JSON Response
<pre><?xml version="1.0" encoding="UTF-8" standalone="yes"?> <bundle retainSysIds=true> <name>bundle-test</name> <sysId>0d7f03026a96451fbc3d7a8eecd641d5</sysId> <description>bundle test</description> <defaultPromotionTarget>local</defaultPromotionTarget> <followReferences>true</followReferences> <excludeOnExistence>Triggers, Tasks, Calendars, Custom Days, Variables, Credentials, Agent Clusters, Virtual Resources, Scripts, Email Templates, Email Connections, Database Connections, SAP Connections, PeopleSoft Connections, SNMP Managers</excludeOnExistence> <opswiseGroups> <opswiseGroup>bus-1</opswiseGroup> <opswiseGroup>bus-2</opswiseGroup> </opswiseGroups> <promoteBundleDefinition>true</promoteBundleDefinition> </bundle></pre>	<pre>{ "retainSysIds": true, "name": "bundle-1", "sysId": "b52335345df646e5b597dc26df599344", "description": "bundle test 1", "opswiseGroups": ["bus-1", "bus-2"], "defaultPromotionTarget": "local", "excludeOnExistence": "Triggers, Tasks, Calendars, Custom Days, Variables, Credentials, Agent Clusters, Virtual Resources, Scripts, Email Templates, Email Connections, Database Connections, SAP Connections, PeopleSoft Connections, SNMP Managers, Applications", "followReferences": true, "promoteBundleDefinition": true, "promoteByBusinessServices": ["bus-1", "bus-2"], "visibleTo": "ops.admin", "bundleAgentClusters": [{ "name": "Opwise - Default Linux/Unix Cluster", "sysId": "0d7f03026a96451fbc3d7a8eecd641d5", }, { "name": "Opwise - Default Windows Cluster", "sysId": "d3f8282f702544d69500928afbcc00f0", }], "bundleApplications": [{ "name": "app-1", "sysId": "e12830a711c849388819230203e601d3", }] }</pre>

```

        <promoteByBusinessServices>
        <businessService>bus-1</
businessService>
        <businessService>bus-2</
businessService>
        </promoteByBusinessServices>
        <visibleTo>ops.admin</visibl
eTo>
        <bundleTasks>
        <bundleTask>
        <name>win-1</name>
        <sysId>0d7f03026a964
51fbc3d7a8eecd641d5</sysId>
        </bundleTask>
        </bundleTasks>
        <bundleApplications>
        <bundleApplication>
        <name>App-test-1</na
me>
        <sysId>0d7f03026a964
51fbc3d7a8eecd641d5</sysId>
        </bundleApplication>
        </bundleApplications>
        <bundleTriggers>
        <bundleTrigger>
        <name>manual-
trigger-1</name>
        <sysId>0d7f03026a964
51fbc3d7a8eecd641d5</sysId>
        </bundleTrigger>
        <bundleTrigger>
        <name>time-trigger-1
</name>
        <sysId>0d7f03026a964
51fbc3d7a8eecd641d5</sysId>
        </bundleTrigger>
        </bundleTriggers>
        <bundleCalendars>
        <bundleCalendar>
        <name>cal-test-1</na
me>
        <sysId>0d7f03026a964
51fbc3d7a8eecd641d5</sysId>
        </bundleCalendar>
        </bundleCalendars>
        <bundleCustomDays>
        <bundleCustomDay>
        <name>custome-test-1
</name>
        <sysId>0d7f03026a964
51fbc3d7a8eecd641d5</sysId>
        </bundleCustomDay>
        </bundleCustomDays>
        <bundleVariables>
        <bundleVariable>
        <name>var1</name>
        <sysId>0d7f03026a964

```

```

    }
    ],
    "bundleBusinessServices": [
    {
    "name": "bus-1",
    "sysId": "b939eedb63544517accd905cfdd13b22"
    }
    ],
    "bundleCalendars": [
    {
    "name": "cal-1",
    "sysId": "655b9c498e574ace886b114f79d5933a"
    }
    ],
    "bundleCredentials": [
    {
    "name": "cred-1",
    "sysId": "d04886ac74be43a0aa3faa8042f82cca"
    }
    ],
    "bundleCustomDays": [
    {
    "name": "cust-1",
    "sysId": "1b0e9acedb98439a8319ac3cd51c21ba",
    }
    ],
    "bundleDatabaseConnections": [
    {
    "name": "db-con-1",
    "sysId": "fc8223ecee09f407bb9b5bb865574cb49"
    }
    ],
    "bundleEmailConnections": [
    {
    "name": "email-conn",
    "sysId": "bd54eae4221a4f909454f7fa04c75efb",
    }
    ],
    "bundleEmailTemplates": [
    {
    "name": "email-temp-1",
    "sysId": "5dce586a419448ee83fa121589d60a75"
    }
    ],
    "bundlePeoplesoftConnections": [
    {
    "name": "ps-con-1",
    "sysId": "aac40dfd5c3242ae9bcaaf169a5468b9"
    }
    ],
    "bundleSapConnections": [
    {
    "name": "sap-1",
    "sysId": "a4b0544fb668404ba10b2826b2e6db81"
    }
    ],
    "bundleScripts": [
    {
    "name": "script-1",
    "sysId": "01e90371bed4473d87dad00148512f35",
    }
    ],
    ],

```

```

51fbc3d7a8eecd641d5</sysId>
  </bundleVariable>
</bundleVariables>
<bundleBusinessServices>
  <bundleBusinessService>
    <name>bus-1</name>
    <sysId>0d7f03026a964
51fbc3d7a8eecd641d5</sysId>
  </bundleBusinessService>
</bundleBusinessServices>
<bundleCredentials>
  <bundleCredential>
    <name>sap-cred</name>

    <sysId>0d7f03026a964
51fbc3d7a8eecd641d5</sysId>
  </bundleCredential>
</bundleCredentials>
<bundleAgentClusters>
  <bundleAgentCluster>
    <name>Opwise -
Default Windows Cluster</name>
    <sysId>0d7f03026a964
51fbc3d7a8eecd641d5</sysId>
  </bundleAgentCluster>
</bundleAgentClusters>
<bundleVirtualResources>
  <bundleVirtualResource>
    <name>VR-1</name>
    <sysId>0d7f03026a964
51fbc3d7a8eecd641d5</sysId>
  </bundleVirtualResource>
</bundleVirtualResources>
<bundleScripts>
  <bundleScript>
    <name>script-1</name>

    <sysId>0d7f03026a964
51fbc3d7a8eecd641d5</sysId>
  </bundleScript>
</bundleScripts>
<bundleEmailTemplates>
  <bundleEmailTemplate>
    <name>email-temp-1</
name>

    <sysId>0d7f03026a964
51fbc3d7a8eecd641d5</sysId>
  </bundleEmailTemplate>
</bundleEmailTemplates>
<bundleEmailConnections>
  <bundleEmailConnection>
    <name>Email-con-1</n
ame>

    <sysId>0d7f03026a964
51fbc3d7a8eecd641d5</sysId>
  </bundleEmailConnection>
</bundleEmailConnections>

```

```

"bundleSnmpManagers": [
  {
    "name": "snmp-1",
    "sysId": "4bfa01f747ca4ad5b4ee9e073d643604"
  }
],
"bundleTasks": [
  {
    "name": "win-1",
    "sysId": "3b50f8c015d6494288328cfdb35d9ea7",
  }
],
"bundleTriggers": [
  {
    "name": "cron-trig-1",
    "sysId": "d2869f93a68547beb8e5b156d4fac99e",
  }
],
"bundleUniversalTemplates": [
  {
    "name": "uni-1",
    "sysId": "0ff4abb1d80c4f95b517dc073c9abd0c"
  }
],
"bundleVariables": [
  {
    "name": "var1",
    "sysId": "9988d78bf82e44dbae66cf0e8ec4b820"
  }
],
"bundleVirtualResources": [
  {
    "name": "VR-1",
    "sysId": "deef3e516ce485fac5fc2283022d904",
  }
]
}

```

```

    <bundleDatabaseConnections>
      <bundleDatabaseConnection
    >
        <name>DB-conn-1</name>
    >
        <sysId>0d7f03026a964
51fbc3d7a8eecd641d5</sysId>
        </bundleDatabaseConnecti
on>
    </bundleDatabaseConnections>
    <bundleSapConnections>
      <bundleSapConnection>
        <name>SAP-conn-1</na
me>
        <sysId>0d7f03026a964
51fbc3d7a8eecd641d5</sysId>
        </bundleSapConnection>
    </bundleSapConnections>
    <bundlePeoplesoftConnections>
      <bundlePeoplesoftConnect
ion>
        <name>People-test-1</
name>
        <sysId>0d7f03026a964
51fbc3d7a8eecd641d5</sysId>
        <
/bundlePeoplesoftConnection>
    </bundlePeoplesoftConnections
>
    <bundleSnmpManagers>
      <bundleSnmpManager>
        <name>snmp-test-1</n
ame>
        <sysId>0d7f03026a964
51fbc3d7a8eecd641d5</sysId>
        </bundleSnmpManager>
    </bundleSnmpManagers>
    <bundleUniversalTemplates>
      <bundleUniversalTemplate>
        <name>univ-test-1</n
ame>
        <sysId>0d7f03026a964
51fbc3d7a8eecd641d5</sysId>
        </bundleUniversalTemplate
>
    </bundleUniversalTemplates>
  </bundle>

```

Promotion

Bundleless Promotion

	Description
URI	http://host_name/uc/resources/promote
HTTP Method	POST
Description	Promotes, without a bundle, one or more items of a specific type.
Example URI	http://localhost:8080/uc/resources/promote
Authentication	HTTP Basic
Consumes Content-Type	application/xml, application/json
Produces Content-Type	application/xml, application/json
Example Request	See Promote: XML and JSON Examples .
Request Properties	See Promote: Properties .
Example Response	See Promote: XML and JSON Examples .

Bundleless Promotion: XML and JSON Examples

Examples	XML	JSON
Example Request	<pre><promote> <itemType>Calendar</itemType> <itemNames>CAL_US,CAL_CAN</itemNames> <promotionTargetName>PT1</promotionTargetName> <excludeOnExistence>Custom Days</excludeOnExistence> <followReferences>>false</followReferences> <allowUnvTmplChanges>>false</allowUnvTmplChanges> </promote></pre>	<pre>{ "itemType": "Universal Template", "itemIds": "4e656d398d5f4ebd8d7df3210147c488", "promotionTargetId": "6330f82afab54273b9167a2b434a2424", "overrideUser": "testUser", "overridePassword": "testPassword1", "followReferences": true, "allowUnvTmplChanges": true }</pre>
Example Response	<pre><command-response> <type>promote</type> <success>>true</success> <info>Successfully promoted 2calendars and 1referenced item to promotion target "PT1".</info> <errors></errors> </command-response></pre>	<pre>{ "type": "promote", "success": true, "info": "Successfully promoted 1 universal template to promotion target \"PT1\".", "errors": "" }</pre>

Bundleless Promotion: Properties

Property	UI Field Name	Description	Specifications	Required	Mutually Exclusive With
----------	---------------	-------------	----------------	----------	-------------------------

itemType	n/a	Item type for promotion item(s).	Valid Values: One of the following (not case sensitive): <ul style="list-style-type: none"> • Trigger • Task • Calendar • Custom Day • Variable • Business Service • Credential • Agent Cluster • Virtual Resource • Script • Email Template • Email Connection • Database Connection • SAP Connection • PeopleSoft Connection • SNMP Manager • Application • Universal Template 	Y	
itemIds	n/a	IDs for promotion items.	Comma-separated list of promotion item IDs.	Y (unless itemNames is specified)	itemNames
itemNames	n/a	Names for promotion items.	Comma-separated list of promotion item names.	Y (unless itemIds is specified)	itemIds
promotionTargetId	n/a	ID of the Promotion Target.		Y (unless promotionTargetName is specified)	promotionTargetName
promotionTargetName	Promotion Target	Name of the Promotion Target.		Y (unless promotionTargetId is specified)	promotionTargetId
overrideUser	User	User name to use instead of the default User name for the Promotion Target.		Y (if overridePassword is specified)	
overridePassword	Password	User password to use instead of the default User password for the Promotion Target.		Y (if overrideUser is specified)	

excludeOnExistence	Exclude On Existence	Item types that will not be updated if they exist on the target server.	<p>Comma-separated list of excluded types.</p> <p>Valid Values:</p> <ul style="list-style-type: none"> • As String = Triggers, As Value = 1 • As String = Tasks, As Value = 2 • As String = Calendars, As Value = 4 • As String = Custom Days, As Value = 8 • As String = Variables As Value = 16 • As String = Credentials, As Value = 64 • As String = Agent Clusters, As Value = 128 • As String = Virtual Resources, As Value = 256 • As String = Scripts, As Value = 512 • As String = Email Templates, As Value = 1024 • As String = Email Connections As Value = 2048 • As String = Database Connections, As Value = 4096 • As String = SAP Connections, As Value = 8192 • As String = SNMP Managers, As Value = 16384 • As String = Applications, As Value = 32768 • As String = PeopleSoft Connections, As Value = 65536 	N	
followReferences	Follow References	Dynamically include items in the promotion that are referenced by promotion items.	<p>Valid values:</p> <ul style="list-style-type: none"> • Yes,Y,true • No,N,false (default) 	N	
allUnvTmpltChanges	Allow Universal Template Changes	Allow the promotion to contain new or changed Universal Templates.	<p>Valid values:</p> <ul style="list-style-type: none"> • Yes,Y,true • No,N,false (default) <p>Note</p>  <p>In order to promote Universal Template changes, the user must have the ops_universal_template_adminrole or the ops_adminrole.</p>	N	

Cancel a Scheduled Bundle Promotion

	Description
URI	http://host_name/uc/resources/promotion/schedule/cancel
HTTP Method	POST
Description	Cancel the scheduled promotion of a Bundle.
URI Parameters	See Cancel a Scheduled Bundle Promotion: URI Parameters , below.
Consumes Content-Type	n/a
Produces Content-Type	application/xml, application/json
Example URI	<ul style="list-style-type: none"> • http://localhost:8080/uc/resources/promotion/schedule/cancel?bundlename=BundleA&date=2018-12-10&time=10:00 • http://localhost:8080/uc/resources/promotion/schedule/cancel?bundleid=8fc4fd900804418b84af7b33eb55eb09&date=2019-11-15&time=12:00 • http://localhost:8080/uc/resources/promotion/schedule/cancel?scheduleid=1899e60df0db4152a4eefa46cf29e7d3

Example Response	See Cancel a Scheduled Bundle Promotion: XML and JSON Examples .
------------------	--

Cancel a Scheduled Bundle Promotion: URI Parameters

Parameter	Description	Specifications	Required	Mutually Exclusive With
scheduleid	UUID of the promotion schedule.		N	bundleid and bundleid
bundleid	UUID of the bundle.		N	scheduleid and bundleid
date	Date when the promotion was scheduled. Corresponds to the year, month, and day of the Scheduled Time field in a promotion schedule.	Format: yyyy-MM-dd (For example: 2018-11-14).	Y (If bundleid or scheduleid is specified)	
time	Time when the promotion was scheduled. Corresponds to the hour and minutes of the Scheduled Time field in a promotion schedule.	Format: HH:mm (For example: 22:00).	Y (If bundleid or scheduleid is specified)	

Cancel a Scheduled Bundle Promotion: XML and JSON Examples

Examples	XML	JSON
Example Response	<pre><command-response><type>schedule_promotion</type><success>>true</success><info></info><errors></errors></command-response></pre> <p>OR</p> <pre><command-response><type>schedule_promotion</type><success>>false</success><info></info><errors>The promotion schedule can only be cancelled while in a Scheduled status.</errors></command-response></pre>	<pre>{ "type": "schedule_promotion", "success": true, "info": "", "errors": "" }</pre> <p>OR</p> <pre>{ "type": "schedule_promotion", "success": false, "info": "", "errors": "The promotion schedule can only be cancelled while in a Scheduled status." }</pre>

Delete a Scheduled Bundle Promotion

	Description
URI	http://host_name/uc/resources/promotion/schedule
HTTP Method	DELETE

Description	Deleted the scheduled promotion of a Bundle.
URI Parameters	See Delete a Scheduled Bundle Promotion: URI Parameters , below.
Example URI	<ul style="list-style-type: none"> • http://localhost:8080/uc/resources/promotion/schedule?bundlename=BundleA&date=2018-12-15&time=14:30 • http://localhost:8080/uc/resources/promotion/schedule?bundleid=8fc4fd900804418b84af7b33eb55eb09&date=2018-12-15&time=17:00 • http://localhost:8080/uc/resources/promotion/schedule?scheduleid=dd1de1b27848435cb852fb8807af6a30
Example Response	<ul style="list-style-type: none"> • Status 200 Promotion schedule deleted successfully. • Status 400 One of parameters scheduleid, bundleid, or bundlename required. • Status 400 Both date, and time parameters required when bundleid, or bundlename specified. • Status 400 Unable to parse at least one of the date (yyyy-MM-dd) and time (HH:mm) parameters. • Status 403 Operation prohibited due to security constraints. • Status 403 Promotion Schedule cannot be deleted while Running. • Status 404 Unable to find bundle by the bundlename specified. • Status 404 More than one qualifying promotion schedule found. • Status 404 Unable to find qualifying promotion schedule.

Delete a Scheduled Bundle Promotion: URI Parameters

Parameter	Description	Specifications	Required	Mutually Exclusive With
scheduleid	UUID of the promotion schedule.		N	bundlename and bundleid
bundlename	Name of the bundle.		N	scheduleid and bundleid
bundleid	UUID of the bundle.		N	scheduleid and bundlename
date	Date when the promotion was scheduled. Corresponds to the year, month, and day of the Scheduled Time field in a promotion schedule.	Format: yyyy-MM-dd (For example: 2018-11-14).	Y (If bundlename or bundleid is specified)	
time	Time when the promotion was scheduled. Corresponds to the hour and minutes of the Scheduled Time field in a promotion schedule.	Format: HH:mm (For example: 22:00).	Y (If bundlename or bundleid is specified)	

Promote a Bundle or Schedule a Bundle Promotion

	Description
--	-------------


URI	http://host_name/uc/resources/bundle/promote
HTTP Method	POST
Description	Promote a Bundle or schedule the promotion of a Bundle.
Example URI	http://localhost:8080/uc/resources/bundle/promote
Authentication	HTTP Basic
Consumes Content-Type	application/xml, application/json
Produces Content-Type	application/xml, application/json
Example Request	See Schedule Bundle Promotion: XML and JSON Examples .
Request Properties	See Schedule Bundle Promotion: Properties .
Example Response	See Schedule Bundle Promotion: XML and JSON Examples .

Promote a Bundle or Schedule a Bundle Promotion: XML and JSON Examples

Examples	XML	JSON
Example Request	<pre><bundle-promote><id>a17c53a4975d4df59ddf4e6f1fb0b111</id><promotionTargetName>testTarget</promotionTargetName><overrideUser>testUser</overrideUser><overridePassword>testPassword</overridePassword><allowUnvTplmtChanges>true</allowUnvTplmtChanges><schedule>true</schedule><createSnapshot>true</createSnapshot><date>2015-10-31</date><time>22:00</time><notificationOption>operation success</notificationOption></bundle-promote></pre>	<pre>{ "id": "1bd5a9ae80714523a858633df3c515bf", "promotionTargetName": "testTarget", "overrideUser": "testUser", "overridePassword": "testPassword1", "allowUnvTplmtChanges": true, "schedule": true, "createSnapshot": true, "date": "2018-01-04", "time": "23:00", "notificationOption": "operation success" }</pre>
Example Response	<pre><command-response><type>schedule_promotion</type><success>true</success><info>Successfully scheduled the promotion of bundle "test" to promotion target "testTarget" for 2015-10-31 22:00:00 -0600.</info><errors /></command-response></pre>	<pre>{ "type": "schedule_promotion", "success": true, "info": "Successfully scheduled the promotion of bundle "abc" to promotion target "testTarget" for 2018-01-04 23:00:00 -0600.", "errors": "" }</pre>

Promote a Bundle or Schedule a Bundle Promotion: Properties

Property	UI Field Name	Description	Specifications	Required	Mutually Exclusive With

allowUnvTmpl tChanges	Allow Universal Template Changes	Allow the promotion to contain new or changed Universal Templates.	Valid values: <ul style="list-style-type: none"> • Yes,Y,true • No,N,false Note  In order to promote Universal Template changes, the user must have the ops_universal_template_admin role or the ops_admin role.	N	
createSnapsh ot	Create Snapshot	Schedule the Bundle promotion using the current Bundle records.	Valid values: <ul style="list-style-type: none"> • Yes,Y,true • No,N,false 	N	
date	Date	Date on which to promote the Bundle.		Y (if <code>schedule</code> is Yes,Y,true); format is <code>yyyy-MM-dd</code> .	
id	n/a	32-character sysid of the Bundle to be promoted.		Y (unless name is specified)	name
name	Bundle Name	Name of the Bundle to be promoted.		Y (unless id is specified)	id
notification Option	System Notification	System Notification to send on success and/or failure of the promotion.	Valid values (not case sensitive): <ul style="list-style-type: none"> • operation Failure (default) • operation success/failure • operation success 	N	
overridePass word	Password	User password to use instead of the default User password for the promotion target.		Y (if <code>overrideU ser</code> is specified)	
overrideUser	User	User name to use instead of the default User name for the promotion target.		Y (if <code>overrideP assword</code> is specified)	
promotionTar getId	n/a	ID of the Controller cluster node on which to promote the Bundle.	Default is the Default Promotion Target of the specified Bundle.	N	promotionTarg etName
promotionTar getName	Promotion Target	Name of the Controller cluster node on which to promote the Bundle.	Default is the Default Promotion Target of the specified Bundle.	N	promotionTarg etId
schedule	Schedule	Indication of whether or not to schedule a Bundle promotion.	Valid values <ul style="list-style-type: none"> • Yes,Y,true • No,N,false. 	Y	
time	Time	Time on which to promote the Bundle.	Default is 00:00.	N	

Create a Promotion Target

	Description
URI	<ul style="list-style-type: none"> http://host_name/uc/resources/promotionTarget http://host_name/uc/resources/promotiontarget
HTTP Method	POST
Description	Creates a Promotion Target .
Example URI	http://localhost:8080/uc/resources/promotionTarget
Authentication	HTTP Basic
Consumes Content-Type	application/xml, application/json
Produces Content-Type	n/a
Example Request	See Create a Promotion Target: Example Request , below.
Properties	See Promotion Target Properties .
Example Response	<ul style="list-style-type: none"> Status 200 /OK Successfully created the promotion target with sysId 0b6e87e4aa4a410eb1b5875d8fe40985.

Create a Promotion Target: Example Request

Note




All of the mapping agents will be automatically mapped when you execute the Refresh Target Agent command, so the mapping agents included in the request will be ignored.

Examples	XML	JSON
----------	-----	------

<p>Example Request</p>	<pre><?xml version="1.0" encoding="UTF-8" standalone="yes"?><promotionTarget retainSysIds="true"><agentMappings/><name>test</name><description/><opswiseGroups><opswiseGroup>bus-1</opswiseGroup><opswiseGroup>bus-2</opswiseGroup></opswiseGroups><password>*****</password><sysId>ed76d6c78f06402d882e155bfd42b98f</sysId><uri>http://localhost:7070/uc</uri><user>ops.admin</user></promotionTarget></pre>	<pre>{ "agentMappings": [], "description": null, "name": "test", "opswiseGroups": ["bus-1", "bus-2"], "password": "*****", "retainSysIds": true, "sysId": "ed76d6c78f06402d882e155bfd42b98f", "uri": "http://localhost:7070/uc", "user": "ops.admin" }</pre>
------------------------	---	--

Promotion Target Properties

Property	UI Field Name	Description	Specifications	Required
agentMappings	n/a	List of agentMapping details associated with the Controller	agentMapping details	N
description	Description	Promotion Target description	String value of description	N
name	Name	Name for this Promotion Target.	String value of the promotion target name	Y
opswiseGroups	Member Of Business Services	List of Business Services that this task belongs to	String value	N
password	Password	Login password on the target cluster node of Universal Controller.	String value of password	N
retainSysIds	n/a	<p>Specification for whether or not the Create a Promotion Target web service will persist the <code>sysId</code> property.</p> <ul style="list-style-type: none"> If <code>retainSysIds="true"</code> and <code>sysId</code> is included in the request/response, <code>sysId</code> will be persisted to the database. If <code>retainSysIds="false"</code> and <code>sysId</code> is included in the request/response, <code>sysId</code> will be ignored; it will be autogenerated by the Controller. <p>Note  In XML web services, <code>retainSysIds</code> is specified as an attribute in the <code><script></code> element.</p>	Valid values: true/false (default is true).	N
sourceAgents	Source Agent	List of source agent names.	List of source agent names.	N
sysId	n/a	System ID field in the database for this Prommation Target record.	Persisted only if <code>retainSysIds</code> is set to true.	N
targetAgent	Target Agent	Target agent name.	String value of the target agent name.	Y
type	Type	Agent type.	String value of agent type. (For example, Windows)	Y
uri	URI	Uniform Resource Identifier (URI) used to locate the Promotion Target cluster node.	String value uri.	Y
user	User	Login ID on the target cluster node of Universal Controller.	String value of user.	N

Modify a Promotion Target

Modify a Promotion Target is used for updating the promotion target details and source agent details of the mapping agent details.

You can map multiple source agents to a specific target agent, but you cannot add the same source agents for more than one target agent.

	Description
URI	<ul style="list-style-type: none"> http://host_name/uc/resources/promotionTarget http://host_name/uc/resources/promotiontarget
HTTP Method	PUT
Description	Updates a Promotion Target .
Example URI	http://localhost:8080/uc/resources/promotionTarget
Authentication	HTTP Basic
Consumes Content-Type	application/xml, application/json
Produces Content-Type	n/a
Example Request	See Modify a Promotion Target: Example Request , below.
Properties	See Promotion Target Properties .
Example Response	<ul style="list-style-type: none"> Status 200 /OK Successfully updated the promotion target with sysId 0b6e87e4aa4a410eb1b5875d8fe40985.

Modify a Promotion Target: Example Request

Examples	XML	JSON
----------	-----	------

<p>Example Request</p>	<pre><?xml version="1.0" encoding="UTF-8" standalone="yes"?><promotionTarget retainSysIds="true"><agentMappings> <agentMapping><sourceAgents><sourceAgent>SBUS30 - AGNT0005</sourceAgent></sourceAgents> </agentMapping><targetAgent>SBUS30 - AGNT0005</targetAgent><type>Windows</type></agentMapping> </agentMappings> <name>test</name> </description/> <opswiseGroups> <opswiseGroup>bus-1</opswiseGroup> <opswiseGroup>bus-2</opswiseGroup> </opswiseGroups> <password>*****</password> <sysId>ed76d6c78f06402d882e155bfd42b98f</sysId> <uri>http://localhost:7070/uc</uri> <user>ops.admin</user> </promotionTarget></pre>	<pre>{ "agentMappings": [{ "sourceAgents": ["SBUS30 - AGNT0005"], "targetAgent": "SBUS30 - AGNT0005", "type": "Windows" }], "description": null, "name": "test", "opswiseGroups": ["bus-1", "bus-2"], "password": "*****", "retainSysIds": true, "sysId": "ed76d6c78f06402d882e155bfd42b98f", "uri": "http://localhost:7070/uc", "user": "ops.admin" }</pre>
-------------------------------	--	--

List Promotion Targets

List Promotion Targets allows the retrieval of promotion target details based on provided search criteria.

	Description
URI	http://host_name/uc/resources/promotionTarget/list
HTTP Method	GET
Description	Retrieve Promotion Target details.
URI Parameters	See List Promotion Targets: URI Parameters , below.
Example URI	http://localhost:8080/uc/resources/promotionTarget/list?targetname=test http://localhost:8080/uc/resources/promotionTarget/list?targetname=* http://localhost:8080/uc/resources/promotionTarget/list?targetname=local&businessServices=bus-1,bus-2
Authentication	HTTP Basic
Consumes Content-Type	n/a
Produces Content-Type	application/xml, application/json
Example Response	See List Promotion Targets: Example Response , below.
Response Properties	See Promotion Target Properties .

List Promotion Targets: URI Parameters

Property	UI Field Name	Description	Specifications	Required
targetname	N/A	Request parameter targetname	String value of the target name. Wildcards are supported.	N
businessServices	N/A	Request parameter businessServices.	String value of the business service	N

List Promotion Targets: Example Response

Examples	XML	JSON
Example Response	<pre><?xml version="1.0" encoding="UTF-8" standalone="yes"?> <promotionTargets><promotionTarget retainSysIds="true">< agentMappings> <agentMapping><sourceAgents><sourceAgent>SBUS30 - AGNT0005</sourceAgent></sourceAgents><targetAgent>SBUS 30 - AGNT0005</targetAgent><type>Windows</type>< /agentMapping> <agentMappings> <name>test</name> <description/> <opswiseGroups> <opswiseGroup>bus-1</opswiseGroup> <opswiseGroup>bus-2</opswiseGroup> </opswiseGroups> <password>*****</password> <sysId>ed76d6c78f06402d882e155bfd42b98f</sysId> <uri>http://localhost:7070/uc</uri> <user>ops.admin</user> </promotionTarget> <promotionTarget retainSysIds="true"><agentMappings /> <name>test</name> <description/> <opswiseGroups> <opswiseGroup>bus-1</opswiseGroup> <opswiseGroup>bus-2</opswiseGroup> </opswiseGroups> <password>*****</password> <sysId>ed76d6c78f06402d882e155bfd42b98f</sysId> <uri>http://localhost:7070/uc</uri> <user>ops.admin</user> </promotionTarget> </promotionTargets></pre>	<pre>{ "agentMappings": [{ "sourceAgents": ["SBUS30 - AGNT0005"], "targetAgent": "SBUS30 - AGNT0005", "type": "Windows" }, { "description": null, "name": "test", "opswiseGroups": ["bus-1", "bus-2"], "password": "*****", "retainSysIds": true, "sysId": "ed76d6c78f06402d882e155bfd42b98f", "uri": "http://localhost:7070/uc", "user": "ops.admin" }, { "agentMappings": [], "description": null, "name": "test", "opswiseGroups": ["bus-2"], "password": "*****", "retainSysIds": true, "sysId": "ed76d6c78f06402d882e155bfd42b98f", "uri": "http://localhost:7070/uc", "user": "ops.admin" }] }</pre>

Delete a Promotion Target

Delete a Promotion Target allows the deletion of a specified promotion target.

	Description
URI	http://host_name/uc/resources/promotionTarget/ http://host_name/uc/resources/promotiontarget/
HTTP Method	DELETE
Description	Delete a specified Promotion Target .
URI Parameters	See Delete a Promotion Target: URI Parameters , below.
Example URI	http://localhost:8080/uc/resources/promotionTarget?targetname=test http://localhost:8080/uc/resources/promotionTarget?targetid=ed76d6c78f06402d882e155bfd42b98f
Authentication	HTTP Basic
Consumes Content-Type	n/a
Produces Content-Type	text/plain
Properties	See Promotion Target Properties .
Example Response	<ul style="list-style-type: none"> Status 200 /OK Promotion target deleted successfully.

Delete Promotion Target: URI Parameters

Property	UI Field Name	Description	Specifications	Required	Mutually Exclusive
targetname	n/a	Request parameter targetname.	String value of the promotion target name	Y (unless targetid is specified)	targetid
targetid	n/a	Request parameter targetid.	String value of the promotion target sysId	Y (unless targetname is specified)	targetname

Read a Promotion Target

Read a Promotion Target allows the reading of promotion target details based on a specified targetid or targetname.

	Description
--	-------------

URI	http://host_name/uc/resources/promotionTarget/ http://host_name/uc/resources/promotiontarget/
HTTP Method	GET
Description	Retrieve a specified Promotion Target details.
URI Parameters	See Read a Promotion Target: URI Parameters , below.
Example URI	http://localhost:8080/uc/resources/promotionTarget?targetname=test http://localhost:8080/uc/resources/promotionTarget?targetid=ed76d6c78f06402d882e155bfd42b98f
Authentication	HTTP Basic
Consumes Content-Type	n/a
Produces Content-Type	application/xml, application/json
Example Response	See Read a Promotion Target: Example Response , below.
Response Properties	See Promotion Target Properties .

Read a Promotion Target: URI Parameters

Property	UI Field Name	Description	Specifications	Required	Mutually Exclusive
targetname	n/a	Request parameter targetname.	String value of the promotion target name	Y (unless targetid is specified)	targetid
targetid	n/a	Request parameter targetid.	String value of the promotion target sysId	Y (unless targetname is specified)	targetname

Read a Promotion Target: Example Response

Examples	XML	JSON
-----------------	------------	-------------

Example Request	<pre><?xml version="1.0" encoding="UTF-8" standalone="yes"?><promotionTarget retainSysIds="true"><agentMappings> <agentMapping><sourceAgents><sourceAgent>SBUS30 - AGNT0005</sourceAgent></sourceAgents> </agentMapping><targetAgent>SBUS30 - AGNT0005</targetAgent><type>Windows</type></agentMapping> </agentMappings> <name>test</name> </description> <opswiseGroups> <opswiseGroup>bus-1</opswiseGroup> <opswiseGroup>bus-2</opswiseGroup> </opswiseGroups> <password>*****</password> <sysId>ed76d6c78f06402d882e155bfd42b98f</sysId> <uri>http://localhost:7070/uc</uri> <user>ops.admin</user> </promotionTarget></pre>	<pre>{ "agentMappings": [{ "sourceAgents": ["SBUS30 - AGNT0005"], "targetAgent": "SBUS30 - AGNT0005", "type": "Windows" }], "description": null, "name": "test", "opswiseGroups": ["bus-1", "bus-2"], "password": "*****", "retainSysIds": true, "sysId": "ed76d6c78f06402d882e155bfd42b98f", "uri": "http://localhost:7070/uc", "user": "ops.admin" }</pre>
------------------------	---	--

Refresh Target Agents

Refresh Promotion Target Agents allows the refreshing of the target Controller agents mapped to the promotion target.

	Description
URI	http://host_name/uc/resources/promotionTarget/refreshTargetAgents http://host_name/uc/resources/promotiontarget/refreshTargetAgents
HTTP Method	POST
Description	Refresh the target agents for a specified Promotion Target .
URI Parameters	See Refresh Target Agents: URI Parameters , below.
Example URI	http://localhost:8080/uc/resources/promotionTarget?targetname=test http://localhost:8080/uc/resources/promotionTarget?targetid=ed76d6c78f06402d882e155bfd42b98f
Authentication	HTTP Basic
Consumes Content-Type	n/a
Produces Content-Type	application/xml, application/json
Example Response	Successfully refreshed target agents for test-1

Refresh Target Agents: URI Parameters

Property	Description	Specifications	Required	Mutually Exclusive
targetname	Name for this Promotion Target.	String value of the promotion target name passed as query parameter.	Y (unless targetid is specified)	targetid
targetid	Promotion Target sysId.	String value of the promotion target sysId passed as query parameter.	Y (unless targetname is specified)	targetname
username	Override Login ID on the target cluster node of Universal Controller.	String value of user, passed as request body.	N	
password	Override Login password on the target cluster node of Universal Controller.	String value of password, passed as request body.	N	

Refresh Target Agents: Example Request

Examples	XML	JSON
Example Request	<pre><overrideUser><username>test-1</username><password>test</password></overrideUser></pre>	<pre>{ "password": "1234", "username": "ops.admin" }</pre>

Business Service Web Services

- [Overview](#)
- [Create a Business Service](#)
- [Delete a Business Service](#)
- [List Business Services](#)
- [Modify a Business Service](#)
- [Read a Business Service](#)

Overview

Universal Controller supports the following RESTful-based web services for Business Service operations, which are listed alphabetically on this page.

- [Create a Business Service](#)
- [Delete a Business Service](#)
- [List Business Services](#)
- [Modify a Business Service](#)
- [Read a Business Service](#)

Formatting specifications for each web service, including details about property requirements, are provided.

Create a Business Service

	Description
URI	http://host_name/uc/resources/businessservice
HTTP Method	POST
Description	Creates a Business Service .
Example URI	http://localhost:8080/uc/resources/businessservice
Consumes Content-Type	application/xml, application/json
Produces Content-Type	n/a
Example Request	See Create a Business Service: Example Request , below.
Business Service Properties	See Business Service Properties , below.
Example Response	<ul style="list-style-type: none"> • Status 200 /OK Successfully created the Business Service with sysId {sysId}.

Create a Business Service: Example Request

XML Request	JSON Request
<pre><businessService retainSysIds="true"><description>1</description><name>test</name><sysId>e3a0d7b81f904c8fa4ae55cde6d58665</sysId></businessService></pre>	<pre>{ "description": 1, "name": "test", "retainSysIds": true, "sysId": "e3a0d7b81f904c8fa4ae55cde6d58665" }</pre>

Business Service: Properties

Property	UI Field Name	Description	Specifications	Required
description	Description	User-defined; description of this record.		N
name	Name	Name used within the Controller to identify this Business Service.	Maximum 40 alphanumerics.	Y
retainSysIds	n/a	Specification for whether or not the Create a Business Service web service will persist the <code>sysId</code> property. <ul style="list-style-type: none"> If <code>retainSysIds="true"</code> and <code>sysId</code> is included in the request/response, <code>sysId</code> will be persisted to the database. If <code>retainSysIds="false"</code> and <code>sysId</code> is included in the request/response, <code>sysId</code> will be ignored; it will be autogenerated by the Controller. <p>Note</p> <p>In XML web services, <code>retainSysIds</code> is specified as an attribute in the <code><businessService></code> element.</p>	Valid values: true/false (default is true).	N
sysId	n/a	System ID field in the database for this Business Service record.	Persisted only if <code>retainSysIds</code> is set to true.	N

Delete a Business Service

	Description
URI	http://host_name/uc/resources/businessservice
HTTP Method	DELETE
Description	Deletes a Business Service.
URI Parameters	See Delete a Business Service: URI Parameters , below.
Example URI	http://localhost:8080/uc/resources/businessservice?buserviceid=77171434c0a801c9016d5b2b5d17ddee
Example Response	<ul style="list-style-type: none"> Status 200 /OK Business Service deleted successfully. Status 400 /Bad Request Mutual exclusion violation. Cannot specify <code>buservicename</code> and <code>buserviceid</code> at the same time. Status 404 /Not Found A business service with {name/id} "test" does not exist.

Delete a Business Service: URI Parameters

Parameter	Description	Specifications	Required	Mutually Exclusive With
busserviceid	ID used within the Controller to identify this Business Service.	String; URI parameter.	Y (unless busservicename is specified)	busservicename
busservicename	Name used within the Controller to identify this Business Service.	String; URI parameter.	Y (unless busserviceid is specified)	busserviceid

List Business Services

	Description
URI	http://host_name/uc/resources/businessservice/list
HTTP Method	GET
Description	Retrieves information on all Business Services.
Example URI	http://localhost:8080/uc/resources/businessservice/list
Authentication	HTTP Basic
Consumes Content-Type	n/a
Produces Content-Type	application/xml, application/json
Example Response	See List Business Services: Example Response , below.
Response Properties	See Business Service Properties .

List Business Services: Example Response

XML Request	JSON Request
-------------	--------------


```

<businessServices><businessService version="1"><description /><name>bus service 1</name><sysId>639d90bf8b61479191f46b1e524ac916</sysId></businessService><businessService version="4"><description/><name>bus service 2</name><sysId>0ff4a7bafa0441a9b1a57b6451344ab6</sysId></businessService><businessService version="1"><description/><name>bus service 3</name><sysId>2822fa2848de438c97167bfa1d7a633c</sysId></businessService><businessService version="1"><description/><name>bus service 4</name><sysId>ff4b77d628ae4bc78c78f383bf1265b0</sysId></businessService></businessServices>
    [
    {
      "description": null,
      "name": "bus service 1",
      "sysId":
      "639d90bf8b61479191f46b1e524ac916",
      "version": 1
    },
    {
      "description": null,
      "name": "bus service 2",
      "sysId":
      "0ff4a7bafa0441a9b1a57b6451344ab6",
      "version": 4
    },
    {
      "description": null,
      "name": "bus service 3",
      "sysId":
      "2822fa2848de438c97167bfa1d7a633c",
      "version": 1
    },
    {
      "description": null,
      "name": "bus service 4",
      "sysId":
      "ff4b77d628ae4bc78c78f383bf1265b0",
      "version": 1
    }
    ]
    
```

Modify a Business Service

	Description
URI	http://host_name/uc/resources/businessservice
HTTP Method	PUT
Description	Modifies the Business Service specified by the <code>sysId</code> .
Example URI	http://localhost:8080/uc/resources/businessservice
Consumes Content-Type	application/xml, application/json
Produces Content-Type	n/a
Example Request	See Modify a Business Service: Example Request , below.
Business Service Properties	See Business Service Properties .
Example Response	<ul style="list-style-type: none"> Status 200 /OK Successfully updated the business service with <code>sysId</code> <sysId> to version <version>.

Modify a Business Service: Example Request

XML Request	JSON Request
<pre><businessService><description>1</description><name>test</name><sysId>e3a0d7b81f904c8fa4ae55cde6d58665</sysId></businessService></pre>	<pre>{ "description": 1, "name": "test", "sysId": "e3a0d7b81f904c8fa4ae55cde6d58665" }</pre>

Read a Business Service

URI	http://host_name/uc/resources/businessservice
HTTP Method	GET
Description	Retrieves information on a specific Business Service.
URI Parameters	See Read a Business Service: URI Parameters , below.
Example URI	<ul style="list-style-type: none"> http://localhost:8080/uc/resources/businessservice?busservicename=test http://localhost:8080/uc/resources/businessservice?busserviceid=f87848b00a0001037f43e7c81c8ec969
Consumes Content-Type	n/a
Produces Content-Type	application/xml, application/json
Example Response	See Read a Business Service: Example Response , below.
Business Service Properties	See Business Service Properties .

Read a Business Service: URI Parameters

Parameter	Description	Specifications	Required	Mutually Exclusive With
busserviceid	ID used within the Controller to identify this Business Service.	String; URI parameter.	Y (unless busservicename is specified)	busservicename
busservicename	Name used within the Controller to identify this Business Service.	String; URI parameter.	Y (unless busserviceid is specified)	busserviceid

Read a Business Service: Example Response

XML Response	JSON Response
--------------	---------------

<pre><businessService retainSysIds=" true" version="1"><description>1</ description><name>test</name><sysId >e3a0d7b81f904c8fa4ae55cde6d58665</ sysId></businessService></pre>	<pre>{ "description": 1, "name": "test", "retainSysIds": true, "sysId": "e3a0d7b81f904c8fa4ae55cde6d58665", "version": 1 }</pre>
--	--

Calendar Web Services

- [Overview](#)
- [Add an Existing Custom Day to a Calendar](#)
 - [Add an Existing Custom Day to a Calendar: URI Parameters](#)
- [Create a Calendar](#)
 - [Create a Calendar: Example Request](#)
 - [Create a Calendar: Calendar Properties](#)
 - [Create a Calendar: Custom Day Properties](#)
 - [Create a Calendar: Local Custom Day Properties](#)
- [Delete a Calendar](#)
 - [Delete a Calendar: URI Parameters](#)
- [List Calendars](#)
 - [List Calendars: Example Response](#)
- [List Local Custom Day Qualifying Dates](#)
 - [List Local Custom Day Qualifying Dates: URI Parameters](#)
 - [List Local Custom Day Qualifying Dates: Example Response](#)
- [List Local Custom Day Qualifying Periods](#)
 - [List Local Custom Day Qualifying Periods: Example Response](#)
 - [List Custom Day Qualifying Periods: URI Parameters](#)
- [Modify a Calendar](#)
 - [Modify a Calendar: Example Request](#)
- [Read a Calendar](#)
 - [Read a Calendar: URI Parameters](#)
 - [Read a Calendar: Example Response](#)
- [Read All Custom Days of a Calendar](#)
 - [Read All Custom Days of a Calendar: URI Parameters](#)
 - [Read All Custom Days of a Calendar: Example Response](#)
 - [Read All Custom Days of a Calendar: Properties](#)
- [Remove a Custom Day from a Calendar](#)
 - [Remove a Custom Day from a Calendar: URI Parameters](#)


Overview

Universal Controller supports the following RESTful-based web services for Calendar operations, which are listed alphabetically on this page.

- [Add an Existing Custom Day to a Calendar](#)
- [Create a Calendar](#)
- [Delete a Calendar](#)
- [List Calendars](#)
- [List Local Custom Day Qualifying Dates](#)
- [List Local Custom Day Qualifying Periods](#)
- [Modify a Calendar](#)
- [Read a Calendar](#)
- [Read All Custom Days of a Calendar](#)
- [Remove a Custom Day from a Calendar](#)

Formatting specifications for each web service, including details about parameter requirements, are provided.

Note

 You can create and modify a Calendar that contains one or more global [Custom Days](#) only if the [Custom Day Global Permitted](#) Universal Controller system property is set to **true**.

Add an Existing Custom Day to a Calendar

	Description
URI	http://host_name/uc/resources/calendar/customdays
HTTP Method	POST
Description	Adds the specified Custom Day to the specified Calendar .
URI Parameters	See Add an Existing Custom Day to a Calendar: URI Parameters , below.
Example URI	http://localhost:8080/uc/resources/calendar/customdays?calendarname=test&customdayid=sfsdffs123456dfhkjhk
Example Response	<ul style="list-style-type: none"> • Status 200 /OK Custom day <customDay> successfully added to the calendar <calendar>. • Status 400 /Bad Request Calendar <calendarName> doesn't exist. • Status 400 /Bad Request Custom Day <customDay> is already in the Calendar <calendarName>.

Add an Existing Custom Day to a Calendar: URI Parameters

Name	Description	Specifications	Required	Mutually Exclusive With
calendarid	Unique ID for the Calendar.		Y (unless calendarname is specified)	calendarname
calendarname	Name used within the Controller to identify the Calendar.	Maximum 40 alphanumerics.	Y (unless calendarid is specified)	calendarid
customdayid	Unique ID for the Custom Day.		Y (unless customdayname is specified)	customdayname
customdayname	Name used within the Controller to identify the Custom Day.	Maximum 40 alphanumerics.	Y (unless customdayid is specified)	customdayid

Create a Calendar

	Description
URI	http://host_name/uc/resources/calendar

HTTP Method	POST
Description	Creates a new Calendar .
Example URI	http://localhost:8080/uc/resources/calendar
Consumes Content-Type	application/xml, application/json
Produces Content-Type	n/a
Example Request	See Create a Calendar: Example Request , below.
Calendar Properties	See Create a Calendar: Calendar Properties .
Custom Day Properties	See Create a Calendar: Custom Day Properties .
Local Custom Day Properties	See Create a Calendar: Local Custom Day Properties .
Example Response	<ul style="list-style-type: none"> Status 200 /OK Successfully created the calendar with sysId <sysId>.

Create a Calendar: Example Request

XML Request	JSON Request
--------------------	---------------------

```
<calendar retainSysIds="true"><businessDays>Monday,Tuesday,Wednesday,Thursday,Friday</businessDays><customDays><customDay><name>uc - Christmas</name><sysId>daf16d70c0a801650040c4d58a3feebd</sysId></customDay><customDay><name>uc - Flag Day</name><sysId>daf16d8fc0a801650040c4d54b2432fb</sysId></customDay></customDays><comments>American Calendar</comments><firstDayOfWeek>Sunday</firstDayOfWeek><localCustomDays><localCustomDay><adjustment>None</adjustment><adjustmentAmount>1</adjustmentAmount><adjustmentType>Day</adjustmentType><category>Holiday</category><comments /><ctype>Single Date</ctype><date>2017-08-23</date><dateList /><day>1</day><dayofweek>Sun</dayofweek><month>Jan</month><name>local custom day</name><observedRules /><relfreq>1st</relfreq><sysId>616ec15e7a5e40dbaae421e3688a25e5</sysId></localCustomDay></localCustomDays><name>uc - American Calendar</name><opswiseGroups /><sysId>da24b953c0a8016501fbcbl8464d8328</sysId></calendar>
```

```
{
  "businessDays": {
    "value": "Monday,Tuesday,Wednesday,Thursday,Friday"
  },
  "comments": "American Calendar",
  "customDays": [
    {
      "name": "uc - Christmas",
      "sysId": "daf16d70c0a801650040c4d58a3feebd"
    },
    {
      "name": "uc - Flag Day",
      "sysId": "daf16d8fc0a801650040c4d54b2432fb"
    }
  ],
  "firstDayOfWeek": "Sunday",
  "localCustomDays": [
    {
      "adjustment": "None",
      "adjustmentAmount": 1,
      "adjustmentType": "Day",
      "category": "Holiday",
      "comments": null,
      "ctype": "Single Date",
      "date": "2017-08-23",
      "dateList": [],
      "day": 1,
      "dayofweek": "Sun",
      "month": "Jan",
      "name": "local custom day",
      "observedRules": [],
      "relfreq": "1st",
      "sysId": "616ec15e7a5e40dbaae421e3688a25e5"
    }
  ],
  "name": "uc - American Calendar",
  "opswiseGroups": [],
  "retainSysIds": true,
  "sysId": "da24b953c0a8016501fbcbl8464d8328"
}
```

Create a Calendar: Calendar Properties

Property	UI Field Name	Description	Specifications	Required
----------	---------------	-------------	----------------	----------

businessDays	Business Days	Comma-separated list of days.	<p>Valid values:</p> <ul style="list-style-type: none"> • Sunday • Monday • Tuesday • Wednesday • Thursday • Friday • Saturday <p>Optional: useDefaultIfBlank attribute. Boolean; Valid values: true/false.</p> <ul style="list-style-type: none"> • If businessDays is blank or is not specified in the Request, businessDays defaults to Monday,Tuesday,Wednesday,Thursday,Friday. To disable this behavior, set useDefaultIfBlank to false. That is, to set businessDays to blank when a calendar contains "Business Day" Custom Day(s), specify: <code><businessDays useDefaultIfBlank="false"></businessDays></code>. • If businessDays is blank and the useDefaultIfBlank attribute is not included in the Request (<code><businessDays /></code>), businessDays defaults to Monday,Tuesday,Wednesday,Thursday,Friday. • If businessDays is not blank, useDefaultIfBlank is ignored. • If useDefaultIfBlank is set to true (<code><businessDays useDefaultIfBlank="true"></businessDays></code>), businessDays defaults to Monday,Tuesday,Wednesday,Thursday,Friday. • If useDefaultIfBlank is set to false (<code><businessDays useDefaultIfBlank="false"></businessDays></code>), business days are not set. <p>The Read a Calendar web service will return useDefaultIfBlank only if businessDays is empty; useDefaultIfBlank will be set to false.</p>	N
comments	Description	User-defined; description for the calendar.		N
excludeRelated	n/a	Specification for whether or not to exclude related records (Custom Days, Local Custom Days) from an update, even if they are provided in the request.	Valid values: true/false (default is false).	N
firstDayOfWeek	First Day Of Week	Day that is considered the start of the week.	<p>Valid values:</p> <ul style="list-style-type: none"> • Sunday • Monday • Tuesday • Wednesday • Thursday • Friday • Saturday 	N
name	Name	Name used within the Controller to identify this calendar.	Maximum 40 alphanumerics.	Y

opwiseGroups	Member of Business Services	<p>List of Business Services:</p> <p>XML</p> <pre><opwiseGroups><opwiseGroup>test</opwiseGroup></opwiseGroups></pre> <p>JSON</p> <pre>"opwiseGroups": ["test"]</pre>		N
retainSysIds	n/a	<p>Specification for whether or not the Create a Calendar web service will persist the sysId property.</p> <ul style="list-style-type: none"> • If retainSysIds="true" and <code>sysId</code> is included in the request/response, <code>sysId</code> will be persisted to the database. • If retainSysIds="false" and <code>sysId</code> is included in the request/response, <code>sysId</code> will be ignored; it will be autogenerated by the Controller. <p>Note  In XML web services, <code>retainSysIds</code> is specified as an attribute in the <code><calendar></code> element.</p>	Valid values: true/false (default is true).	N
sysId	n/a	System ID field in the database for this Calendar record.	Persisted only if retainSysIds is set to true.	N

Create a Calendar: Custom Day Properties

Property	UI Field Name	Description	Specifications	Required
name	Name	Name used within the Controller to identify this Custom Day.	Maximum 40 alphanumeric.	Y
sysId	n/a	sysId of the Calendar-to-Custom Day relationship.		N

Create a Calendar: Local Custom Day Properties

Property	UI Field Name	Description	Specifications	Required	Mutually Exclusive With
adjustment	Adjustment	If ctype is Relative Repeating Date (1); Adjustment for the repeating date.	Valid values: <ul style="list-style-type: none"> As String = None, As Value = 0 As String = Less, As Value = 1 As String = Plus, As Value = 2 Default is None (0).	N	
adjustmentAmount	Adjustment Amount	If adjustment is Less (1) or Plus (2); Amount (number of days) of the adjustment to be made.	Default is 1.	N	
adjustmentType	Adjustment Type	If adjustment is Less (1) or Plus (2); Type of day on which to make the adjustment.	Valid values: <ul style="list-style-type: none"> As String = Day, As Value = 1 As String = Business Day, As Value = 2 Default is Day (1).	N	
category	Category	Category of this Local Custom Day.	Valid values: <ul style="list-style-type: none"> As String = Day, As Value = 1 As String = Business Day, As Value = 2 As String = Holiday, As Value = 3 As String = Period, As Value = 4 Default is Day (1).	N	
comments	Description	Description of this Local Custom Day.		N	
ctype	Type	Type of this Local Custom Day.	Valid values: <ul style="list-style-type: none"> As String = Single Date, As Value = 0 As String = Relative Repeating Date, As Value = 1 As String = Absolute Repeating Date, As Value = 2 As String = List of Dates, As Value = 3 Default is Single Date (0).	N	
date	Date	Specific date for this Local Custom Day	Format: yyyy-mm-dd.	Y (if ctype = Single Date.)	datelist

dateList	Dates	Multiple specific dates for this Local Custom Day.	<p>XML</p> <pre><dateList><date>2017-12-13</date><date>2017-12-14</date></dateList></pre> <p>JSON</p> <pre>"dateList": ["2017-12-13", "2017-12-14"],</pre>	Y (if ctype is List of Dates.)	date
day	Day	Day of the month.	Integer; Valid values: 1-31.	Y (if ctype is Absolute Repeating Date)	
dayofweek	Day Of Week	Day of the week.	<p>Valid values:</p> <ul style="list-style-type: none"> • As String = Sun, As Value = 1 • As String = Mon, As Value = 2 • As String = Tue, As Value = 3 • As String = Wed, As Value = 4 • As String = Thu, As Value = 5 • As String = Fri, As Value = 6 • As String = Sat, As Value = 7 <p>Default is Mon (2).</p>	Y (if ctype is Relative Repeating Date)	

month	Month	Month of the year.	<p>Valid values:</p> <ul style="list-style-type: none"> • As String = Jan, As Value = 0 • As String = Feb, As Value = 1 • As String = Mar, As Value = 2 • As String = Apr, As Value = 3 • As String = May, As Value = 4 • As String = Jun, As Value = 5 • As String = Jul, As Value = 6 • As String = Aug, As Value = 7 • As String = Sep, As Value = 8 • As String = Oct, As Value = 9 • As String = Nov, As Value = 10 • As String = Dec, As Value = 11 • As String = ALL, As Value = 12 <p>Default is Jan (0).</p>	Y (if ctype is Relative Repeating Date or Absolute Repeating Date)	
name	Name	Name of this Local Custom Day.		Y	
observedRules	Observed Rules	<p>If category is Holiday (3) and ctype is Relative Repeating Date (1) or Absolute Repeating Date (2); Rules for when the holiday will be observed.</p> <p>XML</p> <pre><observedRules><observedRule><actualDayOfWeek>Sat</actualDayOfWeek><observedDayOfWeek>Fri</observedDayOfWeek></observedRule><observedRule><actualDayOfWeek>Sun</actualDayOfWeek><observedDayOfWeek>Mon</observedDayOfWeek></observedRule></observedRules></pre> <p>JSON</p> <pre>"observedRules" : [{ "actualDayOfWeek" : "Sat", "observedDayOfWeek" : "Fri" }, { "actualDayOfWeek" : "Sun", "observedDayOfWeek" : "Mon" }]</pre>	<p>Valid day of week values:</p> <ul style="list-style-type: none"> • Sun, Mon, Tue, Wed, Thu, Fri, Sat 	N	

relfreq	When	Occurrence of this day in the month.	<p>Valid values:</p> <ul style="list-style-type: none"> As String = 1st, As Value = 1 As String = 2nd, As Value = 2 As String = 3rd, As Value = 3 As String = 4th, As Value = 4 As String = Last, As Value = 5 As String = Every, As Value = 6 <p>Default is 1st (1).</p>	Y (if ctype is Relative Repeating Date)	
sysId	n/a	System ID in the database for this Local Custom Day.	Persisted only if retainSysIds is set to true.	Y (if retainSysIds is true.)	

Delete a Calendar

	Description
URI	http://host_name/uc/resources/calendar
HTTP Method	DELETE
Description	Deletes the specified Calendar .
URI Parameters	See Delete a Calendar: URI Parameters , below.
Example URI	<ul style="list-style-type: none"> http://localhost:8080/uc/resources/calendar?calendarname=testCalendar http://localhost:8080/uc/resources/calendar?calendarid=f87848b00a0001037f43e7c81c8ec969
Authentication	HTTP Basic
Example Response	<ul style="list-style-type: none"> Status 200 /OK Calendar deleted successfully. Status 404 /Not Found A calendar with id "f87848b00a0001037f43e7c81c8ec969" does not exist.

Delete a Calendar: URI Parameters

Name	Description	Specifications	Required	Mutually Exclusive With
calendarid	Unique ID for this Calendar.		Y (unless calendarname is specified)	calendarname
calendarname	Name used within the Controller to identify this Calendar.	Maximum 40 alphanumeric.	Y (unless calendarid is specified)	calendarid

List Calendars

	Description
URI	http://host_name/uc/resources/calendar/list
HTTP Method	GET
Description	Retrieves information on all Calendar .
Example URI	http://localhost:8080/uc/resources/calendar/list
Authentication	HTTP Basic
Consumes Content-Type	n/a
Produces Content-Type	application/xml, application/json
Example Response	See List Calendars: Example Response , below.
Calendar Properties	See Create a Calendar: Calendar Properties .
Custom Day Properties	See Create a Calendar: Custom Day Properties .
Local Custom Day Properties	See Create a Calendar: Local Custom Day Properties .

List Calendars: Example Response

XML Response	JSON Response
<pre><calendars><calendar version="6"><businessDays>Monday,Tuesday,Wednesday,Thursday,Friday</businessDays><comments>Default System Calendar</comments><customDays><customDay><name>uc - Memorial Day</name><sysId>daf16d70c0a801650040c4d58a3feebd</sysId></customDay><customDay><name>uc - Thanksgiving Day USA</name><sysId>b355ca6ea2c94aaa9a8895d496396e57</sysId></customDay></customDays><firstDayOfWeek>Sunday</firstDayOfWeek><localCustomDays><localCustomDay><adjustment>None</adjustment><adjustmentAmount>1</adjustmentAmount><adjustmentType>Day</adjustmentType><category>Holiday</category><comments>/><ctype>Single Date</ctype><date>2017-08-23</date><dateList /><day>1</day><dayofweek>Sun</dayofweek><month>Jan</month><name>local custom day</name><relfreq>1st</relfreq><sysId>616ec15e7a5e40dbaae421e3688a25e5</sysId></localCustomDay></localCustomDays><firstDayOfWeek>Sunday</firstDayOfWeek><name>System Default</name><opswiseGroups /><sysId>77171434c0a801c9016d5b2b5d17ddee</sysId></calendar><calendar version="2"><businessDays>Monday,Tuesday,Wednesday,Thursday,Friday</businessDays><comments>American Calendar</comments><customDays /><firstDayOfWeek>Sunday</firstDayOfWeek><localCustomDays><localCustomDay><adjustment>None</adjustment><adjustmentAmount>1</adjustmentAmount><adjustmentType>Day</adjustmentType><category>Holiday</category><comments>/><ctype>Single Date</ctype><date>2017-08-23</date><dateList /><day>1</day><dayofweek>Sun</dayofweek><month>Jan</month><name>local custom day</name><relfreq>1st</relfreq><sysId>616ec15e7a5e40dbaae421e3688a25e5</sysId></localCustomDay></localCustomDays><name>uc - American Calendar</name><opswiseGroups /><sysId>da24b953c0a8016501fbc18464d8328</sysId></calendar></calendars></pre>	<pre>[{ "businessDays": { "value": "Monday,Tuesday,Wednesday,Thursday,Friday" }, "comments": "Default System Calendar", "customDays": [{ "name": "uc - Memorial Day", "sysId": "daf16d70c0a801650040c4d58a3feebd" }, { "name": "uc - Thanksgiving Day USA", "sysId": "b355ca6ea2c94aaa9a8895d496396e57" }], "firstDayOfWeek": "Sunday", "localCustomDays": [{ "adjustment": "None", "adjustmentAmount": 1, </pre>

```

        "adjustmentType": "Day",
        "category": "Holiday",
        "comments": null,
        "ctype": "Single Date",
        "date": "2017-08-23",
        "dateList": {"day": 1,
        "dayofweek": "Sun",
        "month": "Jan",
        "name": "local custom day",
        "relfreq": "1st",
        "sysId":
"616ec15e7a5e40dbaae421e3688a25e5"
        }
    },
    "name": "System Default",
    "opwiseGroups": [],
    "sysId":
"77171434c0a801c9016d5b2b5d17ddee",
    "version": 6
    },
    {
        "businessDays": {
            "value": "Monday,Tuesday,
Wednesday,Thursday,Friday"
        },
        "comments": "American Calendar",
        "customDays": [],
        "firstDayOfWeek": "Sunday",
        "localCustomDays": [
            {
                "adjustment": "None",
                "adjustmentAmount": 1,
                "adjustmentType": "Day",
                "category": "Holiday",
                "comments": null,
                "ctype": "Single Date",
                "date": "2017-08-23",
                "dateList": null,
                "day": 1,
                "dayofweek": "Sun",
                "month": "Jan",
                "name": "local custom day",
                "relfreq": "1st",
                "sysId":
"616ec15e7a5e40dbaae421e3688a25e5"
            }
        ],
        "name": "uc - American Calendar",
        "opwiseGroups": [],
        "sysId":
"da24b953c0a8016501fbc18464d8328",
        "version": 2
    }
]

```

List Local Custom Day Qualifying Dates

	Description
URI	http://host_name/uc/resources/calendar/localcustomdays/qualifyingdates
HTTP Method	GET
Description	Retrieves information on Qualifying Dates for a specific Local Custom Day .
URI Parameters	See List Local Custom Day Qualifying Dates URI Parameters: URI Parameters , below.
Example URI	http://localhost:8080/uc/resources/calendar/localcustomdays/qualifyingdates?customdayname=testLocalCustomDay&calendarname=testCalendar
Authentication	HTTP Basic
Consumes Content-Type	n/a
Produces Content-Type	application/xml, application/json
Example Response	See List Local Custom Day Qualifying Dates: Example Response , below.

List Local Custom Day Qualifying Dates: URI Parameters

Name	Description	Specifications	Required	Mutually Exclusive With
customdayname	Name used within the Controller to identify this Local Custom Day.	Maximum 40 alphanumerics.	Y	
calendarid	Unique ID for this calendar.		Y (unless calendarname is specified)	calendarname
calendarname	Name used within the Controller to identify this calendar.	Maximum 40 alphanumerics.	Y (unless calendarid is specified)	calendarid

List Local Custom Day Qualifying Dates: Example Response

XML Response	JSON Response
---------------------	----------------------

<pre><qualifyingDates><qualifyingDate>Mon, Jan 1, 2018</qualifyingDate><qualifyingDate>Tue, Jan 1, 2019</qualifyingDate><qualifyingDate>Wed, Jan 1, 2020</qualifyingDate><qualifyingDate>Fri, Jan 1, 2021</qualifyingDate><qualifyingDate>Sat, Jan 1, 2022</qualifyingDate><qualifyingDate>Sun, Jan 1, 2023</qualifyingDate><qualifyingDate>Mon, Jan 1, 2024</qualifyingDate><qualifyingDate>Wed, Jan 1, 2025</qualifyingDate><qualifyingDate>Thu, Jan 1, 2026</qualifyingDate><qualifyingDate>Fri, Jan 1, 2027</qualifyingDate><qualifyingDate>Sat, Jan 1, 2028</qualifyingDate><qualifyingDate>Mon, Jan 1, 2029</qualifyingDate><qualifyingDate>Tue, Jan 1, 2030</qualifyingDate><qualifyingDate>Wed, Jan 1, 2031</qualifyingDate><qualifyingDate>Thu, Jan 1, 2032</qualifyingDate><qualifyingDate>Sat, Jan 1, 2033</qualifyingDate><qualifyingDate>Sun, Jan 1, 2034</qualifyingDate><qualifyingDate>Mon, Jan 1, 2035</qualifyingDate><qualifyingDate>Tue, Jan 1, 2036</qualifyingDate><qualifyingDate>Thu, Jan 1, 2037</qualifyingDate><qualifyingDate>Fri, Jan 1, 2038</qualifyingDate><qualifyingDate>Sat, Jan 1, 2039</qualifyingDate><qualifyingDate>Sun, Jan 1, 2040</qualifyingDate><qualifyingDate>Tue, Jan 1, 2041</qualifyingDate><qualifyingDate>Wed, Jan 1, 2042</qualifyingDate><qualifyingDate>Thu, Jan 1, 2043</qualifyingDate><qualifyingDate>Fri, Jan 1, 2044</qualifyingDate><qualifyingDate>Sun, Jan 1, 2045</qualifyingDate><qualifyingDate>Mon, Jan 1, 2046</qualifyingDate><qualifyingDate>Tue, Jan 1, 2047</qualifyingDate></qualifyingDates></pre>	<pre>["Mon, Jan 1, 2018", "Tue, Jan 2, 2019", "Wed, Jan 1, 2020", "Fri, Jan 1, 2021"]</pre>
--	---

List Local Custom Day Qualifying Periods

	Description
URI	http://host_name/uc/resources/calendar/localcustomdays/qualifyingperiods
HTTP Method	GET
Description	Retrieves information on Qualifying Periods for a specific Local Custom Day .
URI Parameters	See List Local Custom Day Qualifying Periods URI Parameters: URI Parameters , below.
Example URI	http://localhost:8080/uc/resources/calendar/localcustomdays/qualifyingperiods?customdayname=testLocalCustomDay&calendarname=testCalendar
Authentication	HTTP Basic
Consumes Content-Type	n/a
Produces Content-Type	application/xml, application/json
Example Response	See List Local Custom Day Qualifying Periods: Example Response , below.

List Local Custom Day Qualifying Periods: Example Response

XML Response	JSON Response
---------------------	----------------------

```
<qualifyingPeriod><startDate>Sun, Jan 1, 2017</startDate><endDate>Sat, Jan 6, 2018</endDate><
/qualifyingPeriod><qualifyingPeriod><startDate>Sun, Jan 7, 2018</startDate><endDate>Sat, Jan 5, 2019</endDate><
/qualifyingPeriod><qualifyingPeriod><startDate>Sun, Jan 6, 2019</startDate><endDate>Sat, Jan 4, 2020</endDate><
/qualifyingPeriod><qualifyingPeriod><startDate>Sun, Jan 5, 2020</startDate><endDate>Sat, Jan 2, 2021</endDate><
/qualifyingPeriod><qualifyingPeriod><startDate>Sun, Jan 3, 2021</startDate><endDate>Sat, Jan 1, 2022</endDate><
/qualifyingPeriod><qualifyingPeriod><startDate>Sun, Jan 2, 2022</startDate><endDate>Sat, Dec 31, 2022</endDate></qualifyingPeriod><
/qualifyingPeriods>
```

```
[
  {
    "startDate":
    "Sun,
    Jan 1,
    2017",
    "endDate":
    "Sat,
    Jan 6,
    2018"
  },
  {
    "startDate":
    "Sun,
    Jan 7,
    2018",
    "endDate":
    "Sat,
    Jan 5,
    2019"
  }
]
```

List Custom Day Qualifying Periods: URI Parameters

Name	Description	Specifications	Required	Mutually Exclusive With
customdayname	Name used within the Controller to identify this Local Custom Day.	Maximum 40 alphanumerics.	Y	
calendarid	Unique ID for this calendar.		Y (unless calendarname is specified)	calendarname
calendarname	Name used within the Controller to identify this calendar.	Maximum 40 alphanumerics.	Y (unless calendarid is specified)	calendarid

Modify a Calendar

	Description
URI	http://host_name/uc/resources/calendar
HTTP Method	PUT

Description	<p>Modifies the Calendar specified by the <code>sysId</code>.</p> <p>To modify Calendar properties without modifying related records, see the excludeRelated property.</p>
Example URI	http://localhost:8080/uc/resources/calendar
Consumes Content-Type	application/xml, application/json
Produces Content-Type	n/a
Example Request	See Modify a Calendar: Example Request , below.
Calendar Properties	See Create a Calendar: Calendar Properties .
Custom Day Properties	See Create a Calendar: Custom Day Properties .
Local Custom Day Properties	See Create a Calendar: Local Custom Day Properties .
Example Response	<ul style="list-style-type: none"> Status 200 /OK Successfully updated the calendar with sysId <sysId> to version <version>.

Modify a Calendar: Example Request

The [excludeRelated](#) property is included in the XML as an attribute.

XML Request	JSON Request
--------------------	---------------------

```
<calendar><businessDays>Monday,Tuesday,Wednesday,Thursday,Friday</businessDays><customDays><customDay><name>uc - Christmas</name><sysId>daf16d70c0a801650040c4d58a3feebd</sysId></customDay><customDay><name>uc - Flag Day</name><sysId>daf16d8fc0a801650040c4d54b2432fb</sysId></customDay></customDays><comments>American Calendar</comments><firstDayOfWeek>Sunday</firstDayOfWeek><localCustomDays><localCustomDay><adjustment>None</adjustment><adjustmentAmount>1</adjustmentAmount><adjustmentType>Day</adjustmentType><category>Holiday</category><comments/><ctype>Single Date</ctype><date>2017-08-23</date><dateList/><day>1</day><dayofweek>Sun</dayofweek><month>Jan</month><name>local custom day</name><relfreq>1st</relfreq><sysId>616ec15e7a5e40dbaae421e3688a25e5</sysId></localCustomDay></localCustomDays><name>uc - American Calendar</name><opwiseGroups /><sysId>da24b953c0a8016501fbc18464d8328</sysId></calendar>
```

```
{
  "businessDays": {
    "value": "Monday,Tuesday,Wednesday,Thursday,Friday"
  },
  "comments": "American Calendar",
  "customDays": [
    {
      "name": "uc - Christmas",
      "sysId": "daf16d70c0a801650040c4d58a3feebd"
    },
    {
      "name": "uc - Flag Day",
      "sysId": "daf16d8fc0a801650040c4d54b2432fb"
    }
  ],
  "firstDayOfWeek": "Sunday",
  "localCustomDays": [
    {
      "adjustment": "None",
      "adjustmentAmount": 1,
      "adjustmentType": "Day",
      "category": "Holiday",
      "comments": null,
      "ctype": "Single Date",
      "date": "2017-08-23",
      "dateList": [],
      "day": 1,
      "dayofweek": "Sun",
      "month": "Jan",
      "name": "local custom day",
      "relfreq": "1st",
      "sysId": "616ec15e7a5e40dbaae421e3688a25e5"
    }
  ],
  "name": "uc - American Calendar",
  "opwiseGroups": [],
  "sysId": "da24b953c0a8016501fbc18464d8328"
}
```

Read a Calendar

	Description
URI	http://host_name/uc/resources/calendar
HTTP Method	GET
Description	Retrieves information on a specific Calendar .
URI Parameters	See Read a Calendar: URI Parameters , below.
Example URI	<ul style="list-style-type: none"> http://localhost:8080/uc/resources/calendar?calendarname=testCalendar http://localhost:8080/uc/resources/calendar?calendarid=d26265a2c4f345359d9b356f18a462c1

Consumes Content-Type	n/a
Produces Content-Type	application/xml, application/json
Example Response	<ul style="list-style-type: none"> • Status 200 /OK (See Read a Calendar: Example Response, below.) • Status 404 /Not Found A calendar with id "d26265a2c4f345359d9b356f18a462c1" does not exist.
Calendar Properties	See Create a Calendar: Calendar Properties .
Custom Day Properties	See Create a Calendar: Custom Day Properties .
Local Custom Day Properties	See Create a Calendar: Local Custom Day Properties .

Read a Calendar: URI Parameters

Name	Description	Specifications	Required	Mutually Exclusive With
calendarid	Unique ID for this Calendar.		Y (unless calendarname is specified)	calendarname
calendarname	Name used within the Controller to identify this Calendar.	Maximum 40 alphanumeric.	Y (unless calendarid is specified)	calendarid

Read a Calendar: Example Response

XML Response	JSON Response
---------------------	----------------------

```
<calendar retainSysIds="true" version="1"><businessDays>Monday,Tuesday,Wednesday,Thursday,Friday</businessDays><customDays><customDay><name>uc - Christmas</name><sysId>daf16d70c0a801650040c4d58a3feebd</sysId></customDay><customDay><name>uc - Flag Day</name><sysId>daf16d8fc0a801650040c4d54b2432fb</sysId></customDay></customDays><comments>American Calendar</comments><firstDayOfWeek>Sunday</firstDayOfWeek><localCustomDays><localCustomDay><adjustment>None</adjustment><adjustmentAmount>1</adjustmentAmount><adjustmentType>Day</adjustmentType><category>Holiday</category><comments/><ctype>Single Date</ctype><date>2017-08-23</date><dateList/><day>1</day><dayofweek>Sun</dayofweek><month>Jan</month><name>local custom day</name><relfreq>1st</relfreq><sysId>616ec15e7a5e40dbaae421e3688a25e5</sysId></localCustomDay></localCustomDays><name>uc - American Calendar</name><opwiseGroups /><sysId>da24b953c0a8016501fbcbb18464d8328</sysId></calendar>
```

```
{
  "businessDays": {
    "value": "Monday,Tuesday,Wednesday,Thursday,Friday"
  },
  "comments": "American Calendar",
  "customDays": [
    {
      "name": "uc - Christmas",
      "sysId": "daf16d70c0a801650040c4d58a3feebd"
    },
    {
      "name": "uc - Flag Day",
      "sysId": "daf16d8fc0a801650040c4d54b2432fb"
    }
  ],
  "firstDayOfWeek": "Sunday",
  "localCustomDays": [
    {
      "adjustment": "None",
      "adjustmentAmount": 1,
      "adjustmentType": "Day",
      "category": "Holiday",
      "comments": null,
      "ctype": "Single Date",
      "date": "2017-08-23",
      "dateList": [],
      "day": 1,
      "dayofweek": "Sun",
      "month": "Jan",
      "name": "local custom day",
      "relfreq": "1st",
      "sysId": "616ec15e7a5e40dbaae421e3688a25e5"
    }
  ],
  "name": "uc - American Calendar",
  "opwiseGroups": [],
  "retainSysIds": true,
  "sysId": "da24b953c0a8016501fbcbb18464d8328",
  "version": 1
}
```

Read All Custom Days of a Calendar

	Description
URI	http://host_name/uc/resources/calendar/customdays
HTTP Method	GET
Description	Retrieves information on all Custom Days of a specific Calendar .
URI Parameters	See Read All Custom Days of a Calendar: URI Parameters , below.

Example URI	http://localhost:8080/uc/resources/calendar/customdays?calendarname=test
Consumes Content-Type	application/xml, application/json
Produces Content-Type	n/a
Example Response	<ul style="list-style-type: none"> • Status 200 /OK (See Red All Custom Days of a Calendar: Example Response, below.) • Status 404 /Not Found A calendar with id "d26265a2c4f345359d9b356f18a462c1" does not exist.
Response Properties	See Read All Custom Days of a Calendar: Response Properties , below.

Read All Custom Days of a Calendar: URI Parameters

Name	Description	Specifications	Required	Mutually Exclusive With
calendarid	Unique ID for this Calendar.		Y (unless calendarname is specified)	calendarname
calendarname	Name used within the Controller to identify this Calendar.	Maximum 40 alphanumeric.	Y (unless calendarid is specified)	calendarid

Read All Custom Days of a Calendar: Example Response

XML Response	JSON Response
<pre><customDays><customDay><adjustment>None</adjustment><adjustmentAmount>1</adjustmentAmount><adjustmentType>Day</adjustmentType><category>Holiday</category><comments>New Year's Day - Jan 1st</comments><ctype>Absolute Repeating Date</ctype><date /><dateList /><day>1</day><dayofweek>Sun</dayofweek><holiday>true</holiday><month>Jan</month><name>uc - New Year's Day</name><period>>false</period><relfreq>1st</relfreq><sysId>dae77560c0a80165006d8051753b806c</sysId></customDay><customDay><adjustment>None</adjustment><adjustmentAmount>1</adjustmentAmount><adjustmentType>Day</adjustmentType><category>Holiday</category><comments>New Year's Day - Jan 1st</comments><ctype>Absolute Repeating Date</ctype><date /><dateList /><day>1</day><dayofweek>Sun</dayofweek><holiday>true</holiday><month>Jan</month><name>uc - New Year's Day</name><period>>false</period><relfreq>1st</relfreq><sysId>dae77560c0a80165006d8051753b806c</sysId></customDay></customDays></pre>	<pre>[{ "adjustment": "None", "adjustmentAmount": 1, "adjustmentType": "Day", "category": "Holiday", "comments": "New Year's Day - Jan 1st", "ctype": "Absolute Repeating Date", "date": null, "relfreq": "1st", "sysId": "dae77560c0a80165006d8051753b806c" }]</pre>

```

    "dateList
: [ ],
    "day": 1,
    "dayofweek
": "Sun",
    "holiday"
: true,
    "month":
"Jan",
    "name":
"uc - New
Year's
Day",
    "period":
false,
    "relfreq"
: "1st",
    "sysId":
"dae77560c0
a80165006d8
051753b806c
"
    },
    {
"adjustment
": "None",

"adjustment
Amount": 1,

"adjustment
Type":
"Day",

"category"
: "Holiday",

"comments":
"New
Year's Day
- Jan 1st",

"ctype":
Absolute
Repeating
Date",
    "date":
null,

"dateList
: [ ],
    "day": 1,

"dayofweek"
: "Sun",

"holiday":
true,
    "month":
"Jan",
    "name":

```



```
"uc - New
Year's
Day",

"period":
false",

"relfreq":
"1st",
"sysId":
"dae77560c0
a80165006d8
051753b806c
"}
]
```

Read All Custom Days of a Calendar: Properties

Property	UI Field Name	Description
adjustment	Adjustment	Adjustment for the repeating date.
adjustmentAmount	Adjustment Amount	Amount (number of days) of the adjustment to be made.
adjustmentType	Adjustment Type	Type of day on which to make the adjustment.
category	Category	Category of this Local Custom Day.
comments	Description	Description of this Custom Day.
ctype	Type	Type of this Custom Day.
date	Date	Specific date for this Custom Day
dateList	Dates	Multiple specific dates for this Custom Day.
day	Day	Day of the month.
dayofweek	Day Of Week	Day of the week.
holiday	Holiday	Deprecated. Indication of whether or not this Custom Day is a holiday.
month	Month	Month of the year.
name	Name	Name of this Custom Day.
period	Period	Deprecated. Indication of whether or not this Custom Day defines a custom period of days.
relfreq	When	Occurrence of this day in the month.
sysId	n/a	System ID in the database for this Custom Day.

Remove a Custom Day from a Calendar

	Description
URI	http://host_name/uc/resources/calendar/customdays
HTTP Method	DELETE
Description	Removes the specified Custom Day from a specific Calendar .
URI Parameters	See Remove a Custom Day from a Calendar: URI Parameters , below.
Example URI	http://localhost:8080/uc/resources/calendar/customdays?calendarname=ExampleCalendar&customdayid=977e7539af6e450d924a92e1ad39a256
Authentication	HTTP Basic
Example Response	<ul style="list-style-type: none"> Status 200 /OK Successfully removed custom day <customDay> from calendar <calendar>. Status 400 /Bad Request Calendar <calendarName> doesn't exist.

Remove a Custom Day from a Calendar: URI Parameters

Name	Description	Specifications	Required	Mutually Exclusive With
calendarid	Unique ID for the Calendar.		Y (unless calendarname is specified)	calendarname
calendarname	Name used within the Controller to identify the Calendar.	Maximum 40 alphanumeric.	Y (unless calendarid is specified)	calendarid
customdayid	Unique ID for the Custom Day.		Y (unless customdayname is specified)	customdayname
customdayname	Name used within the Controller to identify the Custom Day.	Maximum 40 alphanumeric.	Y (unless customdayid is specified)	customdayid

Cluster Node Web Services

- [Overview](#)
- [List All Cluster Nodes](#)
- [Read Current Cluster Node](#)

Overview

Universal Controller supports the following RESTful-based web services for [Cluster Nodes](#), which are listed alphabetically on this page.

- [List All Cluster Nodes](#)
- [Read Current Cluster Node](#)

Formatting specifications for each web service, including details about parameter requirements, are provided.

List All Cluster Nodes

	Description
URI	http://host_name/uc/resources/clusternode/list
HTTP Method	GET
Description	Retrieves information on all Cluster Nodes .
Example URI	http://localhost:8080/uc/resources/clusternode/list
Consumes Content-Type	n/a
Produces Content-Type	application/xml, application/json
Example Response	See List All Cluster Nodes: XML and JSON Examples .
Properties	See List All Cluster Nodes: Properties .

List All Cluster Nodes: XML and JSON Examples

XML	JSON
-----	------

```

<clusterNodes><clusterNode><buildDate>12-18-2017_0529</buildDate><buildId>build.development</buildId><hostName>asus-pc</hostName><ipAddress>192.168.1.21</ipAddress><nodeId>asus-pc:8501-uc</nodeId><nodeMode>Active</nodeMode><nodeStart>2017-12-18 18:40:25</nodeStart><nodeTs>2017-12-19 09:55:46</nodeTs><nodeUptime>54920</nodeUptime><nodeUptimeDisplay>15 Hours 15 Minutes 20 Seconds</nodeUptimeDisplay><paused>false</paused><pausedForMaintenance /><relId>6.4.3.0</relId><sysId>3a5385a3f6df47cb8eb7a2e29845d55b</sysId></clusterNode><clusterNode><buildDate>12-18-2017_0629</buildDate><buildId>build.development</buildId><hostName>atut-pc</hostName><ipAddress>192.168.1.22</ipAddress><nodeId>asus-pc:8502-uc</nodeId><nodeMode>Active</nodeMode><nodeStart>2017-12-18 19:40:25</nodeStart><nodeTs>2017-12-19 10:55:46</nodeTs><nodeUptime>54930</nodeUptime><nodeUptimeDisplay>16 Hours 15 Minutes 20 Seconds</nodeUptimeDisplay><paused>false</paused><pausedForMaintenance /><relId>6.4.3.0</relId><sysId>3a5385a3f6df47cb8eb7a2e29845d55c</sysId></clusterNode></clusterNodes>
    [ {
      "buildDate": "12-18-2017_0529",
      "buildId": "build.18",
      "hostName": "Mark-4",
      "ipAddress": "192.168.1.21",
      "nodeId": "Mark-4:8080-uc6",
      "nodeMode": "Active",
      "nodeStart": "2017-12-18 18:40:25",
      "nodeTs": "2017-12-19 09:55:46",
      "nodeUptime": 54920,
      "nodeUptimeDisplay": "15 Hours 15 Minutes 20 Seconds",
      "paused": false,
      "pausedForMaintenance": null,
      "relId": "6.4.3.0",
      "sysId": "93ac346868fc4171a514d1d0b02487e1"
    },
    {
      "buildDate": "12-18-2017_0629",
      "buildId": "build.18",
      "hostName": "Mark-5",
      "ipAddress": "192.168.1.22",
      "nodeId": "Mark-5:8080-uc6",
      "nodeMode": "Active",
      "nodeStart": "2017-12-18 19:40:25",
      "nodeTs": "2017-12-19 10:55:46",
      "nodeUptime": 54930,
      "nodeUptimeDisplay": "16 Hours 15 Minutes 20 Seconds",
      "paused": false,
      "pausedForMaintenance": null,
      "relId": "6.4.3.0",
      "sysId": "93ac346868fc4171a514d1d0b02487e2"
    }
  ]
    
```

List All Cluster Nodes: Properties

Property	UI Field Name	Description
buildDate	Build Date	Build date for this cluster node.
buildId	Build Id	Build ID for this cluster node.
hostName	Host Name	IP address or domain/name of the host machine where the cluster node resides.
ipAddress	IP Address	IP address of this cluster node.
nodeId	Node Id	URL of the cluster node.
nodeMode	Mode	Current mode of the cluster node.
nodeStart	Start Time	Date and time this cluster node was last started.

nodeTs	Timestamp	Date and time of the last heartbeat of this cluster node.
nodeUptime	n/a	nodeUptimeDisplay (in seconds).
nodeUptimeDisplay	Uptime	Amount of time this cluster node has been running.
paused	Paused	Indication that the Controller has been paused .
pausedForMaintenance	n/a	Deprecated. Indication that the Controller has been paused for maintenance.
relId	Release	Release number for this cluster node.
sysId	n/a	System ID field in the database for this cluster node record.

Read Current Cluster Node

	Description
URI	http://host_name/uc/resources/clusternode/info
HTTP Method	GET
Description	Retrieves information on the current Cluster Node .
Example URI	http://localhost:8080/uc/resources/clusternode/info
Consumes Content-Type	n/a
Produces Content-Type	application/xml, application/json
Response Example	See Read Current Cluster Node: XML and JSON Examples .
Properties	See List All Cluster Nodes: Properties .

Read Current Cluster Node: XML and JSON Examples

XML	JSON
-----	------

<pre><clusterNode><buildDate>12-18-2017_0529</buildDate><buildId>build.development</buildId><hostName>asus-pc</hostName><ipAddress>192.168.1.21</ipAddress><nodeId>asus-pc:8501-uc</nodeId><nodeMode>Active</nodeMode><nodeStart>2017-12-18 18:40:25</nodeStart><nodeTs>2016-01-20 09:54:20</nodeTs><nodeUptime>55150</nodeUptime><nodeUptimeDisplay>15 Hours 19 Minutes 10 Seconds</nodeUptimeDisplay><paused>false</paused><pausedForMaintenance /><relId>6.4.3.0</relId><sysId>3a5385a3f6df47cb8eb7a2e29845d55b</sysId></clusterNode></pre>	<pre>{ "buildDate": "12-18-2017_0529", "buildId": "build.18", "hostName": "Mark-4", "ipAddress": "192.168.1.21", "nodeId": "Mark-4:8080-uc6", "nodeMode": "Active", "nodeStart": "2017-12-18 18:40:25", "nodeTs": "2017-12-19 09:55:46", "nodeUptime": 54920, "nodeUptimeDisplay": "15 Hours 19 Minutes 10 Seconds", "paused": false, "pausedForMaintenance": null, "relId": "6.4.3.0", "sysId": "93ac346868fc4171a514d1d0b02487e1" }</pre>
--	---

Connections Web Services

Overview

Universal Controller supports RESTful-based web services for the following types of Connections:

- [Database Connections](#)
- [Email Templates](#)
- [Email Connections](#)
- [SAP Connections](#)
- [PeopleSoft Connections](#)
- [SNMP Managers](#)

Formatting specifications for each web service, including details about parameter requirements, are provided.

Database Connection Web Services

- [Overview](#)
- [Create a Database Connection](#)
- [Delete a Database Connection](#)
- [List Database Connections](#)
- [Modify a Database Connection](#)
- [Read a Database Connection](#)

Overview

Universal Controller supports the following RESTful-based web services for Database Connection operations, which are listed alphabetically on this page.

- [Create a Database Connection](#)
- [Delete a Database Connection](#)
- [List Database Connections](#)
- [Modify a Database Connection](#)
- [Read a Database Connection](#)

Formatting specifications for each web service, including details about property requirements, are provided.

Create a Database Connection

	Description
URI	http://host_name/uc/resources/databaseconnection
HTTP Method	POST
Description	Creates an Database Connection .
Example URI	http://localhost:8080/uc/resources/databaseconnection
Consumes Content-Type	application/xml, application/json
Produces Content-Type	n/a
Example Request	See Create a Database Connection: Example Request , below.
Example Response	<ul style="list-style-type: none"> • Status 200 /OK Successfully created the Database Connection with sysId {sysId}. • Status 400 /Bad Request Create Database Connection failed. A duplicate value has been detected. Name must be unique.
Database Connection Properties	See Database Connection Properties , below.

Create a Database Connection: Example Request

XML Request	JSON Request
<pre><databaseConnection retainSysIds="true">< credentials /><dbDescription /><dbDriver> com.mysql.jdbc.Driver</dbDriver><dbMaxRows> /><dbType>My SQL</dbType><dbUrl>jdbc: mysql://localhost:3306/uc</dbUrl><name>Da tabase Connection 1</name><opswiseGroups /><sysId>62701879a6264107bb757a952bcc65cc< /sysId></databaseConnection></pre>	<pre>{ "credentials": null, "dbDescription": null, "dbDriver": "com.mysql.jdbc. Driver", "dbMaxRows": null, "dbType": "My SQL", "dbUrl": "jdbc:mysql://localhost: 3306/uc", "name": "Database Connection 1", "opswiseGroups": null, "retainSysIds": true, "sysId": "62701879a6264107bb757a952bcc65cc" }</pre>

Database Connection Properties

Property	UI Field Name	Description	Specifications	Required
credentials	Credentials	Credentials for this Database Connection.		N
dbDescription	Description	Description of this record.		N
dbDriver	Driver	Name of the JDBC driver.		Y
dbMaxRows	Maximum Rows	If necessary, specifies a limit to the number of rows you want returned by the SQL statement.		N
dbType	Database Type	Type of Database.	Valid Values: <ul style="list-style-type: none"> As String = MySQL (or My SQL), As Value = 1 As String = MS SQL Server, As Value = 2 As String = Oracle, As Value = 3 As String = DB2, As Value = 4 As String = Sybase SQL Anywhere, As Value = 5 As String = Other, As Value = 6 Default is MySQL (1).	Y
dbUrl	Connection URL	URL of the database.		Y
name	Connection Name	Name used within the Controller to identify this Database Connection.		Y

opwiseGroups	Member of Business Services	<p>Business Services that this record belongs to.</p> <p>XML</p> <pre><opwiseGroups><opwiseGroup>group1</opwiseGroup><opwiseGroup>group2</opwiseGroup></opwiseGroups></pre> <p>JSON</p> <pre>"opwiseGroups": ["group1", "group2"]</pre>		N
retainSysIds	n/a	<p>Specification for whether or not the Create a Database Connection web service will persist the <code>sysId</code> property.</p> <ul style="list-style-type: none"> If retainSysIds="true" and <code>sysId</code> is included in the request/response, <code>sysId</code> will be persisted to the database. If retainSysIds="false" and <code>sysId</code> is included in the request/response, <code>sysId</code> will be ignored; it will be autogenerated by the Controller. <p>Note  In XML web services, <code>retainSysIds</code> is specified as an attribute in the <code><databaseConnection></code> element.</p>	Valid values: true/false (default is true).	N
sysId	n/a	System ID field in the database for this Database Connection record.	Persisted only if retainSysIds is set to true.	N

Delete a Database Connection

	Description
URI	http://host_name/uc/resources/databaseconnection
HTTP Method	DELETE
Description	Deletes a Database Connection.
URI Parameters	See Delete a Database Connection: URI Parameters , below.
Example URI	http://localhost:8080/uc/resources/databaseconnection?connectionname=Test4

Example Response	<ul style="list-style-type: none"> • Status 200 /OK Database Connection deleted successfully. • Status 400 /Bad Request Mutual exclusion violation. Cannot specify <code>connectionname</code> and <code>connectionid</code> at the same time. • Status 404 /Not Found a Database Connection with <code>{name/id}</code> "test" does not exist.
------------------	--

Delete a Database Connection: URI Parameters

Parameter	Description	Specifications	Required	Mutually Exclusive With
<code>connectionid</code>	ID used within the Controller to identify this Database Connection.	String; URI parameter.	Y (unless <code>connectionname</code> is specified)	<code>connectionname</code>
<code>connectionname</code>	Name used within the Controller to identify this Database Connection.	String; URI parameter.	Y (unless <code>connectionid</code> is specified)	<code>connectionid</code>

List Database Connections

	Description
URI	http://host_name/uc/resources/databaseconnection/list
HTTP Method	GET
Description	Retrieves information on all Database Connections.
Example URI	http://localhost:8080/uc/resources/databaseconnection/list
Authentication	HTTP Basic
Consumes Content-Type	n/a
Produces Content-Type	application/xml, application/json
Example Response	See List Database Connections: Example Response , below.
Database Connection Properties	See Database Connection Properties .

List Database Connections: Example Response

XML Response	JSON Response
---------------------	----------------------

```

<databaseConnections><databaseConnection version="3"><cre
dentials /><dbDescription /><dbDriver>com.mysql.jdbc.
Driver</dbDriver><dbMaxRows /><dbType>My SQL</dbType><d
bUrl>jdbc:mysql://localhost:3306/uc</dbUrl><name>Databa
se Connection 1</name><opswiseGroups /><sysId>62701879
a6264107bb757a952bcc65cc</sysId><
/databaseConnection><databaseConnection version="6"><cr
edentials /><dbDescription /><dbDriver>com.mysql.jdbc.
Driver</dbDriver><dbMaxRows /><dbType>My SQL</dbType><d
bUrl>jdbc:mysql://localhost:3306/uc</dbUrl><name>Databa
se Connection 2</name><opswiseGroups /><sysId>3d7a03053
ad64de1b21b6849e6deafd9</sysId><
/databaseConnection></databaseConnections>

```

```

[
  {
    "credentials": null,
    "dbDriver": "com.mysql.jdbc.
Driver",
    "dbMaxRows": null,
    "dbType": "My SQL",
    "dbUrl": "jdbc:mysql://localhost:
3306/uc",
    "dbDescription": null,
    "name": "Database Connection 1",
    "opswiseGroups": null,
    "sysId":
"62701879a6264107bb757a952bcc65cc",
    "version": 3
  },
  {
    "credentials": null,
    "dbDescription": null,
    "dbDriver": "com.mysql.jdbc.
Driver",
    "dbMaxRows": null,
    "dbType": "My SQL",
    "dbUrl": "jdbc:mysql://localhost:
3306/uc",
    "name": "Database Connection 2",
    "opswiseGroups": null,
    "sysId":
"3d7a03053ad64de1b21b6849e6deafd9",
    "version": 6
  }
]

```

Modify a Database Connection

	Description
URI	http://host_name/uc/resources/databaseconnection
HTTP Method	PUT
Description	Modifies the Database Connection specified by the <code>sysId</code> .
Example URI	http://localhost:8080/uc/resources/databaseconnection
Consumes Content-Type	application/xml, application/json
Produces Content-Type	n/a
Example Request	See Modify a Database Connection: Example Request , below.
Database Connection Properties	See Database Connection Properties .

Example Response	<ul style="list-style-type: none"> Status 200 /OK Successfully updated the Database Connection with sysId <sysId> to version <version>.
------------------	--

Modify a Database Connection: Example Request

XML Request	JSON Request
<pre><databaseConnection><credentials /><dbDescription /><dbDriver>com.mysql.jdbc. Driver</dbDriver><dbMaxRows /><dbType>My SQL</dbType><dbUrl>jdbc: mysql://localhost:3306/uc</dbUrl><name>Da tatabase Connection 1</name><opswiseGroups> <opswiseGroup>Accounting</opswiseGroup></ opswiseGroups><sysId>62701879a6264107bb75 7a952bcc65cc</sysId></databaseConnection></pre>	<pre>{ "credentials": null, "dbDescription": null, "dbDriver": "com.mysql.jdbc. Driver", "dbMaxRows": null, "dbType": "My SQL", "dbUrl": "jdbc:mysql://localhost: 3306/uc", "name": "Database Connection 1", "opswiseGroups": ["Accounting"], "sysId": "62701879a6264107bb757a952bcc65cc" }</pre>

Read a Database Connection

URI	http://host_name/uc/resources/databaseconnection
HTTP Method	GET
Description	Retrieves information on a specific Database Connection.
URI Parameters	See Read a Database Connection: URI Parameters , below.
Example URI	http://localhost:8080/uc/resources/databaseconnection?connectionname=Test4
Consumes Content-Type	n/a
Produces Content-Type	application/xml, application/json
Example Response	See Read a Database Connection: Example Response , below.
Database Connection Properties	See Database Connection Properties .

Read a Database Connection: URI Parameters

Parameter	Description	Specifications	Required	Mutually Exclusive With
-----------	-------------	----------------	----------	-------------------------

connectionid	ID used within the Controller to identify this Database Connection.	String; URI parameter.	Y (unless connectionname is specified)	connectionname
connectionname	Name used within the Controller to identify this Database Connection.	String; URI parameter.	Y (unless connectionid is specified)	connectionid

Read a Database Connection: Example Response

XML Response	JSON Response
<pre><databaseConnection retainSysIds="true" version="1">< credentials /><dbDescription /><dbDriver>com.mysql. jdbc.Driver</dbDriver><dbMaxRows /><dbType>My SQL</db Type><dbUrl>jdbc:mysql://localhost:3306/uc</dbUrl><na me>Database Connection 1</name><opswiseGroups /><sysId >62701879a6264107bb757a952bcc65cc</sysId>< /databaseConnection></pre>	<pre>{ "credentials": null, "dbDescription": null, "dbDriver": "com.mysql.jdbc. Driver", "dbMaxRows": null, "dbType": "My SQL", "dbUrl": "jdbc:mysql://localhost: 3306/uc", "name": "Database Connection 1", "opswiseGroups": null, "retainSysIds": true, "sysId": "62701879a6264107bb757a952bcc65cc", "version": 1 }</pre>

Email Connection Web Services

- [Overview](#)
- [Create an Email Connection](#)
- [Delete an Email Connection](#)
- [List Email Connections](#)
- [Modify an Email Connection](#)
- [Read an Email Connection](#)

Overview

Universal Controller supports the following RESTful-based web services for Email Connection operations, which are listed alphabetically on this page.

- [Create an Email Connection](#)
- [Delete an Email Connection](#)
- [List Email Connections](#)
- [Modify an Email Connection](#)
- [Read an Email Connection](#)

Formatting specifications for each web service, including details about property requirements, are provided.

Create an Email Connection

	Description
URI	http://host_name/uc/resources/emailconnection
HTTP Method	POST
Description	Creates an Email Connection .
Example URI	http://localhost:8080/uc/resources/emailconnection
Consumes Content-Type	application/xml, application/json
Produces Content-Type	n/a
Example Request	See Create an Email Connection: Example Request , below.
Example Response	<ul style="list-style-type: none"> • Status 200 /OK Successfully created the Email Connection with sysId {sysId}. • Status 400 /Bad Request Create Email Connection failed. A duplicate value has been detected. Name must be unique.
Email Connection Properties	See Email Connection Properties , below.


Create an Email Connection: Example Request

XML Request	JSON Request
<pre><emailConnection retainSysIds="true">< authentication>true</authentication><defaultPwd>abc1</defaultPwd><defaultUser>user1</defaultUser><description>description</description><emailAddr>jane.doe@stonebranch.com</emailAddr><imapPort /><imapSsl>true</imapSsl><imapStarttls>false</imapStarttls><name>Email Connection 1</name><opswiseGroups /><smtp>server1</smtp><smtpPort>4567</smtpPort><smtpSsl>true</smtpSsl><smtpStarttls>false</smtpStarttls><sysId>62701879a6264107bb757a952bcc65cc</sysId><systemConnection>true</systemConnection><trashFolder /><type>Outgoing</type></emailConnection></pre>	<pre>{ "authentication": true, "defaultPwd": "abc1", "defaultUser": "user1", "description": "description", "emailAddr": "jane.doe@stonebranch.com", "imap": null, "imapPort": null, "imapSsl": true, "imapStarttls": null, "name": "Email Connection 1", "opswiseGroups": null, "retainSysIds": true, "smtp": "server1", "smtpPort": 4567, "smtpSsl": true, "smtpStarttls": false, "systemConnection": true, "sysId": "62701879a6264107bb757a952bcc65cc", "trashFolder": null, "type": "Outgoing" }</pre>

Email Connection Properties

Property	UI Field Name	Description	Specifications	Required
authentication	Authentication Required	If type = Outgoing; Specification for whether or not defaultUser and password are required.	Boolean; Valid values: true /false. Default is false.	N
defaultPwd	Password	If authentication = true; Password that the Controller will use to connect to the server.	<ul style="list-style-type: none"> If defaultPwd is omitted in the request, it will be ignored. If defaultPwd is provided in the request, it will be updated. 	N
defaultUser	User Name	If authentication = true; User name that the Controller will use to connect to the server.		N
description	Description	Description of this record.		N
emailAddr	Email Address	If type = Outgoing; Email address of the sender.		Y
imap	Incoming Mail Server (IMAP)	If type = Incoming; Name or IP address of the incoming email server.		Y

imapPort	IMAP Port	If type = Incoming; Port on the machine where the incoming email server resides.		Y
imapSsl	Enable SSL	If type = Incoming; Specification for whether or not SSL/TLS connectivity is enabled for your server.	Boolean; Valid values: true /false. Default is false.	N
imapStarttls	Enable STARTTLS	If type = Incoming; Specification for whether or not the use of the STARTTLS command (if supported by the server) is enabled to switch the connection to a TLS-protected connection before issuing any login commands. (An appropriate trust store must be configured so that the client will trust the server's certificate.)		N
name	Connection Name	Name used within the Controller to identify this Email Connection.		Y
opwiseGroups	Member of Business Services	Business Services that this record belongs to. XML <div style="border: 1px solid black; padding: 5px; width: fit-content; margin: 5px auto;"> <pre><opwiseGroups><opwiseGroup>group1</opwiseGroup><opwiseGroup>group2</opwiseGroup></opwiseGroups></pre> </div> JSON <div style="border: 1px solid black; padding: 5px; width: fit-content; margin: 5px auto;"> <pre>"opwiseGroups": ["group1", "group2"]</pre> </div>		N
smtp	Outgoing Mail Server (SMTP)	If type = Outgoing; Name or IP address of the outgoing email server.		Y
smtpPort	SMTP Port	If type = Outgoing; Port on the machine where the outgoing email server resides.		Y
smtpSsl	Enable SSL	If type = Outgoing; Specification for whether or not SSL/TLS connectivity is enabled for your server.	Boolean; Valid values: true /false. Default is false.	N
smtpStarttls	Enable STARTTLS	If type = Outgoing; Specification for whether or not the use of the STARTTLS command (if supported by the server) is enabled to switch the connection to a TLS-protected connection before issuing any login commands. (An appropriate trust store must be configured so that the client will trust the server's certificate.)		N
sysId	n/a	System ID field in the database for this Email Connection record.	Persisted only if retainSysIds is set to true.	N
systemConnection	Use for System Notifications	If type = Outgoing; Specification for whether or not this Email Connection is to be used for system notifications.	Boolean; Valid values: true /false. Default is false.	Y
trashFolder	Trash Folder	If type = Incoming; Folder to use for deleted emails.		N

type	Connection Type	Type of Email Connection. Note:  You cannot modify the type after the Email Connection has been created.	Valid Values: <ul style="list-style-type: none"> As String = Outgoing, As Value = 1 As String = Incoming, As Value = 2 Default is Outgoing (1)	Y
------	-----------------	---	---	---

Delete an Email Connection

	Description
URI	http://host_name/uc/resources/emailconnection
HTTP Method	DELETE
Description	Deletes an Email Connection.
URI Parameters	See Delete an Email Connection: URI Parameters , below.
Example URI	http://localhost:8080/uc/resources/emailconnection?connectionname=Test4
Example Response	<ul style="list-style-type: none"> Status 200 /OK Email Connection deleted successfully. Status 400 /Bad Request Mutual exclusion violation. Cannot specify <code>connectionname</code> and <code>connectionid</code> at the same time. Status 404 /Not Found An Email Connection with {name/id} "test" does not exist.

Delete an Email Connection: URI Parameters

Parameter	Description	Specifications	Required	Mutually Exclusive With
connectionid	ID used within the Controller to identify this Email Connection.	String; URI parameter.	Y (unless <code>connectionname</code> is specified)	connectionname
connectionname	Name used within the Controller to identify this Email Connection.	String; URI parameter.	Y (unless <code>connectionid</code> is specified)	connectionid

List Email Connections

	Description
--	-------------

URI	http://host_name/uc/resources/emailconnection/list
HTTP Method	GET
Description	Retrieves information on all Email Connections.
Example URI	http://localhost:8080/uc/resources/emailconnection/list
Authentication	HTTP Basic
Consumes Content-Type	n/a
Produces Content-Type	application/xml, application/json
Example Response	See List Email Connections: Example Response , below.
Email Connection Properties	See Email Connection Properties .

List Email Connections: Example Response

XML Response	JSON Response
---------------------	----------------------

```

<emailConnections><emailConnection version="7"><a
uthentication>true</authentication><defaultUser>u
ser1</defaultUser><description>description</descri
ption><emailAddr>jane.doe@stonebranch.com</email
Addr><imap /><imapPort /><imapSsl>true</imapSsl><
imapStarttls>false</imapStarttls><name>Email
Connection 1</name><opswiseGroups /><smtp>server1<
/smtp><smtpPort>4567</smtpPort><smtpSsl>true</smt
pSsl><smtpStarttls>false</smtpStarttls><sysId>627
01879a6264107bb757a952bcc65cc</sysId><systemConne
ction>true</systemConnection><trashFolder /><type
>Outgoing</type><
/emailConnection><emailConnection version="2"><a
uthentication>true</authentication><defaultUser>us
er2</defaultUser><description>description</descri
ption><emailAddr>john.doe@stonebranch.com</emailA
ddr><imap /><imapPort /><imapSsl>true</imapSsl><i
mapStarttls>false</imapStarttls><name>Email
Connection 2</name><opswiseGroups /><smtp>server2<
/smtp><smtpPort>4568</smtpPort><smtpSsl>true</smt
pSsl><smtpStarttls>false</smtpStarttls><sysId>627
01879a6264107bb757a952bcc65cc</sysId><systemConne
ction>true</systemConnection><trashFolder /><type
>Outgoing</type><
/emailConnection></emailConnections>
    
```

```

{
  "authentication": true,
  "defaultUser": "user1",
  "description": "description",
  "emailAddr": "jane.doe@stonebranch.
com",
  "imap": null,
  "imapPort": null,
  "imapSsl": true,
  "imapStarttls": null,
  "name": "Email Connection 1",
  "opswiseGroups": null,
  "retainSysIds": true,
  "smtp": "server1",
  "smtpPort": 4567,
  "smtpSsl": true,
  "smtpStarttls": false,
  "systemConnection": true,
  "sysId":
  "62701879a6264107bb757a952bcc65cc",
  "trashFolder": null,
  "type": "Outgoing"
}
{
  "authentication": true,
  "defaultUser": "user2",
  "description": "description",
  "emailAddr": "john.doe@stonebranch.
com",
  "imap": null,
  "imapPort": null,
  "imapSsl": true,
  "imapStarttls": null,
  "name": "Email Connection 1",
  "opswiseGroups": null,
  "retainSysIds": true,
  "smtp": "server2",
  "smtpPort": 4568,
  "smtpSsl": true,
  "smtpStarttls": false,
  "systemConnection": true,
  "sysId":
  "62701879a6264107bb757a952bcc65cc",
  "trashFolder": null,
  "type": "Outgoing"
}
    
```

Modify an Email Connection

	Description
URI	http://host_name/uc/resources/emailconnection
HTTP Method	PUT

Description	Modifies the Email Connection specified by the <code>sysId</code> .
Example URI	http://localhost:8080/uc/resources/emailconnection
Consumes Content-Type	application/xml, application/json
Produces Content-Type	n/a
Example Request	See Modify an Email Connection: Example Request , below.
Email Connection Properties	See Email Connection Properties .
Example Response	<ul style="list-style-type: none"> Status 200 /OK Successfully updated the Email Connection with <code>sysId</code> <sysId> to version <version>.

Modify an Email Connection: Example Request

XML Request	JSON Request
<pre><emailConnection><authentication>true</authentication><defaultPwd>abc1</defaultPwd><defaultUser>user1</defaultUser><description>description</description><emailAddr>jane.doe@stonebranch.com</emailAddr><imap /><imapPort /><imapSsl>true</imapSsl><imapStarttls>false</imapStarttls><name>Email Connection 1</name><opwiseGroups /><smtp>server1</smtp><smtpPort>4567</smtpPort><smtpSsl>true</smtpSsl><smtpStarttls>false</smtpStarttls><sysId>62701879a6264107bb757a952bcc65cc</sysId><systemConnection>true</systemConnection><trashFolder /><type>Outgoing</type></emailConnection></pre>	<pre>{ "authentication": true, "defaultPwd": "abc1", "defaultUser": "user1", "description": "description", "emailAddr": "jane.doe@stonebranch.com", "imap": null, "imapPort": null, "imapSsl": true, "imapStarttls": null, "name": "Email Connection 1", "opwiseGroups": null, "smtp": "server1", "smtpPort": 4567, "smtpSsl": true, "smtpStarttls": false, "systemConnection": true, "sysId": "62701879a6264107bb757a952bcc65cc", "trashFolder": null, "type": "Outgoing" }</pre>

Read an Email Connection

URI	http://host_name/uc/resources/emailconnection
HTTP Method	GET
Description	Retrieves information on a specific Email Connection.

URI Parameters	See Read an Email Connection: URI Parameters , below.
Example URI	http://localhost:8080/uc/resources/emailconnection?connectionname=Test4
Consumes Content-Type	n/a
Produces Content-Type	application/xml, application/json
Example Response	See Read an Email Connection: Example Response , below.
Email Connection Properties	See Email Connection Properties .

Read an Email Connection: URI Parameters

Parameter	Description	Specifications	Required	Mutually Exclusive With
connectionid	ID used within the Controller to identify this Email Connection.	String; URI parameter.	Y (unless connectionname is specified)	connectionname
connectionname	Name used within the Controller to identify this Email Connection.	String; URI parameter.	Y (unless connectionid is specified)	connectionid

Read an Email Connection: Example Response

XML Response	JSON Response
<pre><emailConnection retainSysIds="true" version="1">< authentication>true</authentication><defaultUser>u ser1</defaultUser><description>description</descri ption><emailAddr>jane.doe@stonebranch.com</emailAd dr><imap /><imapPort /><imapSsl>true</imapSsl><ima pStarttls>>false</imapStarttls><name>Email Connection 1</name><opwiseGroups /><smtp>server1</ smtp><smtpPort>4567</smtpPort><smtpSsl>true</smtpS sl><smtpStarttls>>false</smtpStarttls><sysId>627018 79a6264107bb757a952bcc65cc</sysId><systemConnection >true</systemConnection><trashFolder /><type>Outgo ing</type></emailConnection></pre>	<pre>{ "authentication": true, "defaultUser": "user1", "description": "description", "emailAddr": "jane. doe@stonebranch.com", "imap": null, "imapPort": null, "imapSsl": true, "imapStarttls": null, "name": "Email Connection 1", "opwiseGroups": null, "retainSysIds": true, "smtp": "server1", "smtpPort": 4567, "smtpSsl": true, "smtpStarttls": false, "systemConnection": true, "sysId": "62701879a6264107bb757a952bcc65cc", "trashFolder": null, "type": "Outgoing", "version": 1 }</pre>

Email Template Web Services

- [Overview](#)
- [Create an Email Template](#)
- [Delete an Email Template](#)
- [List Email Templates](#)
- [Modify an Email Template](#)
- [Read an Email Template](#)

Overview

Universal Controller supports the following RESTful-based web services for Email Template operations, which are listed alphabetically on this page.

- [Create an Email Template](#)
- [Delete an Email Template](#)
- [List Email Template](#)
- [Modify an Email Template](#)
- [Read an Email Template](#)

Formatting specifications for each web service, including details about property requirements, are provided.

Create an Email Template

	Description
URI	http://host_name/uc/resources/emailtemplate
HTTP Method	POST
Description	Creates an Email Template .
Example URI	http://localhost:8080/uc/resources/emailtemplate
Consumes Content-Type	application/xml, application/json
Produces Content-Type	n/a
Example Request	See Create an Email Template: Example Request , below.
Example Response	<ul style="list-style-type: none"> • Status 200 /OK Successfully created the Email Template with sysId {sysId}. • Status 400 /Bad Request Create Email Template failed. A duplicate value has been detected. Name must be unique.
Email Template Properties	See Email Template Web Services#Email Template Properties , below.

Create an Email Template: Example Request

XML Request	JSON Request
<pre><emailTemplate retainSysIds="true">< bcc /><body>This is the body text.</ body><cc /><connection>QA #1</connec tion><description /><opswiseGroups /><replyTo /><subject>SAP Task email</subject><sysId>55b5d2a6176e4c 499cbd43b0d4cc6515</sysId><templat eName>SAP Task email template</templat eName><to>doc@stonebranch.com</to>< /emailTemplate></pre>	<pre>{ "bcc": null, "body": "This is the body text.", "cc": null, "connection": "QA #1", "description": null, "opswiseGroups": null, "replyTo": null, "subject": "SAP Task email", "sysId": "55b5d2a6176e4c499cbd43b0d4cc6515", "templateName": "SAP Task email template", "to": "doc@stonebranch.com" }</pre>

Email Template Properties

Property	UI Field Name	Description	Specifications	Required
connection	Email Connection	Connection used for the Email Template.		Y
description	Description	Description of this record.		N
opswiseGroups	Member of Business Services	Business Services that this record belongs to.		N
replyTo	Reply-To	Email address of the sender.	Use commas to separate multiple recipients.	N
subject	Subject	Subject line of the email.		N
templateName	Template Name	Name used within the Controller to identify this resource.	Maximum = 40 alphanumeric.	Y
bcc	BCC	Email address of the party being sent a blind (hidden) copy of the email, if any.	Use commas to separate multiple recipients.	Y (unless cc or to is specified)
cc	CC	Email address of the party being sent a copy of the email, if any.	Use commas to separate multiple recipients.	Y (unless bcc or to is specified)
to	To	Email address of the recipient.	Use commas to separate multiple recipients.	Y (unless cc or bcc is specified)
sysId	n/a	System ID field in the database for this Email Template record.	Persisted only if retainSysIds is set to true.	N

Delete an Email Template

	Description
URI	http://host_name/uc/resources/emailtemplate

HTTP Method	DELETE
Description	Deletes an Email Template.
URI Parameters	See Delete an Email Template: URI Parameters , below.
Example URI	http://localhost:8080/uc/resources/emailtemplate?templatename=Test4
Example Response	<ul style="list-style-type: none"> • Status 200 /OK Email Template deleted successfully. • Status 400 /Bad Request Mutual exclusion violation. Cannot specify <code>templatename</code> and <code>templateid</code> at the same time. • Status 404 /Not Found An Email Template with <code>{name/id}</code> "test" does not exist.

Delete an Email Template: URI Parameters

Parameter	Description	Specifications	Required	Mutually Exclusive With
<code>templateid</code>	ID used within the Controller to identify this Email Template.	String; URI parameter.	Y (unless <code>templatename</code> is specified)	<code>templatename</code>
<code>templatename</code>	Name used within the Controller to identify this Email Template.	String; URI parameter.	Y (unless <code>templateid</code> is specified)	<code>templateid</code>

List Email Templates

	Description
URI	http://host_name/uc/resources/emailtemplate/list
HTTP Method	GET
Description	Retrieves information on all Email Templates.
Example URI	http://localhost:8080/uc/resources/emailtemplate/list
Authentication	HTTP Basic
Consumes Content-Type	n/a
Produces Content-Type	application/xml, application/json
Example Response	See List Email Templates: Example Response , below.
Email Template Properties	See Email Template Web Services#Email Template Properties .

List Email Templates: Example Response

XML Response	JSON Response
<pre><emailTemplates><emailTemplate version="7"><b cc /><body>This is the body text.</body><cc /><connection>QA #1</connection><description /><opswiseGroups /><replyTo /><subject>SAP Task email</subject><sysId>55b5d2a6176e4c499c bd43b0d4cc6515</sysId><templateName>SAP Task email template</templateName><to>doc@stonebra nch.com</to></emailTemplate><emailTemplate version="2"><bcc /><body>This is the body text.</body><cc /><connection>QA #2</connecti on><description /><opswiseGroups /><replyTo /><subject>Email Task email</subject><sysId>6 2701879a6264107bb757a952bcc65cc</sysId><templ ateName>Email Task email template</templateNa me><to>doc@stonebranch.com</to>< /emailTemplate></emailTemplates></pre>	<pre>[{ "bcc": null, "body": "This is the body text.", "cc": null, "connection": "QA #1", "description": null, "opswiseGroups": null, "replyTo": null, "subject": "SAP Task email", "sysId": "55b5d2a6176e4c499cbd43b0d4cc6515", "templateName": "SAP Task email template", "to": "doc@stonebranch.com", "version": 7 } { "bcc": null, "body": "This is the body text.", "cc": null, "connection": "QA #2", "description": null, "opswiseGroups": null, "replyTo": null, "subject": "Email Task email", "sysId": "62701879a6264107bb757a952bcc65cc", "templateName": "Email Task email template", "to": "doc@stonebranch.com", "version": 2 }]</pre>

Modify an Email Template

	Description
URI	http://host_name/uc/resources/emailtemplate
HTTP Method	PUT
Description	Modifies the Email Template specified by the <code>sysId</code> .
Example URI	http://localhost:8080/uc/resources/emailtemplate
Consumes Content-Type	application/xml, application/json
Produces Content-Type	n/a
Example Request	See Modify an Email Template: Example Request , below.
Email Template Properties	See Email Template Web Services#Email Template Properties .

Example Response	<ul style="list-style-type: none"> Status 200 /OK Successfully updated the Email Template with sysId <sysId> to version <version>.
------------------	---

Modify an Email Template: Example Request

XML Request	JSON Request
<pre><emailTemplate><bcc /></body><body>This is the body text.</body><cc /></connection>QA #1</connection><description /></opswiseGroups /></replyTo /></subject>SAP Task email</subject /></sysId>55b5d2a6176e4c499cbd43b0d4cc6515</sysId><templateName>SAP Task email template</templateName></to>doc@stonebranch.com</to></emailTemplate></pre>	<pre>{ "bcc": null, "body": "This is the body text.", "cc": null, "connection": "QA #1", "description": null, "opswiseGroups": null, "replyTo": null, "subject": "SAP Task email", "sysId": "55b5d2a6176e4c499cbd43b0d4cc6515", "templateName": "SAP Task email template", "to": "doc@stonebranch.com" }</pre>

Read an Email Template

URI	http://host_name/uc/resources/emailtemplate
HTTP Method	GET
Description	Retrieves information on a specific Email Template.
URI Parameters	See Read an Email Template: URI Parameters , below.
Example URI	http://localhost:8080/uc/resources/emailtemplate?templatename=Test4
Consumes Content-Type	n/a
Produces Content-Type	application/xml, application/json
Example Response	See Read an Email Template: Example Response , below.
Email Template Properties	See Email Template Web Services#Email Template Properties .

Read an Email Template: URI Parameters

Parameter	Description	Specifications	Required	Mutually Exclusive With
-----------	-------------	----------------	----------	-------------------------

templateid	ID used within the Controller to identify this Email Template.	String; URI parameter.	Y (unless templatename is specified)	templatename
templatename	Name used within the Controller to identify this Email Template.	String; URI parameter.	Y (unless templateid is specified)	templateid

Read an Email Template: Example Response

XML Response	JSON Response
<pre><emailTemplate retainSysIds="true" version="1">< bcc /><body>This is the body text.</body><cc />< connection>QA #1</connection><description /><ops wiseGroups /><replyTo /><subject>SAP Task email</ subject><sysId>55b5d2a6176e4c499cbd43b0d4cc6515</ sysId><templateName>SAP Task email template</tem plateName><to>doc@stonebranch.com</to>< /emailTemplate></pre>	<pre>{ "bcc": null, "body": "This is the body text.", "cc": null, "connection": "QA #1", "description": null, "opwiseGroups": null, "replyTo": null, "subject": "SAP Task email", "sysId": "55b5d2a6176e4c499cbd43b0d4cc6515", "templateName": "SAP Task email template", "to": "doc@stonebranch.com", "version": 1 }</pre>

PeopleSoft Connection Web Services

- [Overview](#)
- [Create a PeopleSoft Connection](#)
- [Delete a PeopleSoft Connection](#)
- [List PeopleSoft Connections](#)
- [Modify a PeopleSoft Connection](#)
- [Read a PeopleSoft Connection](#)

Overview

Universal Controller supports the following RESTful-based web services for PeopleSoft Connection operations, which are listed alphabetically on this page.

- [Create a PeopleSoft Connection](#)
- [Delete a PeopleSoft Connection](#)
- [List PeopleSoft Connections](#)
- [Modify a PeopleSoft Connection](#)
- [Read a PeopleSoft Connection](#)

Formatting specifications for each web service, including details about property requirements, are provided.

Create a PeopleSoft Connection


	Description
URI	http://host_name/uc/resources/peoplesoftconnection
HTTP Method	POST
Description	Creates a PeopleSoft Connection .
Example URI	http://localhost:8080/uc/resources/peoplesoftconnection
Consumes Content-Type	application/xml, application/json
Produces Content-Type	n/a
Example Request	See Create a PeopleSoft Connection: Example Request , below.
Example Response	<ul style="list-style-type: none"> • Status 200 /OK Successfully created the PeopleSoft Connection with sysId {sysId}. • Status 400 /Bad Request Create PeopleSoft Connection failed. A duplicate value has been detected. Name must be unique.
PeopleSoft Connection Properties	See PeopleSoft Connection Properties , below.

Create a PeopleSoft Connection: Example Request

XML Request	JSON Request
<pre><peoplesoftConnection retainSysIds="true">< credentials>user 1</credentials><description> description</description><endpoint>uups. stone.branch:8080</endpoint><name>PeopleSoft Connection 1</name><opswiseGroups /><port >8080</port><server>uups.stone.branch</serv er><sysId>62701879a6264107bb757a952bcc65cc</ sysId></peoplesoftConnection></pre>	<pre>{ "credentials": "user 1", "description": "description", "endpoint": "uups.stone.branch: 8080", "name": "PeopleSoft Connection 1", "opswiseGroups": null, "port": "8080", "retainSysIds": true, "server": "uups.stone.branch", "sysId": "62701879a6264107bb757a952bcc65cc" }</pre>

PeopleSoft Connection Properties

Property	UI Field Name	Description	Specifications	Required
credentials	Credentials	Credentials for the PeopleSoft connection.		N
description	Description	User-defined; description of this record.		N
name	Connection Name	Name used within the Controller to identify this PeopleSoft Connection.		Y
endpoint	Endpoint	Web service endpoint for the PROCESSREQUEST service.		Y
opswiseGro ups	Member of Business Services	Business Services that this record belongs to. XML <pre><opswiseGroups><opswiseGroup>group1</opswiseGroup><opswiseGroup>group2< /opswiseGroup></opswiseGroups></pre> JSON <pre>"opswiseGroups": ["group1", "group2"]</pre>		N
port	Port	Port number for the PeopleSoft application server.		N

retainSysIds	n/a	<p>Specification for whether or not the Create a PeopleSoft Connection web service will persist the <code>sysId</code> property.</p> <ul style="list-style-type: none"> If <code>retainSysIds="true"</code> and <code>sysId</code> is included in the request/response, <code>sysId</code> will be persisted to the database. If <code>retainSysIds="false"</code> and <code>sysId</code> is included in the request/response, <code>sysId</code> will be ignored; it will be autogenerated by the Controller. <p>Note  In XML web services, <code>retainSysIds</code> is specified as an attribute in the <code><PeopleSoftConnection></code> element.</p>	Valid values: true/false (default is true).	N
server	Server	Host name of the Name or IP address of the PeopleSoft application server.		Y
sysId	n/a	System ID field in the database for this PeopleSoft Connection record.	Persisted only if <code>retainSysIds</code> is set to true.	N

Delete a PeopleSoft Connection

	Description
URI	http://host_name/uc/resources/peoplesoftconnection
HTTP Method	DELETE
Description	Deletes a PeopleSoft Connection.
URI Parameters	See Delete a PeopleSoft Connection: URI Parameters , below.
Example URI	http://localhost:8080/uc/resources/peoplesoftconnection?connectionname=Test4
Example Response	<ul style="list-style-type: none"> Status 200 /OK PeopleSoft Connection deleted successfully. Status 400 /Bad Request Mutual exclusion violation. Cannot specify <code>connectionname</code> and <code>connectionid</code> at the same time. Status 404 /Not Found a PeopleSoft Connection with {name/id} "test" does not exist.

Delete a PeopleSoft Connection: URI Parameters

Parameter	Description	Specifications	Required	Mutually Exclusive With
connectionid	ID used within the Controller to identify this PeopleSoft Connection.	String; URI parameter.	Y (unless <code>connectionname</code> is specified)	connectionname
connectionname	Name used within the Controller to identify this PeopleSoft Connection.	String; URI parameter.	Y (unless <code>connectionid</code> is specified)	connectionid

List PeopleSoft Connections

	Description
URI	http://host_name/uc/resources/peoplesoftconnection/list
HTTP Method	GET
Description	Retrieves information on all PeopleSoft Connections.
Example URI	http://localhost:8080/uc/resources/peoplesoftconnection/list
Authentication	HTTP Basic
Consumes Content-Type	n/a
Produces Content-Type	application/xml, application/json
Example Response	See List PeopleSoft Connections: Example Response , below.
PeopleSoft Connection Properties	See PeopleSoft Connection Properties .

List PeopleSoft Connections: Example Response

XML Response	JSON Response
<pre><peoplesoftConnections><peoplesoftConnection version="7"><credentials>user 1</credentials><description>description</description><endpoint>uups.stone.branch:8080</endpoint><name>PeopleSoft Connection 1</name><opwiseGroups /><port>8080</port><server>uups.stone.branch</server><sysId>62701879a6264107bb757a952bcc65cc</sysId></peoplesoftConnection><peoplesoftConnection version="2"><credentials>user 2</credentials><description>description</description><endpoint>uups.stone.branch:8090</endpoint><name>PeopleSoft Connection 2</name><opwiseGroups /><port>8090</port><server>uups.stone.branch</server><sysId>3d7a03053ad64de1b21b6849e6deafd9</sysId></peoplesoftConnection></peoplesoftConnections></pre>	<pre>[{ { "credentials": "user 1", "description": "description", "endpoint": "uups.stone.branch:8080", "name": "PeopleSoft Connection 1", "opwiseGroups": null, "port": "8080", "server": "uups.stone.branch", "sysId": "62701879a6264107bb757a952bcc65cc", "version": 7 }, { "credentials": "user 2", "description": "description", "endpoint": "uups.stone.branch:8090", "name": "PeopleSoft Connection 2", "opwiseGroups": null, "port": "8090", "server": "uups.stone.branch", "sysId": "3d7a03053ad64de1b21b6849e6deafd9", "version": 2 } }</pre>

Modify a PeopleSoft Connection

	Description
URI	http://host_name/uc/resources/peoplesoftconnection
HTTP Method	PUT
Description	Modifies the PeopleSoft Connection specified by the <code>sysId</code> .
Example URI	http://localhost:8080/uc/resources/peoplesoftconnection
Consumes Content-Type	application/xml, application/json
Produces Content-Type	n/a
Example Request	See Modify a PeopleSoft Connection: Example Request , below.
PeopleSoft Connection Properties	See PeopleSoft Connection Properties .
Example Response	<ul style="list-style-type: none"> Status 200 /OK Successfully updated the PeopleSoft Connection with <code>sysId</code> <sysId> to version <version>.

Modify a PeopleSoft Connection: Example Request

XML Request	JSON Request
<pre><peoplesoftConnection><credentials>user 1</credentials><description>description</description><endpoint>uups.stone.branch:8080</endpoint><name>PeopleSoft Connection 1</name><opswiseGroups /><port>8080</port><server>uups.stone.branch</server><sysId>62701879a6264107bb757a952bcc65cc</sysId></peoplesoftConnection></pre>	<pre>{ "credentials": "user 1", "description": "description", "endpoint": "uups.stone.branch:8080", "name": "PeopleSoft Connection 1", "opswiseGroups": null, "port": "8080", "server": "uups.stone.branch", "sysId": "62701879a6264107bb757a952bcc65cc" }</pre>

Read a PeopleSoft Connection

URI	http://host_name/uc/resources/peoplesoftconnection
HTTP Method	GET
Description	Retrieves information on a specific PeopleSoft Connection.

URI Parameters	See Read a PeopleSoft Connection: URI Parameters , below.
Example URI	http://localhost:8080/uc/resources/peoplesoftconnection?connectionname=Test4
Consumes Content-Type	n/a
Produces Content-Type	application/xml, application/json
Example Response	See Read a PeopleSoft Connection: Example Response , below.
PeopleSoft Connection Properties	See PeopleSoft Connection Properties .

Read a PeopleSoft Connection: URI Parameters

Parameter	Description	Specifications	Required	Mutually Exclusive With
connectionid	ID used within the Controller to identify this PeopleSoft Connection.	String; URI parameter.	Y (unless connectionname is specified)	connectionname
connectionname	Name used within the Controller to identify this PeopleSoft Connection.	String; URI parameter.	Y (unless connectionid is specified)	connectionid

Read a PeopleSoft Connection: Example Response

XML Response	JSON Response
<pre><peoplesoftConnection retainSysIds="true" version="1">< credentials>user 1</credentials><description>descriptio n</description><endpoint>uups.stone.branch:8080</endpoi nt><name>PeopleSoft Connection 1</name><opswiseGroups /><port>8080</port><server>uups.stone.branch</server><s ysId>62701879a6264107bb757a952bcc65cc</sysId>< /peoplesoftConnection></pre>	<pre>{ "credentials": "user 1", "description": "description", "endpoint": "uups.stone.branch: 8080", "name": "PeopleSoft Connection 1", "opswiseGroups": null, "port": "8080", "retainSysIds": true, "server": "uups.stone.branch", "sysId": "62701879a6264107bb757a952bcc65cc", "version": 1 }</pre>

SAP Connection Web Services

- [Overview](#)
- [Create an SAP Connection](#)
- [Delete an SAP Connection](#)
- [List SAP Connections](#)
- [Modify an SAP Connection](#)
- [Read an SAP Connection](#)
- [SAP Connection Properties](#)


Overview

Universal Controller supports the following RESTful-based web services for SAP Connection operations, which are listed alphabetically on this page.

- [Create an SAP Connection](#)
- [Delete an SAP Connection](#)
- [List SAP Connections](#)
- [Modify an SAP Connection](#)
- [Read an SAP Connection](#)

Formatting specifications for each web service, including details about property requirements, are provided.

Create an SAP Connection

	Description
URI	http://host_name/uc/resources/sapconnection
HTTP Method	POST
Description	Creates an SAP Connection .
Example URI	http://localhost:8080/uc/resources/sapconnection 
Consumes Content-Type	application/xml, application/json
Produces Content-Type	n/a
Example Request	See Create an SAP Connection: Example Request , below.
Example Response	<ul style="list-style-type: none"> • Status 200 /OK Successfully created the SAP Connection with sysId {sysId}. • Status 400 /Bad Request Create SAP Connection failed. A duplicate value has been detected. Name must be unique.
SAP Connection Properties	See SAP Connection Properties , below.

Create an SAP Connection: Example Request

XML Request	JSON Request
<pre><sapConnection retainSysIds="true"><description>description</description><name>SAP Connection 1</name><opwiseGroups /><sapAshost /><sapClient /><sapConnectionType>Load Balancing</sapConnectionType><sapGroup>groupa</sapGroup><sapGwhost>ABC</sapGwhost><sapGwserv>test</sapGwserv><sapMshost>server</sapMshost><sapMysapso2>>D:\ellen\qa\uc\testdir\new.data</sapMysapso2><sapR3name>777</sapR3name><sapSaprouter>/H/192.168.30.17/S/3297/H/155.56.59.11</sapSaprouter><sapSncLib>/qa/durability_export</sapSncLib><sapSncMode>Off </sapSncMode><sapSncMyname>my_test_name</sapSncMyname><sapSncPartnername>partnername</sapSncPartnername><sapSncQop>Integrity Protection</sapSncQop><sapSncSso>No</sapSncSso><sapSysnr /><sapUseSymbolicNames>Yes</sapUseSymbolicNames><sapX509cert>D:\ellen\qa\uc\testdir\ecu.txt</sapX509cert><sysId>1c6a3b42f2704ae8b3f2b62cc5f867c9</sysId></sapConnection></pre>	<pre>{ "description": null, "name": "SAP Connection 1", "opwiseGroups": [], "retainSysIds": true, "sapAshost": null, "sapClient": null, "sapConnectionType": "Load Balancing", "sapGroup": "groupa", "sapGwhost": "ABC", "sapGwserv": "test", "sapMshost": "server", "sapMysapso2": "D: \\ellen\\qa\\uc\\testdir\\new.data", "sapR3name": "777", "sapSaprouter": "/H/192.168.30.17/S/3297 /H/155.56.59.11", "sapSncLib": "/qa/durability_export", "sapSncMode": "Off", "sapSncMyname": "my_test_name", "sapSncPartnername": "partnername", "sapSncQop": "Integrity Protection", "sapSncSso": "No", "sapSysnr": null, "sapUseSymbolicNames": "Yes", "sapX509cert": "D: \\ellen\\qa\\uc\\testdir\\ecu.txt", "sysId": "1c6a3b42f2704ae8b3f2b62cc5f867c9" }</pre>

Delete an SAP Connection

	Description
URI	http://host_name/uc/resources/sapconnection
HTTP Method	DELETE
Description	Deletes an SAP Connection.
URI Parameters	See Delete an SAP Connection: URI Parameters , below.
Example URI	http://localhost:8080/uc/resources/sapconnection?connectionname=Test4

Example Response	<ul style="list-style-type: none"> • Status 200 /OK SAP Connection deleted successfully. • Status 400 /Bad Request Mutual exclusion violation. Cannot specify <code>connectionname</code> and <code>connectionid</code> at the same time. • Status 404 /Not Found An SAP Connection with <code>{name/id}</code> "test" does not exist.
------------------	---

Delete an SAP Connection: URI Parameters

Parameter	Description	Specifications	Required	Mutually Exclusive With
<code>connectionid</code>	ID used within the Controller to identify this SAP Connection.	String; URI parameter.	Y (unless <code>connectionname</code> is specified)	<code>connectionname</code>
<code>connectionname</code>	Name used within the Controller to identify this SAP Connection.	String; URI parameter.	Y (unless <code>connectionid</code> is specified)	<code>connectionid</code>

List SAP Connections

	Description
URI	http://host_name/uc/resources/sapconnection/list
HTTP Method	GET
Description	Retrieves information on all SAP Connections.
Example URI	http://localhost:8080/uc/resources/sapconnection/list
Authentication	HTTP Basic
Consumes Content-Type	n/a
Produces Content-Type	application/xml, application/json
Example Response	See List SAP Connections: Example Response , below.
SAP Connection Properties	See SAP Connection Properties .

List SAP Connections: Example Response


XML Response	JSON Response

```

<sapConnections><sapConnection version="7"><d
escription>description</description><name>SAP
Connection 1</name><opswiseGroups /><sapAshost
 /><sapClient /><sapConnectionType>Load
Balancing</sapConnectionType><sapGroup>groupa<
 /sapGroup><sapGwhost>ABC</sapGwhost><sapGwserv
>test</sapGwserv><sapMshost>server</sapMshost
><sapMysapssso2>>D:\ellen\qa\uc\testdir\new.
data</sapMysapssso2><sapR3name>777</sapR3name><
sapSaprouter>/H/192.168.30.17/S/3297/H/155.
56.59.11</sapSaprouter><sapSncLib>/qa
/durability_export</sapSncLib><sapSncMode>Off
</sapSncMode><sapSncMyname>my_est_name</sapSn
cMyname><sapSncPartnername>partnername</sapSn
cPartnername><sapSncQop>Integrity Protection</
sapSncQop><sapSncSso>No</sapSncSso><sapSysnr
 /><sapUseSymbolicNames>Yes</sapUseSymbolicNam
es><sapX509cert>D:\ellen\qa\uc\testdir\ecu.
txt</sapX509cert><sysId>1c6a3b42f2704ae8b3f2b
62cc5f867c9</sysId><
 /sapConnection><sapConnection version="2"><de
scription>description</description><name>SAP
Connection 1</name><opswiseGroups /><sapAshost
 /><sapClient /><sapConnectionType>Load
Balancing</sapConnectionType><sapGroup>groupa<
 /sapGroup><sapGwhost>ABC</sapGwhost><sapGwserv
>test</sapGwserv><sapMshost>server</sapMshost
><sapMysapssso2>>D:\ellen\qa\uc\testdir\new.
data</sapMysapssso2><sapR3name>777</sapR3name><
sapSaprouter>/H/192.168.30.17/S/3297/H/155.
56.59.11</sapSaprouter><sapSncLib>/qa
/durability_export</sapSncLib><sapSncMode>Off<
 /sapSncMode><sapSncMyname>my_test_name</sapSn
cMyname><sapSncPartnername>partnername</sapSn
cPartnername><sapSncQop>Integrity Protection</
sapSncQop><sapSncSso>No</sapSncSso><sapSysnr
 /><sapUseSymbolicNames>Yes</sapUseSymbolicNam
es><sapX509cert>D:\ellen\qa\uc\testdir\ecu.
txt</sapX509cert><sysId>3d7a03053ad64de1b21b6
849e6deafd9</sysId><
 /sapConnection><sapConnections>
[ {
  "description": null,
  "name": "SAP Connection 1",
  "opswiseGroups": [],
  "retainSysIds": true,
  "sapAshost": null,
  "sapClient": null,
  "sapConnectionType": "Load Balancing",
  "sapGroup": "groupa",
  "sapGwhost": "ABC",
  "sapGwserv": "test",
  "sapMshost": "server",
  "sapMysapssso2": "D:
\\ellen\\qa\\uc\\testdir\\new.data",
  "sapR3name": "777",
  "sapSaprouter": "/H/192.168.30.17/S/3297/H
/155.56.59.11",
  "sapSncLib": "/qa/durability_export",
  "sapSncMode": "Off",
  "sapSncMyname": "my_test_name",
  "sapSncPartnername": "partnername",
  "sapSncQop": "Integrity Protection",
  "sapSncSso": "No",
  "sapSysnr": null,
  "sapUseSymbolicNames": "Yes",
  "sapX509cert": "D:
\\ellen\\qa\\uc\\testdir\\ecu.txt",
  "sysId": "1c6a3b42f2704ae8b3f2b62cc5f867c9"
version": 7
},
{
  "description": null,
  "name": "SAP Connection 1",
  "opswiseGroups": [],
  "retainSysIds": true,
  "sapAshost": null,
  "sapClient": null,
  "sapConnectionType": "Load Balancing",
  "sapGroup": "groupa",
  "sapGwhost": "ABC",
  "sapGwserv": "test",
  "sapMshost": "server",
  "sapMysapssso2": "D:
\\ellen\\qa\\uc\\testdir\\new.data",
  "sapR3name": "777",
  "sapSaprouter": "/H/192.168.30.17/S/3297/H
/155.56.59.11",
  "sapSncLib": "/qa/durability_export",
  "sapSncMode": "Off",
  "sapSncMyname": "my_test_name",
  "sapSncPartnername": "partnername",
  "sapSncQop": "Integrity Protection",
  "sapSncSso": "No",
  "sapSysnr": null,
  "sapUseSymbolicNames": "Yes",
  "sapX509cert": "D:
\\ellen\\qa\\uc\\testdir\\ecu.txt",
  "sysId": "3d7a03053ad64de1b21b6849e6deafd9"
version": 2
}
]

```


Modify an SAP Connection

	Description
URI	http://host_name/uc/resources/sapconnection
HTTP Method	PUT
Description	Modifies the SAP Connection specified by the <code>sysId</code> .
Example URI	http://localhost:8080/uc/resources/sapconnection 
Consumes Content-Type	application/xml, application/json
Produces Content-Type	n/a
Example Request	See Modify an SAP Connection: Example Request , below.
SAP Connection Properties	See SAP Connection Properties .
Example Response	<ul style="list-style-type: none"> Status 200 /OK Successfully updated the SAP Connection with sysId <sysId> to version <version>.

Modify an SAP Connection: Example Request

XML Request	JSON Request
--------------------	---------------------

```
<sapConnection><description>description</description><name>SAP Connection 1</name><opswiseGroups /><sapAshost /><sapClient /><sapConnectionType>Load Balancing</sapConnectionType><sapGroup>groupa</sapGroup><sapGwhost>ABC</sapGwhost><sapGwserv>test</sapGwserv><sapMshost>server</sapMshost><sapMysapssso2>>D:\ellen\qa\uc\testdir\new.data</sapMysapssso2><sapR3name>777</sapR3name><sapSaprouter>/H/192.168.30.17/S/3297/H/155.56.59.11</sapSaprouter><sapSncLib>/qa/durability_export</sapSncLib><sapSncMode>Off </sapSncMode><sapSncMyname>my_test_name</sapSncMyname><sapSncPartnername>partnername</sapSncPartnername><sapSncQop>Integrity Protection</sapSncQop><sapSncSso>No</sapSncSso><sapSysnr /><sapUseSymbolicNames>Yes</sapUseSymbolicNames><sapX509cert>D:\ellen\qa\uc\testdir\ecu.txt</sapX509cert><sysId>1c6a3b42f2704ae8b3f2b62cc5f867c9</sysId></sapConnection>
```

```
{
  "description": null,
  "name": "SAP Connection 1",
  "opswiseGroups": [],
  "retainSysIds": true,
  "sapAshost": null,
  "sapClient": null,
  "sapConnectionType": "Load Balancing",
  "sapGroup": "groupa",
  "sapGwhost": "ABC",
  "sapGwserv": "test",
  "sapMshost": "server",
  "sapMysapssso2": "D:
\\ellen\\qa\\uc\\testdir\\new.data",
  "sapR3name": "777",
  "sapSaprouter": "/H/192.168.30.17/S/3297
/H/155.56.59.11",
  "sapSncLib": "/qa/durability_export",
  "sapSncMode": "Off",
  "sapSncMyname": "my_test_name",
  "sapSncPartnername": "partnername",
  "sapSncQop": "Integrity Protection",
  "sapSncSso": "No",
  "sapSysnr": null,
  "sapUseSymbolicNames": "Yes",
  "sapX509cert": "D:
\\ellen\\qa\\uc\\testdir\\ecu.txt",
  "sysId":
"1c6a3b42f2704ae8b3f2b62cc5f867c9"
}
```

Read an SAP Connection

URI	http://host_name/uc/resources/sapconnection
HTTP Method	GET
Description	Retrieves information on a specific SAP Connection.
URI Parameters	See Read an SAP Connection: URI Parameters , below.
Example URI	http://localhost:8080/uc/resources/sapconnection?connectionname=Test4
Example Response	See Read an SAP Connection: Example Response , below.
SAP Connection Properties	See SAP Connection Properties .

Read an SAP Connection: URI Parameters

Parameter	Description	Specifications	Required	Mutually Exclusive With
connectionid	ID used within the Controller to identify this SAP Connection.	String; URI parameter.	Y (unless connectionname is specified)	connectionname


connectionname	Name used within the Controller to identify this SAP Connection.	String; URI parameter.	Y (unless connectionid is specified)	connectionid
----------------	--	------------------------	---	--------------

Read an SAP Connection: Example Response

XML Response	JSON Response
<pre><sapConnection retainSysIds="true" version="1"><description>description</description><name>SAP Connection 1</name><opswiseGroups /><sapAshost /><sapClient /><sapConnectionType>Load Balancing</sapConnectionType><sapGroup>groupa</sapGroup><sapGwhost>ABC</sapGwhost><sapGwserver>test</sapGwserver><sapMshost>server</sapMshost><sapMysapssso2>>D:\ellen\qa\uc\testdir\new.data</sapMysapssso2><sapR3name>777</sapR3name><sapSaprouter>/H/192.168.30.17/S/3297/H/155.56.59.11</sapSaprouter><sapSncLib>/qa/durability_export</sapSncLib><sapSncMode>Off </sapSncMode><sapSncMyname>my_test_name</sapSncMyname><sapSncPartnername>partnername</sapSncPartnername><sapSncQop>Integrity Protection</sapSncQop><sapSncSso>No</sapSncSso><sapSysnr /><sapUseSymbolicNames>Yes</sapUseSymbolicNames><sapX509cert>D:\ellen\qa\uc\testdir\ecu.txt</sapX509cert><sysId>1c6a3b42f2704ae8b3f2b62cc5f867c9</sysId></sapConnection></pre>	<pre>{ "description": null, "name": "SAP Connection 1", "opswiseGroups": [], "retainSysIds": true, "sapAshost": null, "sapClient": null, "sapConnectionType": "Load Balancing", "sapGroup": "groupa", "sapGwhost": "ABC", "sapGwserver": "test", "sapMshost": "server", "sapMysapssso2": "D:\\ellen\\qa\\uc\\testdir\\new.data", "sapR3name": "777", "sapSaprouter": "/H/192.168.30.17/S/3297/H/155.56.59.11", "sapSncLib": "/qa/durability_export", "sapSncMode": "Off", "sapSncMyname": "my_test_name", "sapSncPartnername": "partnername", "sapSncQop": "Integrity Protection", "sapSncSso": "No", "sapSysnr": null, "sapUseSymbolicNames": "Yes", "sapX509cert": "D:\\ellen\\qa\\uc\\testdir\\ecu.txt", "sysId": "1c6a3b42f2704ae8b3f2b62cc5f867c9" version": 1 }</pre>

SAP Connection Properties

Property	UI Field Name	Description	Specifications	Required
description	Description	Description of this record.		N
name	Connection Name	Name used within the Controller to identify this SAP Connection.		Y

opswiseGroups	Member of Business Services	<p>Business Services that this record belongs to.</p> <p>XML</p> <pre><opswiseGroups><opswiseGroup>group1</opswiseGroup><opswiseGroup>group2</opswiseGroup></opswiseGroups></pre> <p>JSON</p> <pre>"opswiseGroups": ["group1", "group2"]</pre>		N
retainSysIds	n/a	<p>Specification for whether or not the Create an SAP Connection web service will persist the <code>sysId</code> property.</p> <ul style="list-style-type: none"> • If <code>retainSysIds="true"</code> and <code>sysId</code> is included in the request/response, <code>sysId</code> will be persisted to the database. • If <code>retainSysIds="false"</code> and <code>sysId</code> is included in the request/response, <code>sysId</code> will be ignored; it will be autogenerated by the Controller. <p>Note </p> <p>In XML web services, <code>retainSysIds</code> is specified as an attribute in the <code><sapConnection></code> element.</p>	Valid values: true/false (default is true).	N
sapAshost	Application Server	If <code>connectionType = Specific Application Server</code> ; Host name of an SAP application server. If the path to the server goes through SAP routers, prefix the host name with the SAP router string.		Y
sapClient	Client	If <code>connectionType = Specific Application Server</code> ; SAP Client number.		Y
sapConnectionType	Connection Type	Type of SAP Connection.	<p>Valid Values:</p> <ul style="list-style-type: none"> • As String = Specific Application Server, As Value = 1 • As String = Load Balancing, As Value = 2 	Y
sapGroup	Group	If <code>connectionType = Load Balancing</code> ; Host name of the message server.		N
sapGwhost	Gateway	If <code>connectionType = Specific Application Server</code> ; Host name of the SAP gateway.		N
sapGwserv	Gateway Service	If <code>connectionType = Specific Application Server</code> ; Service name of the SAP gateway.		N
sapMshost	Message Server	If <code>connectionType = Load Balancing</code> ; Application servers group name.		Y
sapMysapso2	Single Sign-On Ticket	Path to a file that contains the actual value for the MYSAPSSO2 parameter.		N
sapR3name	System ID	If <code>connectionType = Load Balancing</code> ; System ID of the SAP system to which you want to connect.		Y
sapSaprouter	SAProuter	SAProuter parameter.		N
sapSncLib	SNC Library	SNC_LIB parameter; Path to the third-party security library for SNC.		N
sapSncMode	SNC Mode	SNC_MODE parameter; Specification for whether or not SNC is activated.	<p>Valid Values:</p> <ul style="list-style-type: none"> • As String = Off, As Value = 0 • As String = On, As Value = 1 	N

sapSncMyname	SNC My Name	SNC_MYNAME parameter; Token/identifier representing the external RFC program.		N
sapSncPartnername	SNC Partner Name	SNC_PARTNERNAME parameter; Token/identifier representing the back-end system.		N
sapSncQop	SNC Quality of Protection	SNC_QOP parameter.	Valid Values: <ul style="list-style-type: none"> • As String = Authentication Only, As Value = 1 • As String = Integrity Protection, As Value = 2 • As String = Privacy Protection, As Value = 3 • As String = Default Protection, As Value = 8 • As String = Maximum Protection, As Value = 9 	N
sapSncSso	SNC Single Sign-On	SNC_SSO parameter; Specification for whether or not to use single sign-on for SNC.	Valid Values: <ul style="list-style-type: none"> • As String = No, As Value = 0 • As String = Yes, As Value = 1 	N
sapSysnr	System Number	If <code>connectionType</code> = Specific Application Server; SYSNR parameter.		Y
sapUseSymbolicNames	Use Symbolic Names	If <code>connectionType</code> = Load Balancing; USE_SYMBOLIC_NAMES parameter; Specification for whether or not to use symbolic service names.	Valid Values: <ul style="list-style-type: none"> • As String = Off, As Value = 0 • As String = On, As Value = 1 	N
sapX509cert	X.509 Certificate	Path to a file that contains the actual value for the X509CERT parameter.		Y
sysId	UUID	System ID field in the database for this SAP Connection record.	Persisted only if retainSysIds is set to true.	N

SNMP Manager Web Services

- [Overview](#)
- [Create an SNMP Manager](#)
- [Delete an SNMP Manager](#)
- [List SNMP Managers](#)
- [Modify an SNMP Manager](#)
- [Read an SNMP Manager](#)

Overview

Universal Controller supports the following RESTful-based web services for SNMP Manager operations, which are listed alphabetically on this page.

- [Create an SNMP Manager](#)
- [Delete an SNMP Manager](#)
- [List SNMP Managers](#)
- [Modify an SNMP Manager](#)
- [Read an SNMP Manager](#)

Formatting specifications for each web service, including details about property requirements, are provided.

Create an SNMP Manager


	Description
URI	http://host_name/uc/resources/snmpmanager
HTTP Method	POST
Description	Creates an SNMP Manager .
Example URI	http://localhost:8080/uc/resources/snmpmanager
Consumes Content-Type	application/xml, application/json
Produces Content-Type	n/a
Example Request	See Create an SNMP Manager: Example Request , below.
Example Response	<ul style="list-style-type: none"> • Status 200 /OK Successfully created the SNMP Manager with sysId {sysId}. • Status 400 /Bad Request Create SNMP Manager failed. A duplicate value has been detected. Name must be unique.
SNMP Manager Properties	See SNMP Manager Properties , below.

Create an SNMP Manager: Example Request

XML Request	JSON Request
<pre><snmpManager retainSysIds="true"><description>description</description><managerAddress>Junk.com</managerAddress><managerPort>123</managerPort><name>Test4</name><opwiseGroups /><sysId>62701879a6264107bb757a952bcc65cc</sysId><trapCommunity>Test4</trapCommunity></snmpManager></pre>	<pre>{ "description": "description", "managerAddress": "Junk.com", "managerPort": 123, "name": "Test4", "opwiseGroups": null, "retainSysIds": true, "sysId": "62701879a6264107bb757a952bcc65cc", "trapCommunity": "public" }</pre>

SNMP Manager Properties

Property	UI Field Name	Description	Specifications	Required
description	Description	Description of this record.		N
managerAddress	Manager Address	Name or IP address of the SNMP Manager.		Y
managerPort	Manager Port	Port used by the SNMP Manager.		Y
name	Manager Name	Name used within the Controller to identify this SNMP Manager.		Y
opwiseGroups	Member of Business Services	Business Services that this record belongs to. XML <pre><opwiseGroups><opwiseGroup>group1</opwiseGroup><opwiseGroup>group2</opwiseGroup></opwiseGroups></pre> JSON <pre>"opwiseGroups": ["group1","group2"]</pre>		N

retainSysIds	n/a	<p>Specification for whether or not the Create an SNMP Manager web service will persist the <code>sysId</code> property.</p> <ul style="list-style-type: none"> If <code>retainSysIds="true"</code> and <code>sysId</code> is included in the request/response, <code>sysId</code> will be persisted to the database. If <code>retainSysIds="false"</code> and <code>sysId</code> is included in the request/response, <code>sysId</code> will be ignored; it will be autogenerated by the Controller. <p>Note  In XML web services, <code>retainSysIds</code> is specified as an attribute in the <code><snmpManager></code> element.</p>	Valid values: true/false (default is true).	N
sysId	n/a	System ID field in the database for this SNMP Manager record.	Persisted only if retainSysIds is set to true.	N
trapCommunity	Trap Community String	Used by the trap receiver to determine which traps to process.	Default is public .	N

Delete an SNMP Manager

	Description
URI	http://host_name/uc/resources/snmpmanager
HTTP Method	DELETE
Description	Deletes an SNMP Manager.
URI Parameters	See Delete an SNMP Manager: URI Parameters , below.
Example URI	http://localhost:8080/uc/resources/snmpmanager?managername=Test4
Example Response	<ul style="list-style-type: none"> Status 200 /OK SNMP Manager deleted successfully. Status 400 /Bad Request Mutual exclusion violation. Cannot specify <code>managername</code> and <code>managerid</code> at the same time. Status 404 /Not Found An SNMP Manager with {name/id} "test" does not exist.

Delete an SNMP Manager: URI Parameters

Parameter	Description	Specifications	Required	Mutually Exclusive With
managerid	ID used within the Controller to identify this SNMP Manager.	String; URI parameter.	Y (unless <code>managername</code> is specified)	managername
managername	Name used within the Controller to identify this SNMP Manager.	String; URI parameter.	Y (unless <code>managerid</code> is specified)	managerid

List SNMP Managers

	Description
URI	http://host_name/uc/resources/snmpmanager/list
HTTP Method	GET
Description	Retrieves information on all SNMP Managers.
Example URI	http://localhost:8080/uc/resources/snmpmanager/list
Authentication	HTTP Basic
Consumes Content-Type	n/a
Produces Content-Type	application/xml, application/json
Example Response	See List SNMP Managers: Example Response , below.
SNMP Manager Properties	See SNMP Manager Properties .

List SNMP Managers: Example Response

XML Response	JSON Response
<pre><snmpManagers><snmpManager version="7"><description>description</description><managerAddress>qa.stone.branch</managerAddress><managerPort>162</managerPort><name>qa.stone.branch1</name><opswiseGroups /><sysId>3d7a03053ad64delb21b6849e6deafd9</sysId><trapCommunity>Test4</trapCommunity></snmpManager><snmpManager version="2"><description>description</description><managerAddress>qa.stone.branch</managerAddress><managerPort>162</managerPort><name>qa.stone.branch2</name><opswiseGroups /><sysId>94640cb62679407692cb41091e5c73fe</sysId><trapCommunity>Test4</trapCommunity></snmpManager></snmpManagers></pre>	<pre>[{ "description": "description", "managerAddress": "qa.stone.branch", "managerPort": 162, "name": "qa.stone.branch1", "opswiseGroups": null, "sysId": "3d7a03053ad64delb21b6849e6deafd9", "trapCommunity": "public", "version": 7 }, { "description": "description", "managerAddress": "qa.stone.branch", "managerPort": 162, "name": "qa.stone.branch", "opswiseGroups": null, "sysId": "94640cb62679407692cb41091e5c73fe", "trapCommunity": "public", "version": 2 }]</pre>

Modify an SNMP Manager

	Description
URI	http://host_name/uc/resources/snmpmanager
HTTP Method	PUT
Description	Modifies the SNMP Manager specified by the <code>sysId</code> .
Example URI	http://localhost:8080/uc/resources/snmpmanager
Consumes Content-Type	application/xml, application/json
Produces Content-Type	n/a
Example Request	See Modify an SNMP Manager: Example Request , below.
SNMP Manager Properties	See SNMP Manager Properties .
Example Response	<ul style="list-style-type: none"> Status 200 /OK Successfully updated the SNMP Manager with sysId <sysId> to version <version>.

Modify an SNMP Manager: Example Request

XML Request	JSON Request
<pre><snmpManager><description>description</description><managerAddress>Junk.com</managerAddress><managerPort>123</managerPort><name>Test4</name><opswiseGroups><opswiseGroup>Accounting</opswiseGroup></opswiseGroups><sysId>62701879a6264107bb757a952bcc65cc</sysId><trapCommunity>Test4</trapCommunity></snmpManager></pre>	<pre>{ "description": "description", "managerAddress": "Junk.com", "managerPort": 123, "name": "Test4", "opswiseGroups": ["Accounting"], "sysId": "62701879a6264107bb757a952bcc65cc", "trapCommunity": "public" }</pre>

Read an SNMP Manager

URI	http://host_name/uc/resources/snmpmanager
HTTP Method	GET
Description	Retrieves information on a specific SNMP Manager.
URI Parameters	See Read an SNMP Manager: URI Parameters , below.
Example URI	http://localhost:8080/uc/resources/snmpmanager?managername=Test4

Consumes Content-Type	n/a
Produces Content-Type	application/xml, application/json
Example Response	See Read an SNMP Manager: Example Response , below.
SNMP Manager Properties	See SNMP Manager Properties .

Read an SNMP Manager: URI Parameters

Parameter	Description	Specifications	Required	Mutually Exclusive With
managerid	ID used within the Controller to identify this SNMP Manager.	String; URI parameter.	Y (unless managername is specified)	managername
managername	Name used within the Controller to identify this SNMP Manager.	String; URI parameter.	Y (unless managerid is specified)	managerid

Read an SNMP Manager: Example Response

XML Response	JSON Response
<pre><snmpManager retainSysIds="true" version="1">< description>description</description><managerA ddress>Junk.com</managerAddress><managerPort>1 23</managerPort><name>Test4</name><opswiseGrou ps /><sysId>62701879a6264107bb757a952bcc65cc</ sysId><trapCommunity>Test4</trapCommunity>< /smpManager></pre>	<pre>{ "description": "description", "managerAddress": "Junk.com", "managerPort": 123, "name": "Test4", "opswiseGroups": null, "sysId": "62701879a6264107bb757a952bcc65cc", "trapCommunity": "public", "version": 1 }</pre>

Credential Web Services

- [Overview](#)
- [Create a Credential](#)
- [Delete a Credential](#)
- [List Credentials](#)
- [Modify a Credential](#)
- [Read a Credential](#)

Overview

Universal Controller supports the following RESTful-based web services for Credential operations, which are listed alphabetically on this page.

- [Create a Credential](#)
- [Delete a Credential](#)
- [List Credentials](#)
- [Modify a Credential](#)
- [Read a Credential](#)

Formatting specifications for each web service, including details about property requirements, are provided.

Create a Credential



	Description
URI	http://host_name/uc/resources/credential
HTTP Method	POST
Description	Creates a Credential .
Example URI	http://localhost:8080/uc/resources/credential
Consumes Content-Type	application/xml, application/json
Produces Content-Type	n/a
Example Request	See Create a Credential: Example Request , below.
Properties	See Credential Properties .
Example Response	<ul style="list-style-type: none"> • Status 200 /OK Successfully created the credential with sysId {sysId}. • Status 400 /Bad Request Create credential failed. A duplicate value has been detected. Name must be unique.

Create a Credential: Example Request

XML Request	JSON Request
<pre><credential retainSysIds="true"><description /><name>test</name><opswiseGroups><opswiseGroup>bs1</opswiseGroup><opswiseGroup>bs2</opswiseGroup></opswiseGroups><runtimeKeyLocation /><runtimePassPhrase /><runtimePassword>test</runtimePassword><runtimeUser>test</runtimeUser><sysId>36208a27bda64312a854985314922953</sysId><type>Standard</type></credential></pre>	<pre>{ "description": "Testing", "name": "test", "opswiseGroups": ["bs1", "bs2"], "retainSysIds": true, "runtimeKeyLocation": null, "runtimePassPhrase": null, "runtimePassword": "test", "runtimeUser": "test", "sysId": "6e9791f0d0f541339dad3202e806276f", "type": "Standard" }</pre>

Credential Properties

Properties	UI Field Name	Description	Specifications	Required
description	Description	User-defined; description of this record.		N
name	Name	Name used within the Controller to identify this Credential.	Maximum 40 alphanumerics.	Y
opswiseGroups	Member of Business Services	Business Services that this record belongs to. Format: XML <pre><opswiseGroups><opswiseGroup>test</opswiseGroup></opswiseGroups></pre> JSON <pre>"opswiseGroups": ["test"]</pre>		N

retainSysIds	n/a	<p>Specification for whether or not the Create a Credential web service will persist the <code>sysId</code> property.</p> <ul style="list-style-type: none"> If <code>retainSysIds="true"</code> and <code>sysId</code> is included in the request, <code>sysId</code> will be persisted to the database. If <code>retainSysIds="false"</code> and <code>sysId</code> is included in the request, <code>sysId</code> will be ignored; it will be autogenerated by the Controller. <p>Note  In XML web services, <code>retainSysIds</code> is specified as an attribute in the <code><credential></code> element.</p>	Optional; Valid values: true/false (default is true).	N
runtimeKeyLocation	Key Location (SFTP only)	<p>Using SFTP requires that you supply a valid credential that specifies the location of the SSL/TLS Private key on your Agent. This property provides the location, which must exist on the Agent where you intend to run the SFTP task. Currently, the Controller does not support password authentication for SFTP Transfer.</p> <p>For File Transfer over SSL/TLS, make sure you have your private/public keys properly set up and working before you configure the Controller to use it. For example, to validate the keys, log into your destination server from your agent server using SSL/TLS.</p>		N
runtimePassPhrase	Pass Phrase (SFTP only)	Pass phrase for the Runtime User's SSL/TLS Private key file.		N
runtimePassword	Runtime Password	Runtime user's password.	<ul style="list-style-type: none"> If <code>runtimePassword</code> is omitted in the request, it will be ignored. If <code>runtimePassword</code> is provided in the request, it will be updated. 	N
runtimeUser	Runtime User	Runtime user ID, including an LDAP- or AD-formatted user ID, under which the job will be run.		Y
sysId	n/a	System ID field in the database for this Credential record.	Persisted only if <code>retainSysIds</code> is set to true.	N
type	Type	<p>Type of Credential.</p> <p>Note:  You cannot modify the type after the Credential has been created, but you can convert any Credential type to any other type.</p>	<p>Valid Values:</p> <ul style="list-style-type: none"> As String = Standard, As Value = 1 As String = Resolvable, As Value = 2 As String = Web Service, As Value = 3 As String = Email, As Value = 4 <p>Default is Standard (1).</p>	N

Delete a Credential

	Description
--	-------------

URI	http://host_name/uc/resources/credential
HTTP Method	DELETE
Description	Deletes a Credential.
URI Parameters	See Delete a Credential: URI Parameters , below.
Example URI	http://localhost:8080/uc/resources/credential?credentialname=test
Example Response	<ul style="list-style-type: none"> • Status 200 /OK Credential deleted successfully. • Status 400 /Bad Request Mutual exclusion violation. Cannot specify <code>credentialname</code> and <code>credentialid</code> at the same time. • Status 404 /Not Found A credential with {name/id} "test" does not exist.

Delete a Credential: URI Parameters

Parameter	Description	Specifications	Required	Mutually Exclusive With
<code>credentialid</code>	ID used within the Controller to identify this Credential.	String; URI parameter.	Y (unless <code>credentialname</code> is specified)	<code>credentialname</code>
<code>credentialname</code>	Name used within the Controller to identify this Credential.	String; URI parameter.	Y (unless <code>credentialid</code> is specified)	<code>credentialid</code>

List Credentials

	Description
URI	http://host_name/uc/resources/credential/list
HTTP Method	GET
Description	Retrieves information on all Credentials.
Example URI	http://localhost:8080/uc/resources/credential/list
Authentication	HTTP Basic
Consumes Content-Type	n/a
Produces Content-Type	application/xml, application/json
Example Response	See List Credentials: Example Response , below.
Properties	See Credential Properties .

List Credentials: Example Response

XML Response	JSON Response
<pre><credentials><credential version="1"><description /><name>test</name><opswiseGroups><opswiseGroup>bs1</opswiseGroup><opswiseGroup>bs2</opswiseGroup></opswiseGroups><runtimeKeyLocation /><runtimeUser>ops.admin</runtimeUser><sysId>36208a27bda64312a854985314922953</sysId><type>Standard</type></credential><credential version="1"><description /><name>test 2</name><opswiseGroups><opswiseGroup>bs1</opswiseGroup><opswiseGroup>bs2</opswiseGroup></opswiseGroups><runtimeKeyLocation /><runtimeUser>ops.admin2</runtimeUser><sysId>36208a27bda64312a854985314922954</sysId><type>Standard</type></credential></credentials></pre>	<pre>[{ "description": null, "name": "test", "opswiseGroups": ["bs1","bs2"], "runtimeKeyLocation": null, "runtimeUser": "test", "sysId": "6e9791f0d0f541339dad3202e806276f", "type": "Standard", "version": 1 }, { "description": null, "name": "test 2", "opswiseGroups": ["bs1","bs2"], "runtimeKeyLocation": null, "runtimeUser": "test 2", "sysId": "6e9791f0d0f541339dad3202e806276g", "type": "Standard", "version": 1 }]</pre>

Modify a Credential

	Description
URI	http://host_name/uc/resources/credential
HTTP Method	PUT
Description	Modifies the Credential specified by the <code>sysId</code> .
Example URI	http://localhost:8080/uc/resources/credential
Consumes Content-Type	application/xml, application/json
Produces Content-Type	n/a
Example Request	See Modify a Credential: Example Request , below.
Properties	See Credential Properties .
Example Response	<ul style="list-style-type: none"> Status 200 /OK Successfully updated the credential with <code>sysId</code> <sysId> to version <version>.

Modify a Credential: Example Request

XML Request	JSON Request
<pre><credential><description>Testing</description><name>test</name><opswiseGroups><opswiseGroup>bs1</opswiseGroup><opswiseGroup>bs2</opswiseGroup></opswiseGroups><runtimeKeyLocation /><runtimePassPhrase /><runtimePassword>ops.admin</runtimePassword><runtimeUser>test</runtimeUser><sysId>36208a27bda64312a854985314922953</sysId><type>Standard</type></credential></pre>	<pre>{ "description": "Testing", "name": "test", "opswiseGroups": ["bs1", "bs2"], "runtimeKeyLocation": null, "runtimePassPhrase": null, "runtimePassword": "test", "runtimeUser": "test", "sysId": "6e9791f0d0f541339dad3202e806276f", "type": "Standard" }</pre>

Read a Credential

URI	http://host_name/uc/resources/credential
HTTP Method	GET
Description	Retrieves information on a specific Credential.
URI Parameters	See Read a Credential: URI Parameters , below.
Example URI	<ul style="list-style-type: none"> http://localhost:8080/uc/resources/credential?credentialname=test http://localhost:8080/uc/resources/credential?credentialid=f87848b00a0001037f43e7c81c8ec969
Consumes Content-Type	n/a
Produces Content-Type	application/xml, application/json
Example Response	See Read a Credential: Example Response , below.
Properties	See Credential Properties .

Read a Credential: URI Parameters

Parameter	Description	Specifications	Required	Mutually Exclusive With
credentialid	ID used within the Controller to identify this Credential.	String; URI parameter.	Y (unless credentialname is specified)	credentialname

credentialname	Name used within the Controller to identify this Credential.	String; URI parameter.	Y (unless credentialid is specified)	credentialid
----------------	--	------------------------	---	--------------

Read a Credential: Example Response

XML Response	JSON Response
<pre><credential retainSysIds="true" version="1"><description /><name>test</name><opswiseGroups><opswiseGroup>bs1</opswiseGroup><opswiseGroup>bs2</opswiseGroup></opswiseGroups><runtimeKeyLocation /><runtimeUser>ops.admin</runtimeUser><sysId>36208a27bda64312a854985314922953</sysId><type>Standard</type></credential></pre>	<pre>{ "description": null, "name": "test", "opswiseGroups": ["bs1", "bs2"], "retainSysIds": true, "runtimeKeyLocation": null, "runtimeUser": "test", "sysId": "6e9791f0d0f541339dad3202e806276f", "type": "Standard", "version": 1 }</pre>

Custom Day Web Services

- [Overview](#)
- [Create a Custom Day](#)
 - [Create a Custom Day: Example Request](#)
 - [Custom Day: Properties](#)
- [Delete a Custom Day](#)
 - [Delete a Custom Day: URI Parameters](#)
- [List Custom Day Qualifying Dates](#)
 - [List Custom Day Qualifying Dates: URI Parameters](#)
 - [List Custom Day Qualifying Dates: Example Response](#)
- [List Custom Day Qualifying Periods](#)
 - [List Custom Day Qualifying Periods: URI Parameters](#)
 - [List Custom Day Qualifying Periods: Example Response](#)
- [List Custom Days](#)
 - [List Custom Days: Example Response](#)
- [Modify a Custom Day](#)
 - [Modify a Custom Day: Example Request](#)
- [Read a Custom Day](#)
 - [Read a Custom Day: URI Parameters](#)
 - [Read a Custom Day: Example Response](#)

Overview

Universal Controller supports the following RESTful-based web services for Custom Day operations, which are listed alphabetically on this page.

- [Create a Custom Day](#)
- [Delete a Custom Day](#)
- [List Custom Day Qualifying Dates](#)
- [List Custom Day Qualifying Periods](#)
- [List Custom Days](#)
- [Modify a Custom Day](#)
- [Read a Custom Day](#)

Formatting specifications for each web service, including details about parameter requirements, are provided.

For Local Custom Day operations, see [Calendar Web Services](#).

Note



You can create and modify a Custom Day only if the [Custom Day Global Permitted](#) Universal Controller system property is set to **true**.

Create a Custom Day

	Description
URI	http://host_name/uc/resources/customday

HTTP Method	POST
Description	Creates a new Custom Day .
Example URI	http://localhost:8080/uc/resources/customday
Consumes Content-Type	application/xml, application/json
Produces Content-Type	n/a
Example Request	See Create a Custom Day: Example Request , below.
Custom Day Properties	See Custom Day Properties , below.
Example Response	<ul style="list-style-type: none"> Status 200 /OK Successfully created the custom day with sysId <sysId>.

Create a Custom Day: Example Request

XML Request	JSON Request
<pre><customDay retainSysIds="true"><adjustment>None</adjustment><adjustmentAmount>1</adjustmentAmount><adjustmentType>Day</adjustmentType><category>Day</category><comments /><ctype>Relative Repeating Date</ctype><date /><dateList /><day>1</day><dayofweek>Sun</dayofweek><holiday>false</holiday><month>Sep</month><name>special day</name><nthAmount>8</nthAmount><nthType>Business Day</nthType><observedRules /><period>false</period><relfreq>Nth</relfreq><sysId>dae77560c0a80165006d8051753b806c</sysId></customDay></pre>	<pre>{ "adjustment": "None", "adjustmentAmount": 1, "adjustmentType": "Day", "category": "Day", "comments": null, "ctype": "Relative Repeating Date", "date": null, "dateList": [], "day": 1, "dayofweek": "Sun", "holiday": false, "month": "Sep", "name": "special day", "nthAmount": 8, "nthType": "Business Day", "observedRules": [], "period": false, "relfreq": "Nth", "retainSysIds": true, "sysId": "dae77560c0a80165006d8051753b806c" }</pre>

Custom Day: Properties


Property	UI Field Name	Description	Specifications	Required	Mutually Exclusive With

adjustment	Adjustment	If ctype is Relative Repeating Date (1); Adjustment for the repeating date.	<p>Valid values:</p> <ul style="list-style-type: none"> As String = None, As Value = 0 As String = Less, As Value = 1 As String = Plus, As Value = 2 <p>Default is None (0).</p>	N	
adjustmentAmount	Adjustment Amount	If adjustment is Less (1) or Plus (2); Amount (number of days) of the adjustment to be made.	<p>Default is 1.</p>	N	
adjustmentType	Adjustment Type	If adjustment is Less (1) or Plus (2); Type of day on which to make the adjustment.	<p>Valid values:</p> <ul style="list-style-type: none"> As String = Day, As Value = 1 As String = Business Day, As Value = 2 <p>Default is Day (1).</p>	N	
category	Category	Category of this Local Custom Day.	<p>Valid values:</p> <ul style="list-style-type: none"> As String = Day, As Value = 1 As String = Business Day, As Value = 2 As String = Holiday, As Value = 3 As String = Period, As Value = 4 <p>Default is Day (1).</p>	N	
comments	Description	Description of this Custom Day.		N	

ctype	Type	Type of this Custom Day.	<p>Valid values:</p> <ul style="list-style-type: none"> • As String = Single Date, As Value = 0 • As String = Relative Repeating Date, As Value = 1 • As String = Absolute Repeating Date, As Value = 2 • As String = List of Dates, As Value = 3 <p>Default is Single Date (0).</p>	N	
date	Date	Specific date for this Custom Day	Format: yyyy-mm-dd.	Y (if ctype = Single Date.)	dateList
dateList	Dates	<p>Multiple specific dates for this Custom Day.</p> <p>XML</p> <pre><dateList><date>2017-12-13</date><date>2017-12-14</date></dateList></pre> <p>JSON</p> <pre>"dateList": ["2017-12-13", "2017-12-14"],</pre>		Y (if ctype is List of Dates.)	date
day	Day	Day of the month.	Integer; Valid values: 1-31.	Y (if ctype is Absolute Repeating Date)	

dayofweek	Day Of Week	Day of the week.	<p>Valid values:</p> <ul style="list-style-type: none"> • As String = Sun, As Value = 1 • As String = Mon, As Value = 2 • As String = Tue, As Value = 3 • As String = Wed, As Value = 4 • As String = Thu, As Value = 5 • As String = Fri, As Value = 6 • As String = Sat, As Value = 7 <p>Default is Mon (2).</p>	<p>Y (if ctype is Relative Repeating Date)</p> <p>N (if relfreq is Nth)</p>	
holiday	(none)	Deprecated. Indication of whether or not this Custom Day is a holiday.	<p>Boolean; Valid values: true/false; Default is false.</p>	N	
month	Month	Month of the year.	<p>Valid values:</p> <ul style="list-style-type: none"> • As String = Jan, As Value = 0 • As String = Feb, As Value = 1 • As String = Mar, As Value = 2 • As String = Apr, As Value = 3 • As String = May, As Value = 4 • As String = Jun, As Value = 5 • As String = Jul, As Value = 6 • As String = Aug, As Value = 7 • As String = Sep, As Value = 8 • As String = Oct, As Value = 9 • As String = Nov, As Value = 10 • As String = Dec, As Value = 11 • As String = ALL, As Value = 12 <p>Default is Jan (0).</p>	<p>Y (if ctype is Relative Repeating Date or Absolute Repeating Date)</p>	
name	Name	Name of this Custom Day.		Y	

nthAmount	Nth Amount	If relfreq is Nth; Value of N.		Y	
nthType	Nth Type	If relfreq is Nth; Type of Nth day.	Valid values: <ul style="list-style-type: none"> As String = Day, As Value = 1 As String = Business Day, As Value = 2 Default is Day (1).	N	
observedRules	Observed Rules	If category is Holiday (3) and ctype is Relative Repeating Date (1) or Absolute Repeating Date (2); Rules for when the holiday will be observed. XML <pre><observedRules><observedRule><actualDayOfWeek>Sat</actualDayOfWeek><observedDayOfWeek>Fri</observedDayOfWeek></observedRule><observedRule><actualDayOfWeek>Sun</actualDayOfWeek><observedDayOfWeek>Mon</observedDayOfWeek></observedRule></observedRules></pre> JSON <pre>"observedRules" : [{ "actualDayOfWeek" : "Sat", "observedDayOfWeek" : "Fri" }, { "actualDayOfWeek" : "Sun", "observedDayOfWeek" : "Mon" }]</pre>	Valid day of week values: <ul style="list-style-type: none"> Sun, Mon, Tue, Wed, Thu, Fri, Sat 	N	
period	(none)	Deprecated. Indication of whether or not this Custom Day defines a custom period of days.	Boolean; Valid values: true/false; Default is false.	N	

relfreq	When	Occurrence of this day in the month.	<p>Valid values:</p> <ul style="list-style-type: none"> • As String = 1st, As Value = 1 • As String = 2nd, As Value = 2 • As String = 3rd, As Value = 3 • As String = 4th, As Value = 4 • As String = Last, As Value = 5 • As String = Every, As Value = 6 • As String = Nth, As Value = 7 • As String = Last Day, As Value = 8 • As String = Last Business Day, As Value = 9 <p>Default is 1st (1).</p>	Y (if ctype is Relative Repeating Date)	
retainSysIds	n/a	<p>Specification for whether or not the Create a Custom Day web service will persist the <code>sysId</code> property.</p> <ul style="list-style-type: none"> • If <code>retainSysIds="true"</code> and <code>sysId</code> is included in the request/response, <code>sysId</code> will be persisted to the database. • If <code>retainSysIds="false"</code> and <code>sysId</code> is included in the request/response, <code>sysId</code> will be ignored; it will be autogenerated by the Controller. <p>Note  In XML web services, <code>retainSysIds</code> is specified as an attribute in the <code><customDay></code> element.</p>	Valid values: true /false (default is true).	N	
sysId	n/a	System ID in the database for this Custom Day.	Persisted only if retainSysIds is set to true.	Y (if retainSysIds is true.)	

Delete a Custom Day

	Description
URI	http://host_name/uc/resources/customday
HTTP Method	DELETE
Description	Deletes a specific Custom Day .
URI Parameters	See Delete a Custom Day: URI Parameters , below.

Example URI	<ul style="list-style-type: none"> http://localhost:8080/uc/resources/customday?customdayname=testCustomDay http://localhost:8080/uc/resources/customday?customdayid=f87848b00a0001037f43e7c81c8ec969
Authentication	HTTP Basic
Example Response	<ul style="list-style-type: none"> Status 200 /OK Custom day deleted successfully. Status 404 /Not Found A custom day with id "f87848b00a0001037f43e7c81c8ec969" does not exist.

Delete a Custom Day: URI Parameters

Name	Description	Specifications	Required	Mutually Exclusive With
customdayid	Unique ID for this Custom Day.		Y (unless customdayname is specified)	customdayname
customdayname	Name used within the Controller to identify this Custom Day.	Maximum 40 alphanumerics.	Y (unless customdayid is specified)	customdayid

List Custom Day Qualifying Dates

	Description
URI	http://host_name/uc/resources/customday/qualifyingdates
HTTP Method	GET
Description	Retrieves information on Qualifying Dates for a specific Custom Day .
URI Parameters	See List Custom Day Qualifying Dates URI Parameters: URI Parameters , below.
Example URI	<ul style="list-style-type: none"> http://localhost:8080/uc/resources/customday/qualifyingdates?customdayname=testCustomDay http://localhost:8080/uc/resources/customday/qualifyingdates?customdayname=testCustomDay&calendarname=testCalendar
Authentication	HTTP Basic
Consumes Content-Type	n/a
Produces Content-Type	application/xml, application/json
Example Response	See List Custom Day Qualifying Dates: Example Response , below.

List Custom Day Qualifying Dates: URI Parameters

Name	Description	Specifications	Required	Mutually Exclusive With
customdayid	Unique ID for this Custom Day.		Y (unless customdayname is specified)	customdayname
customdayname	Name used within the Controller to identify this Custom Day.	Maximum 40 alphanumerics.	Y (unless customdayid is specified)	customdayid
calendarid	Unique ID for this Calendar.		Y; If Custom Day adjustmentType is Business Day or When is Last Business Day. (unless calendarname is specified)	calendarname
calendarname	Name used within the Controller to identify a Calendar.	Maximum 40 alphanumerics.	Y; If Custom Day adjustmentType is Business Day or When is Last Business Day. (unless calendarid is specified)	calendarid

List Custom Day Qualifying Dates: Example Response

XML Response	JSON Response
<pre><qualifyingDates><qualifyingDate>Mon, Jan 1, 2018</qualifyingDate><qualifyingDate>Tue, Jan 1, 2019</qualifyingDate><qualifyingDate>Wed, Jan 1, 2020</qualifyingDate><qualifyingDate>Fri, Jan 1, 2021</qualifyingDate><qualifyingDate>Sat, Jan 1, 2022</qualifyingDate><qualifyingDate>Sun, Jan 1, 2023</qualifyingDate><qualifyingDate>Mon, Jan 1, 2024</qualifyingDate><qualifyingDate>Wed, Jan 1, 2025</qualifyingDate><qualifyingDate>Thu, Jan 1, 2026</qualifyingDate><qualifyingDate>Fri, Jan 1, 2027</qualifyingDate><qualifyingDate>Sat, Jan 1, 2028</qualifyingDate><qualifyingDate>Mon, Jan 1, 2029</qualifyingDate><qualifyingDate>Tue, Jan 1, 2030</qualifyingDate><qualifyingDate>Wed, Jan 1, 2031</qualifyingDate><qualifyingDate>Thu, Jan 1, 2032</qualifyingDate><qualifyingDate>Sat, Jan 1, 2033</qualifyingDate><qualifyingDate>Sun, Jan 1, 2034</qualifyingDate><qualifyingDate>Mon, Jan 1, 2035</qualifyingDate><qualifyingDate>Tue, Jan 1, 2036</qualifyingDate><qualifyingDate>Thu, Jan 1, 2037</qualifyingDate><qualifyingDate>Fri, Jan 1, 2038</qualifyingDate><qualifyingDate>Sat, Jan 1, 2039</qualifyingDate><qualifyingDate>Sun, Jan 1, 2040</qualifyingDate><qualifyingDate>Tue, Jan 1, 2041</qualifyingDate><qualifyingDate>Wed, Jan 1, 2042</qualifyingDate><qualifyingDate>Thu, Jan 1, 2043</qualifyingDate><qualifyingDate>Fri, Jan 1, 2044</qualifyingDate><qualifyingDate>Sun, Jan 1, 2045</qualifyingDate><qualifyingDate>Mon, Jan 1, 2046</qualifyingDate><qualifyingDate>Tue, Jan 1, 2047</qualifyingDate></qualifyingDates></pre>	<pre>["Mon, Jan 1, 2018", "Tue, Jan 1, 2019", "Wed, Jan 1, 2020", "Fri, Jan 1, 2021", "Sat, Jan 1, 2022", "Sun, Jan 1, 2023", "Mon, Jan 1, 2024", "Wed, Jan 1, 2025", "Thu, Jan 1, 2026", "Fri, Jan 1, 2027",</pre>

```
"Sat,  
Jan 1,  
2028",  
"Mon,  
Jan 1,  
2029",  
"Tue,  
Jan 1,  
2030",  
"Wed,  
Jan 1,  
2031",  
"Thu,  
Jan 1,  
2032",  
"Sat,  
Jan 1,  
2033",  
"Sun,  
Jan 1,  
2034",  
"Mon,  
Jan 1,  
2035",  
"Tue,  
Jan 1,  
2036",  
"Thu,  
Jan 1,  
2037",  
"Fri,  
Jan 1,  
2038",  
"Sat,  
Jan 1,  
2039",  
"Sun,  
Jan 1,  
2040",  
"Tue,  
Jan 1,  
2041",  
"Wed,  
Jan 1,  
2042",  
"Thu,  
Jan 1,  
2043",  
"Fri,  
Jan 1,  
2044",  
"Sun,  
Jan 1,  
2045",  
"Mon,  
Jan 1,  
2046",  
"Tue,  
Jan 1,  
2047"  
]
```

List Custom Day Qualifying Periods

	Description
URI	http://host_name/uc/resources/customday/qualifyingperiods
HTTP Method	GET
Description	Retrieves information on Qualifying Periods for a specific Custom Day .
URI Parameters	See List Custom Day Qualifying Periods URI Parameters: URI Parameters , below.
Example URI	<ul style="list-style-type: none"> http://localhost:8080/uc/resources/customday/qualifyingperiods?customdayname=testCustomDay http://localhost:8080/uc/resources/customday/qualifyingperiods?customdayname=testCustomDay&calendarname=testCalendar
Authentication	HTTP Basic
Consumes Content-Type	n/a
Produces Content-Type	application/xml, application/json
Example Response	See List Custom Day Qualifying Periods: Example Response , below.

List Custom Day Qualifying Periods: URI Parameters

Name	Description	Specifications	Required	Mutually Exclusive With
customdayid	Unique ID for this Custom Day.		Y (unless customdayname is specified)	customdayname
customdayname	Name used within the Controller to identify this Custom Day.	Maximum 40 alphanumerics.	Y (unless customdayid is specified)	customdayid
calendarid	Unique ID for this Calendar.		Y If Custom Day When is Last Business Day. (unless calendarname is specified)	calendarname
calendarname	Name used within the Controller to identify a Calendar.	Maximum 40 alphanumerics.	Y If Custom Day When is Last Business Day. (unless calendarid is specified)	calendarid

List Custom Day Qualifying Periods: Example Response

XML Response	JSON Response
<pre><qualifyingPeriods><qualifyingPeriod><startDate>Sun, Jan 1, 2017</startDate><endDate>Sat, Jan 6, 2018</endDate></qualifyingPeriod><qualifyingPeriod><startDate>Sun, Jan 7, 2018</startDate><endDate>Sat, Jan 5, 2019</endDate></qualifyingPeriod><qualifyingPeriod><startDate>Sun, Jan 6, 2019</startDate><endDate>Sat, Jan 4, 2020</endDate></qualifyingPeriod><qualifyingPeriod><startDate>Sun, Jan 5, 2020</startDate><endDate>Sat, Jan 2, 2021</endDate></qualifyingPeriod><qualifyingPeriod><startDate>Sun, Jan 3, 2021</startDate><endDate>Sat, Jan 1, 2022</endDate></qualifyingPeriod><qualifyingPeriod><startDate>Sun, Jan 2, 2022</startDate><endDate>Sat, Dec 31, 2022</endDate></qualifyingPeriod></qualifyingPeriods></pre>	<pre>[{ "startDate": "Sun, Jan 1, 2017", "endDate": "Sat, Jan 6, 2018" }, { "startDate": "Sun, Jan 7, 2018", "endDate": "Sat, Jan 5, 2019" }, { "startDate": "Sun, Jan 6, 2019", "endDate": "Sat, Jan 4, 2020" }, { "startDate": "Sun, Jan 5, 2020", "endDate": "Sat, Jan 2, 2021" }, { "startDate": "Sun, Jan 3, 2021", "endDate": "Sat, Jan 1, 2022" }, { "startDate": "Sun, Jan 2, 2022", "endDate": "Sat, Dec 31, 2022" }]</pre>

```

Jan 3,
2021",

"endDate"
: "Sat,
Jan 1,
2022"
},
{

"startDat
e":
"Sun,
Jan 2,
2022",

"endDate"
: "Sat,
Dec 31,
2022"
}
]
    
```

List Custom Days

	Description
URI	http://host_name/uc/resources/customday/list
HTTP Method	GET
Description	Retrieves information on all Custom Days .
Example URI	http://localhost:8080/uc/resources/customday/list
Authentication	HTTP Basic
Consumes Content-Type	n/a
Produces Content-Type	application/xml, application/json
Example Response	See List Custom Days: Example Response , below.
Custom Day Properties	See Custom Day Properties .

List Custom Days: Example Response

XML Response	JSON Response
--------------	---------------

```

<customDays><customDay version="1"><adjustment>None</adjustment><adjustmentAmount>1</adjustmentAmount><adjustmentType>Day</adjustmentType><category>Day</category><comments /><ctype>Relative Repeating Date</ctype><date /><dateList /><day>1</day><dayofweek>Sun</dayofweek><holiday>>false</holiday><month>Sep</month><name>special day</name><nthAmount>8</nthAmount><nthType>Business Day</nthType><period>>false</period><relfreq>Nth</relfreq><sysId>dae77560c0a80165006d8051753b806c</sysId></customDay><customDay version="1"><adjustment>None</adjustment><adjustmentAmount>1</adjustmentAmount><adjustmentType>Day</adjustmentType><category>Day</category><comments /><ctype>Relative Repeating Date</ctype><date /><dateList /><day>1</day><dayofweek>Sun</dayofweek><holiday>>false</holiday><month>Sep</month><name>special day</name><nthAmount>9</nthAmount><nthType>Business Day</nthType><period>>false</period><relfreq>Nth</relfreq><sysId>dae77560c0a80165006d8051753b806c</sysId></customDay></customDays>
    [
      {
        "adjustment": "None",
        "adjustmentAmount": 1,
        "adjustmentType": "Day",
        "category": "Day",
        "comments": null,
        "ctype": "Relative Repeating Date",
        "date": null,
        "dateList": [],
        "day": 1,
        "dayofweek": "Sun",
        "holiday": false,
        "month": "Sep",
        "name": "special day",
        "nthAmount": 8,
        "nthType": "Business Day",
        "period": false,
        "relfreq": "Nth",
        "retainSysIds": true,
        "sysId": "dae77560c0a80165006d8051753b806c"
      },
      {
        "adjustment": "None",
        "adjustmentAmount": 1,
        "adjustmentType": "Day",
        "category": "Day",
        "comments": null,
        "ctype": "Relative Repeating Date",
        "date": null,
        "dateList": [],
        "day": 1,
        "dayofweek": "Sun",
        "holiday": false,
        "month": "Sep",
        "name": "special day",
        "nthAmount": 9,
        "nthType": "Business Day",
        "period": false,
        "relfreq": "Nth",
        "retainSysIds": true,
        "sysId": "abc77560c0a80165006d8051753b806c"
      }
    ]

```

Modify a Custom Day

	Description
URI	http://host_name/uc/resources/customday
HTTP Method	PUT
Description	Modifies the Custom Day specified by the <code>sysId</code> .

Example URI	http://localhost:8080/uc/resources/customday
Consumes Content-Type	application/xml, application/json
Produces Content-Type	n/a
Example Request	See Modify a Custom Day: Example Request , below.
Custom Day Properties	See Custom Day Properties .
Example Response	<ul style="list-style-type: none"> Status 200 /OK Successfully updated the custom day with sysId <sysId> to version <version>.

Modify a Custom Day: Example Request

XML Request	JSON Request
<pre><customDay><adjustment>None</adjustment><adjustmentAmount>1</adjustmentAmount><adjustmentType>Day</adjustmentType><category>Day</category><comments /><ctype>Relative Repeating Date</ctype><date /><dateList /><day>1</day><dayofweek>Sun</dayofweek><holiday>false</holiday><month>Sep</month><name>special day</name><nthAmount>8</nthAmount><nthType>Business Day</nthType><period>false</period><relfreq>Nth</relfreq><sysId>dae77560c0a80165006d8051753b806c</sysId></customDay></pre>	<pre>{ "adjustment": "None", "adjustmentAmount": 1, "adjustmentType": "Day", "category": "Day", "comments": null, "ctype": "Relative Repeating Date", "date": null, "dateList": [], "day": 1, "dayofweek": "Sun", "holiday": false, "month": "Sep", "name": "special day", "nthAmount": 8, "nthType": "Business Day", "period": false, "relfreq": "Nth", "sysId": "dae77560c0a80165006d8051753b806c" }</pre>

Read a Custom Day

	Description
URI	http://host_name/uc/resources/customday
HTTP Method	GET
Description	Retrieves information on a specific Custom Day .
URI Parameters	See Read a Custom Day: URI Parameters , below.

Consumes Content-Type	n/a
Produces Content-Type	application/xml, application/json
Example URI	<ul style="list-style-type: none"> • http://localhost:8080/uc/resources/customday?customdayname=testCustomDay • http://localhost:8080/uc/resources/customday?customdayid=f87848b00a0001037f43e7c81c8ec969
Example Response	<ul style="list-style-type: none"> • Status 200 /OK (See Read a Custom Day: Example Response, below.) • Status 404 /Not Found A custom day with id "f87848b00a0001037f43e7c81c8ec969" does not exist.
Custom Day Properties	See Custom Day Properties .

Read a Custom Day: URI Parameters

Name	Description	Specifications	Required	Mutually Exclusive With
customdayid	Unique ID for this Custom Day.		Y (unless customdayname is specified)	customdayname
customdayname	Name used within the Controller to identify this Custom Day.	Maximum 40 alphanumerics.	Y (unless customdayid is specified)	customdayid

Read a Custom Day: Example Response

XML Response	JSON Response
---------------------	----------------------

<pre><customDay retainSysIds="true" version="1">< adjustment>None</adjustment><adjustmentAmount >1</adjustmentAmount><adjustmentType>Day</ad justmentType><category>Day</category><commen ts /><ctype>Relative Repeating Date</ctype>< date /><dateList /><day>1</day><dayofweek>Su n</dayofweek><holiday>>false</holiday><month> Sep</month><name>special day</name><nthAmount >8</nthAmount><nthType>Business Day</nthType ><period>>false</period><relfreq>Nth</relfreq ><sysId>dae77560c0a80165006d8051753b806c</sy sId></customDay></pre>	<pre>{ "adjustment": "None", "adjustmentAmount": 1, "adjustmentType": "Day", "category": "Day", "comments": null, "ctype": "Relative Repeating Date", "date": null, "dateList": [], "day": 1, "dayofweek": "Sun", "holiday": false, "month": "Sep", "name": "special day", "nthAmount": 8, "nthType": "Business Day", "period": false, "relfreq": "Nth", "retainSysIds": true, "sysId": "dae77560c0a80165006d8051753b806c" version": 1 }</pre>
--	--

Group Web Services

- [Overview](#)
- [Create a Group](#)
- [Create and Modify a Group: XML and JSON Examples](#)
- [Delete a Group](#)
 - [Delete a Group: URI Parameters](#)
- [List Groups](#)
 - [List Groups XML and JSON Examples](#)
- [Modify a Group](#)
- [Read a Group](#)
 - [Read a Group: URI Parameters](#)
 - [Read a Group XML and JSON Examples](#)
- [Properties](#)
 - [Group Properties](#)
 - [Group Member Properties](#)
 - [Group Permission Properties](#)
 - [Group Role Properties](#)

Overview

Universal Controller supports the following RESTful-based web services for User and Group operations, which are listed alphabetically on this page.

- [Create a Group](#)
- [Delete a Group](#)
- [List Groups](#)
- [Modify a Group](#)
- [Read a Group](#)

Formatting specifications for each web service, including details about parameter requirements, are provided.

Create a Group

	Description
URI	http://host_name/uc/resources/usergroup
HTTP Method	POST
Description	Creates a new User Group .
Example URI	http://localhost:8080/uc/resources/usergroup
Consumes Content-Type	application/xml, application/json
Produces Content-Type	n/a
Example	See Create and Modify a Group: XML and JSON Examples , below.
Group Properties	See Group Properties , below.

Group Member Properties	See Group Member Properties , below.
Group Permission Properties	See Group Permission Properties , below.
Group Role Properties	See Group Role Properties , below.
Example Response	<ul style="list-style-type: none">• Status 200 /OK Successfully created the group with sysId {sysId}.

Create and Modify a Group: XML and JSON Examples

The [excludeRelated](#) and [retainSysIds](#) properties are specified as attributes in the <userGroup> element of XML web services.

XML

JSON

```
<userGroup retainSysIds="true"><ctrlNavigationVisibility>true</ctrlNavigationVisibility><description>Description</description><email>test@stonebranch.com</email><groupMembers><groupMember><sysId>1fe28873315d4316ad8fec7c89477723</sysId><user>userc</user></groupMember><groupMember><sysId>361f995ad8f04a2ab39ee112e4a1301a</sysId><user>userb</user></groupMember></groupMembers><groupRoles><groupRole><role>ops_report_admin</role><sysId>9c0d5e987a5847668c0182abf03c01e7</sysId></groupRole></groupRoles><manager /><name>test</name><navigationVisibility><navigationNode>Reports</navigationNode></navigationVisibility><parent /><permissions><permission><allGroups>true</allGroups><commands /><defaultGroup>true</defaultGroup><nameWildcard>*</nameWildcard><opCreate>true</opCreate><opDelete>true</opDelete><opExecute>false</opExecute><opRead>true</opRead><opUpdate>true</opUpdate><opswiseGroups /><permissionType>Task</permissionType><sysId>48eb7ec0c0a8026e0da9406feb022f4e</sysId></permission>
...
</permissions><sysId>920ef061ff4d498abe6e7ef883b1b5e1</sysId></userGroup>
```

```
{
  "ctrlNavigationVisibility": true,
  "description": "Description",
  "email": "test@stonebranch.com",
  "groupMembers": [ {
    "sysId": "b6fd058ee3db424ea374109299949b18",
    "user": "userc"
  }, {
    "sysId": "c54e8898f3bb493e9f5ed7f030007e2e",
    "user": "userb"
  } ],
  "groupRoles": [ {
    "role": "ops_report_admin",
    "sysId": "4112408600e947b89d051d36bf9cf6b3"
  } ],
  "manager": null,
  "name": "test",
  "navigationVisibility": [ "Reports" ],
  "parent": null,
  "permissions": [ {
    "allGroups": true,
    "commands": null,
    "defaultGroup": true,
    "nameWildcard": "*",
    "opCreate": true,
    "opDelete": true,
    "opExecute": false,
    "opRead": true,
    "opUpdate": true,
    "opswiseGroups": [],
    "permissionType": "Task",
    "sysId": "48eb7ec0c0a8026e0da9406feb022f4e"
  } ],
  "retainSysIds": true,
  "sysId": "920ef061ff4d498abe6e7ef883b1b5e1"
}
```

Delete a Group

	Description
--	-------------

URI	http://host_name/uc/resources/usergroup
HTTP Method	DELETE
Description	Deletes a Group .
URI Parameters	See Delete a Group URI Parameters , below.
Example URI	<ul style="list-style-type: none"> http://localhost:9080/uc/resources/usergroup?groupname=Test_Group http://localhost:9080/uc/resources/usergroup?groupid=f93b9403aec546bcbe1c2c06cf26e3c
Example Response	<ul style="list-style-type: none"> Status 200 /OK User group {groupname} deleted successfully. Status 400 /Bad Request Mutual exclusion violation. Cannot specify groupid and groupname at the same time. Status 404 /Not Found User group with {groupname/groupid} does not exist.

Delete a Group: URI Parameters

Parameter	Description	Specifications	Required	Mutually Exclusive With
groupid	ID used within the Controller to identify this group.	String; URI parameter.	Y (unless groupname is specified)	groupname
groupname	Name used within the Controller to identify this group.	String; URI parameter.	Y (unless groupid is specified)	groupid

List Groups

	Description
URI	http://host_name/uc/resources/usergroup/list
HTTP Method	GET
Description	Retrieves information on all Groups .
Example URI	http://localhost:8080/uc/resources/usergroup/list
Authentication	HTTP Basic
Produces Content-Type	application/xml, application/json
Example	See Read a Group: XML and JSON Examples .
Group Properties	See Group Properties .
Group Member Properties	See Group Member Properties .
Group Permission Properties	See Group Permission Properties .

Group Role Properties	See Group Role Properties .
-----------------------	---

List Groups XML and JSON Examples

XML	JSON
<pre><userGroups><userGroup><ctrlNavigationVisibility>true</ctrlNavigationVisibility><description>Description</description><email>test@stonebranch.com</email><groupMembers><groupMember><sysId>1fe28873315d4316ad8fec7c89477723</sysId><user name="User C">userc</user></groupMember><groupMember><sysId>361f995ad8f04a2ab39ee112e4a1301a</sysId><user name="User B">userb</user></groupMember></groupMembers><groupRoles><groupRole><role description="report admin role">ops_report_admin</role><sysId>9c0d5e987a5847668c0182abf03c01e7</sysId></groupRole></groupRoles><manager /><name>test1</name><navigationVisibility><navigationNode>Reports</navigationNode></navigationVisibility><parent /><permissions><permission><allGroups>true</allGroups><commands /><defaultGroup>true</defaultGroup><nameWildcard>*</nameWildcard><opCreate>true</opCreate><opDelete>true</opDelete><opExecute>false</opExecute><opRead>true</opRead><opUpdate>true</opUpdate><opswiseGroups /><permissionType>Task</permissionType><sysId>48eb7ec0c0a8026e0da9406feb022f4e</sysId></permission></permissions><sysId>920ef061ff4d498abe6e7ef883b1b5e1</sysId></userGroup><userGroup><ctrlNavigationVisibility>true</ctrlNavigationVisibility><description>Description</description><groupMembers /><groupRoles><groupRole><role description="report admin role">ops_report_admin</role><sysId>9c0d5e987a5847668c0182abf03c01e7</sysId></groupRole></groupRoles><manager /><name>test2</name><navigationVisibility><navigationNode>Reports</navigationNode></navigationVisibility><parent /><permissions><permission><allGroups>true</allGroups><commands /><defaultGroup>true</defaultGroup><nameWildcard>*</nameWildcard><opCreate>true</opCreate><opDelete>true</opDelete><opExecute>false</opExecute><opRead>true</opRead><opUpdate>true</opUpdate><opswiseGroups /><permissionType>Task</permissionType><sysId>48eb7ec0c0a8026e0da9406feb022f4e</sysId></permission></permissions><sysId>920ef061ff4d498abe6e7ef883b1b5e1</sysId></userGroup></pre>	<pre>[{ "ctrlNavigationVisibility": true, "description": "Description", "email": "test@stonebranch.com", "groupMembers": [{ "sysId": "b6fd058ee3db424ea374109299949b18", "user": { "name": "USERC", "value": "userc" } }], "groupRoles": [{ "role": { "description": "The report administrator role.", "value": "ops_report_admin" }, "sysId": "4112408600e947b89d051d36bf9cf6b3" }], "manager": null, "name": "test1", "navigationVisibility": ["Reports"], "parent": null, "permissions": [], "sysId": "920ef061ff4d498abe6e7ef883b1b5e1" }, { "ctrlNavigationVisibility": true, "description": "Description", "groupMembers": [], "groupRoles": [{ "role": { "description": "The report administrator role.",</pre>


```

        "value":
"ops_report_admin"
      },
      "sysId":
"4112408600e947b89d051d36bf9cf6b3
"
    },
    "manager": null,
    "name": "test2",
    "navigationVisibility": [
"Reports" ],
    "parent": null,
    "permissions": [
      {
        "allGroups": true,
        "commands": null,
        "defaultGroup": true,
        "nameWildcard": "*",
        "opCreate": true,
        "opDelete": true,
        "opExecute": false,
        "opRead": true,
        "opUpdate": true,
        "opwiseGroups": [],
        "permissionType":
"Task",
        "sysId":
"48eb7ec0c0a8026e0da9406feb022f4e
"
      }
    ],
    "sysId":
"920ef061ff4d498abe6e7ef883b1b5e1
"
  }
]

```

Modify a Group

	Description
URI	http://host_name/uc/resources/usergroup
HTTP Method	PUT
Description	<p>Modifies the Group specified by the <code>sysId</code> in the request.</p> <p>To modify Group properties without modifying related records, see the excludeRelated property, below.</p>
Example URI	http://localhost:8080/uc/resources/usergroup
Consumes Content-Type	application/xml, application/json

Produces Content-Type	n/a
Example Request	See Create and Modify a Group: XML and JSON Examples .
Group Properties	See Group Properties .
Group Member Properties	See Group Member Properties .
Group Permission Properties	See Group Permission Properties .
Group Role Properties	See Group Role Properties .
Example Response	<ul style="list-style-type: none"> Status 200 /OK Successfully updated the user group with sysId <sysId>.

Read a Group

	Description
URI	http://host_name/uc/resources/usergroup
HTTP Method	GET
Description	Retrieves information on a specific Group .
URI Parameters	See Read a Group: URI Parameters , below.
Example URI	<ul style="list-style-type: none"> http://localhost:8080/uc/resources/usergroup?groupname=test.group http://localhost:8080/uc/resources/usergroup?groupid=c489750500d444eca9325559d0ef9673
Consumes Content-Type	n/a
Produces Content-Type	application/xml, application/json
Example Response	<ul style="list-style-type: none"> Status 200 /OK (See Read a Group: Example XML and JSON Examples, below.) Status 404 /Not Found A user group with id "f87848b00a0001037f43e7c81c8ec969" does not exist.
Response Group Member Properties	See Group Member Properties .
Response Group Permission Properties	See Group Permission Properties .
Response Group Role Properties	See Group Role Properties .

Read a Group: URI Parameters

Parameter	Description	Specifications	Required	Mutually Exclusive With
groupid	ID used within the Controller to identify this group.	String; URI parameter.	Y (unless groupname is specified)	groupname
groupname	Name used within the Controller to identify this group.	String; URI parameter.	Y (unless groupid is specified)	groupid

Read a Group XML and JSON Examples

The `retainSysIds` property is specified as an attribute in the `<userGroup>` element of the XML response.

XML	JSON
<pre> <userGroup retainSysIds="true"><ctrlNavigationVisibility>true</ctrlNavigationVisibility><description>Description</description><email>test@stonebranch.com</email><groupMembers><groupMember><sysId>1fe28873315d4316ad8fec7c89477723</sysId><user name="User C">userc</user></groupMember><groupMember><sysId>361f995ad8f04a2ab39ee112e4a1301a</sysId><user name="User B">userb</user></groupMember></groupMembers><groupRoles><groupRole><role description="report admin role">ops_report_admin</role><sysId>9c0d5e987a5847668c0182abf03c01e7</sysId></groupRole></groupRoles><manager /><name>test</name><navigationVisibility><navigationNode>Reports</navigationNode></navigationVisibility><parent /><permissions><permission><allGroups>true</allGroups><commands /><defaultGroup>true</defaultGroup><nameWildcard>*</nameWildcard><opCreate>true</opCreate><opDelete>true</opDelete><opExecute>false</opExecute><opRead>true</opRead><opUpdate>true</opUpdate><opswiseGroups /><permissionType>Task</permissionType><sysId>48eb7ec0c0a8026e0da9406feb022f4e</sysId></permission> ... </permissions><sysId>920ef061ff4d498abe6e7ef883b1b5e1</sysId></userGroup> </pre>	



```

{
  "ctrlNavigationVisibility":
true,
  "description":
"Description",
  "email": "test@stonebranch.
com",
  "groupMembers": [ {
    "sysId":
"b6fd058ee3db424ea37410929994
9b18",
    "user": {
      "name": "USERC",
      "value": "userc"
    }
  }, {
    "sysId":
"c54e8898f3bb493e9f5ed7f03000
7e2e",
    "user": {
      "name": "USERB",
      "value": "userb"
    }
  } ],
  "groupRoles": [ {
    "role": {
      "description": "The
report administrator role.",
      "value":
"ops_report_admin"
    },
    "sysId":
"4112408600e947b89d051d36bf9c
f6b3"
  } ],
  "manager": null,
  "name": "test",
  "navigationVisibility": [
"Reports" ],
  "parent": null,
  "permissions": [ {
    "allGroups": true,
    "commands": null,
    "defaultGroup": true,
    "nameWildcard": "*",
    "opCreate": true,
    "opDelete": true,
    "opExecute": false,
    "opRead": true,
    "opUpdate": true,
    "opwiseGroups": [],
    "permissionType": "Task",
    "sysId":
"48eb7ec0c0a8026e0da9406feb02
2f4e"
  } ],
  "retainSysIds": true,
  "sysId":
"920ef061ff4d498abe6e7ef883b1
b5e1"
}

```


Properties

Group Properties

Property	UI Field Name	Description	Specifications	Required
ctrlNavigationVisibility	Control Navigation Visibility	Indication of whether or not to control the visibility of navigation pane entries in the Controller Navigator, via the navigationVisibility property, for members of this Group. If ctrlNavigationVisibility is false, all entries are visible.	Boolean. Valid values: true/false. Default is false.	N
description	Description	Description of the group.		N
email	Email	Email address of this group.		N
excludeRelated	n/a	For the Modify Group web service: specification for whether or not to exclude related records (Group Roles, Group Members, Group Permissions) from the update, even if they are provided in the request. Note  In XML, excludeRelated is specified as an attribute in the <userGroup> element.	Valid values: true/false (default is false).	N
groupMembers	n/a	Users in this group. Note  Universal Controller only supports a user being a member of 1,000 groups or less.	Format: XML <pre><groupMembers><groupMember><user>userc</user></groupMember></groupMembers></pre> JSON <pre>"groupMembers": [{ "user": "userc" }]</pre>	N

groupRoles	n/a	Roles assigned to this group.	<p>Format: XML</p> <pre data-bbox="1339 240 1843 354"><groupRoles><groupRole><role>ops_report_admin</role></groupRole></groupRoles></pre> <p>JSON</p> <pre data-bbox="1339 521 1843 716">"groupRoles": [{ "role": "ops_report_global" }]</pre>	N
manager	Manager	ID of the Universal Controller user that is the manager of this group.		N
name	Name	Name of the group.		Y

navigationVisibility	Navigation Visibility	List of all Controller Navigator entries.	<p>Format: XML</p> <pre data-bbox="1339 240 1839 375"><navigationVisibility><navigationNode>Reports</navigationNode></navigationVisibility></pre> <p>To include all values, set the navigationNode to All</p> <pre data-bbox="1339 521 1839 656"><navigationVisibility><navigationNode>All</navigationNode></navigationVisibility></pre> <p>JSON</p> <pre data-bbox="1339 818 1839 997">"navigationVisibility": ["Reports", "Support Portal"]</pre> <p>Valid values: (see navigationNode Valid Values, below)</p>	N
parent	Parent	Name of this group's parent group, if any.		N
permissions	n/a	Permissions assigned to this group.		N

retainSysIds	n/a	<p>For Create and Read web services; specification for whether or not the web service should persist the <code>sysId</code> property.</p> <ul style="list-style-type: none"> If <code>retainSysIds</code> is true and <code>sysId</code> is included in the request/response, <code>sysId</code> will be persisted to the database. If <code>retainSysIds</code> is false and <code>sysId</code> is included in the request/response, <code>sysId</code> will be ignored; it will be autogenerated by the Controller. <p>Note  In XML, <code>retainSysIds</code> is specified as an attribute in the <code><userGroup></code> element.</p>	Valid values: true/false (default is true).	N
sysId	n/a	System ID field in the database for this record.	Persisted only if retainSysIds is set to true.	N

navigationNode Valid Values

Values	Navigation Panel
<ul style="list-style-type: none"> All 	All navigation panels

<ul style="list-style-type: none"> • Activity • Task Instances • History • All Triggers • Active Triggers • Cron Triggers • Time Triggers • Manual Triggers • Temporary Triggers • File Monitor Triggers • Task Monitor Triggers • Variable Monitor Triggers • Email Monitor Triggers • Application Monitor Triggers • Composite Triggers • Forecasts • Forecast Calendar • All Tasks • Workflow Tasks • Linux/Unix Tasks • Windows Tasks • z/OS Tasks • Universal Command Tasks • SAP Tasks • PeopleSoft Tasks • File Transfer Tasks • Manual Tasks • Timer Tasks • SQL Tasks • Stored Procedure Tasks • Email Tasks • Web Service Tasks • Task Monitors • File Monitors • FTP File Monitors • System Monitors • Variable Monitors • Email Monitors • Application Control Tasks • Calendars • Custom Days • Variables • Scripts • Virtual Resources • Credentials 	<p>Automation Center</p>
<ul style="list-style-type: none"> • Dashboards • Reports • Widgets • Colors 	<p>Reporting</p>

<ul style="list-style-type: none"> • All Agents • Linux/Unix Agents • Windows Agents • z/OS Agents • Linux/Unix Agent Clusters • Windows Agent Clusters • OMS Servers • Cluster Nodes • Email Templates • Email Connections • Database Connections • PeopleSoft Connections • SAP Connections • SNMP Managers • Applications 	Agents & Connections
<ul style="list-style-type: none"> • Bundles • Promotion Targets • Promotion History • Promotion Schedules 	Bundles & Promotion
<ul style="list-style-type: none"> • Properties • LDAP Settings • Data Backup / Purge • Server Operations • Universal Templates • Filters • Users • Groups • Business Services • Audits • Support Portal • Video Classroom 	Administration

Group Member Properties

Property	UI Field Name	Description	Specifications	Required
sysId	n/a	System ID field in the database for this record.		N
user	User	User name of a group member.		Y

Group Permission Properties

Property	UI Field Name	Description	Specifications	Required
allGroups	Member of Any Business Service or Unassigned	Specification for whether or not this permission applies both to records that belong to any Business Service and to records that do not belong to any Business Service.	Boolean. Valid Values: true/false. Default is false.	N

commands	Commands	Commands that are associated with each permission.	Valid values: see Command Permissions , below.	N
defaultGroup	Unassigned to Business Service	Specification for whether or not this permission applies to records that do not belong to any Business Service.	Boolean. Valid Values: true/false. Default is false.	N
nameWildcard	Name	Specification to apply this permission to records whose name matches the string specified here.	Wildcards (*s) can be used.	Y
opCreate	Create	Allows members of the group to create records of the specified <code>permissionType</code> .	Boolean. Valid Values: true/false. Default is false. Cannot be set to true if <code>permissionType</code> is Agent or Task Instance.	N
opDelete	Delete	Allows members of the group to delete records of the specified <code>permissionType</code> .	Boolean. Valid Values: true/false. Default is false. Cannot be set to true if <code>permissionType</code> is Agent.	N
opExecute	Execute	Allows the user to execute records of the specified <code>permissionType</code> .	Boolean. Valid Values: true/false. Default is false. If the Strict Connection Execute Constraints Universal Controller system property is false: <ul style="list-style-type: none"> <code>opExecute</code> can be set to true only if <code>permissionType</code> is Agent, Credential, Script, or Virtual Resource. If the Strict Connection Execute Constraints Universal Controller system property is true: <ul style="list-style-type: none"> <code>opExecute</code> can be set to true only if <code>permissionType</code> is Agent, Credential, Database Connection, Email Connection, SAP Connection, Script, SNMP Manager, or Virtual Resource. 	N
opRead	Read	Allows the user to read records of the specified <code>permissionType</code> .	Boolean. Valid Values: true/false. Default is false. If the Strict Business Service Membership Read Constraints Universal Controller system property is false: <ul style="list-style-type: none"> <code>opRead</code> must be set to true if <code>permissionType</code> is Agent, Agent Cluster, Calendar, Credential, Database Connection, Email Connection, SAP Connection, Email Template, SNMP Manager, or Virtual Resource. 	N
opUpdate	Update	Allows members of the group to update records of the specified <code>permissionType</code> .	Boolean. Valid Values: true/false. Default is false. Must be set to true if <code>opCreate</code> is set to true.	N
opwiseGroups	Member of Business Services	Applies this permission to records that are members of the selected Business Service(s).	Format: XML <pre><opwiseGroups><opwiseGroup>test</opwiseGroup></opwiseGroups></pre> JSON <pre>"opwiseGroups": ["test"]</pre>	N

permissionType	Type	Type of permission for this group.	Valid values: <ul style="list-style-type: none"> • As String = Agent, As Value = 1 • As String = Calendar, As Value = 2 • As String = Credential, As Value = 3 • As String = Task, As Value = 4 • As String = Task Instance, As Value = 5 • As String = Trigger, As Value = 6 • As String = Application, As Value = 7 • As String = Script, As Value = 8 • As String = Variable, As Value = 9 • As String = Virtual Resource, As Value = 10 • As String = Agent Cluster, As Value = 11 • As String = Email Template, As Value = 12 • As String = Email Connection, As Value = 13 • As String = Database Connection, As Value = 14 • As String = SAP Connection, As Value = 15 • As String = SNMP Manager, As Value = 16 • As String = PeopleSoft Connection, As Value = 17 • As String = Bundle, As Value = 18 • As String = Promotion Target, As Value = 19 • As String = OMS Server, As Value = 20 	Y
sysId	n/a	System ID field in the database for this record.	Persisted only if retainSysIds is set to true.	N

Command Permissions

Permission Type	Commands
Agent	<ul style="list-style-type: none"> • ALL • resume_agent • suspend_agent
Agent Cluster	<ul style="list-style-type: none"> • ALL • resolve_agent_cluster • resume_agent_cluster • suspend_agent_cluster • resume_agent_cluster_membership • suspend_agent_cluster_membership
Application	<ul style="list-style-type: none"> • ALL • appl_start • appl_stop • appl_query
Bundle	<ul style="list-style-type: none"> • ALL • promote_bundle

Calendar	<ul style="list-style-type: none"> • ALL • copy_calendar
Credential	
Database Connection	<ul style="list-style-type: none"> • ALL • copy_database_connection • database_connection_test
Email Connection	<ul style="list-style-type: none"> • ALL • copy_email_connection • email_connection_test
Email Template	<ul style="list-style-type: none"> • ALL • copy_email_template
OMS Server	<ul style="list-style-type: none"> • ALL • resume_oms_server • suspend_oms_server
PeopleSoft Connection	<ul style="list-style-type: none"> • ALL • copy_peoplesoft_connection
Promotion Target	<ul style="list-style-type: none"> • ALL • refresh_target_agents
SAP Connection	<ul style="list-style-type: none"> • ALL • copy_sap_connection
Script	<ul style="list-style-type: none"> • ALL • copy_script
SNMP Manager	<ul style="list-style-type: none"> • ALL • copy_snmp_manager

Task	<ul style="list-style-type: none"> • ALL • copy_task • launch • recalculate_forecast • reset_statistics • reset_zos_override_statistics • set_execution_restriction
Task Instance	<ul style="list-style-type: none"> • ALL • cancel • clear_all_dependencies • clear_exclusive • clear_resources • clear_timewait • force_finish • force_finish_cancel • hold • insert_task • rerun • release • release_recursive • retrieve_output • set_edge_satisfied (Mark as Satisfied in UI) • set_edges_satisfied (Clear Predecessors in UI) • set_priority_low • set_priority_medium • set_priority_high • set_manual_completed • set_manual_started • skip • unskip
Trigger	<ul style="list-style-type: none"> • ALL • assign_trigger_execution_user • copy_trigger • disable_trigger • enable_trigger • recalculate_forecast • set_skip_count • trigger_now
Variable	
Virtual Resource	<ul style="list-style-type: none"> • ALL • copy_virtual_resource

Group Role Properties

Property	UI Field Name	Description	Specifications	Required
role	Role	Role assigned to this group.		Y
sysId	n/a	System ID field in the database for this record.		N

OMS Server Web Services

- [Overview](#)
- [Create an OMS Server](#)
- [Delete an OMS Server](#)
- [List OMS Servers](#)
- [Modify an OMS Server](#)
- [Read an OMS Server](#)
- [Properties](#)

Overview

Universal Controller supports the following RESTful-based web services for OMS Server operations, which are listed alphabetically on this page.

- [Create an OMS Server](#)
- [Delete an OMS Server](#)
- [List OMS Servers](#)
- [Modify an OMS Server](#)
- [Read an OMS Server](#)

Formatting specifications for each web service, including details about parameter requirements, are provided.

Create an OMS Server

	Description
URI	http://host_name/uc/resources/omsserver
HTTP Method	POST
Description	Creates an OMS Server .
Example URI	http://localhost:8080/uc/resources/omsserver
Consumes Content-Type	application/xml, application/json
Produces Content-Type	n/a
Example Request	See OMS Server: XML and JSON Examples .
Request OMS Server Properties	See OMS Server: Properties .
Request Email Notification Properties	See OMS Server: Email Notification Properties .
Request SNMP Notification Properties	See OMS Server: SNMP Notification Properties .

Example Response	<ul style="list-style-type: none"> • Status 200 /OK Successfully created the OMS Server with sysId (sysId). • Status 400 /Bad Request Create OMS Server failed. A duplicate value has been detected. OMS Server Address must be unique.
------------------	---

Delete an OMS Server

	Description
URI	http://host_name/uc/resources/omsserver
HTTP Method	DELETE
Description	Deletes an OMS Server.
URI Parameters	See Delete an OMS Server: URI Parameters , below.
Example URI	http://localhost:8080/uc/resources/omsserver?serveraddress=localhost:7878
Example Response	<ul style="list-style-type: none"> • Status 200 /OK OMS Server deleted successfully. • Status 400 /Bad Request Mutual exclusion violation. Cannot specify <code>serveraddress</code> and <code>serverid</code> at the same time. • Status 404 /Not Found OMS Server with {server address/id} "localhost:7878" does not exist.

Delete an OMS Server: URI Parameters

Parameter	Description	Specifications	Required	Mutually Exclusive With
<code>serverid</code>	ID used within the Controller to identify this OMS Server.	String; URI parameter.	Y (unless <code>serveraddress</code> is specified)	<code>serveraddress</code>
<code>serveraddress</code>	IP address or host name of this OMS Server.	String; URI parameter.	Y (unless <code>serverid</code> is specified)	<code>serverid</code>

List OMS Servers

	Description
URI	http://host_name/uc/resources/omsserver
HTTP Method	GET

Description	Retrieves the Server address or partial server address of all OMS servers.
Example URI	http://localhost:8080/uc/resources/omsserver/list
Authentication	HTTP Basic
Consumes Content-Type	n/a
Produces Content-Type	application/xml, application/json
Example Response	See OMS Server: XML and JSON Examples .
Response Properties	See OMS Server: Properties .

Modify an OMS Server

	Description
URI	http://host_name/uc/resources/omsserver
HTTP Method	PUT
Description	<p>Modifies the OMS Server specified by the <code>sysId</code>.</p> <p>To modify OMS Server properties without modifying related records, see the excludeRelated property.</p>
Example URI	http://localhost:8080/uc/resources/omsserver
Consumes Content-Type	application/xml, application/json
Produces Content-Type	n/a
Example Request	See OMS Server: XML and JSON Examples .
Request Properties	See OMS Server: Properties .
Example Response	<ul style="list-style-type: none"> Status 200 /OK Successfully updated the OMS Server with sysId {sysId}. Status 400 /Bad Request Update OMS Server failed. A duplicate value has been detected. OMS Server Address must be unique.

Read an OMS Server

URI	http://host_name/uc/resources/omsserver
HTTP Method	GET
Description	Retrieves information on a specific OMS Server.
URI Parameters	See Read an OMS Server: URI Parameters .

Consumes Content-Type	n/a
Produces Content-Type	application/xml, application/json
Example URI	http://localhost:8080/uc/resources/omsserver?serveraddress=localhost:7878
Example Response	See OMS Server: XML and JSON Examples .
Response Properties	See OMS Server: Properties .

Read an OMS Server: URI Parameters

Parameter	Description	Specifications	Required	Mutually Exclusive With
serverid	ID used within the Controller to identify this OMS Server.	String; URI parameter.	Y (unless <code>serveraddress</code> is specified)	serveraddress
serveraddress	IP address or host name of this OMS Server.	String; URI parameter.	Y (unless <code>serverid</code> is specified)	serverid

OMS Server: XML and JSON Examples

XML	JSON
------------	-------------

```

<omsServer version="1"><authenticate>>false<
/authenticate><lastConnected>localhost
/127.0.0.1:7878</lastConnected>
<lastConnectedTime>localhost/127.0.0.1:
7878</lastConnectedTime><notifications><em
ailNotification><status>Disconnected</stat
us><sysId>735cc6806d1347e5a073036ee5397097<
/sysId><bcc /><body>test</body><cc /><emai
lConnection>uc - Test Account</emailConnec
tion><emailTemplate>uc - Template</emailTe
mplate><replyTo /><subject /><to /><
/emailNotification><snmpNotification><stat
us>Disconnected</status><sysId>c17b45b2bdd
84b3aa9437c60baf60647</sysId><severity>Min
or</severity><snmpManager>SNMP Manager</sn
mpManager></snmpNotification><
/notifications>
<opwiseGroups>
<opwiseGroup>group A</opwiseGroup>
<opwiseGroup>group B</opwiseGroup>
<opwiseGroup>group C</opwiseGroup>
</opwiseGroups><serverAddress>localhost:
7878</serverAddress><sessionStatus>None</s
essionStatus><status>Disconnected</status>
<suspended>true</suspended>
<sysId>1307d3159099415c9bd36158b812ed54</s
ysId><timeout>30</timeout></omsServer>

```

```



{
  "authenticate": false,
  "lastConnected": "localhost/127.
0.0.1:7878",
  "lastConnectedTime": "2020-06-03 11:
00:11 -0400",
  "notifications": {
    "emailNotifications": [ {
      "bcc": null,
      "body": "test",
      "cc": null,
      "emailConnection": "uc - Test
Account ",
      "emailTemplate": "uc -
Template",
      "replyTo": null,
      "status": "Disconnected",
      "subject": null,
      "sysId":
"3104c0f2e5fd4e8c9e54ab5f653cfe2e",
      "to": null
    } ],
    "snmpNotifications": [ {
      "severity": "Minor",
      "snmpManager": "SNMP Manager",
      "status": "Disconnected",
      "sysId":
"bc2898e0c1b94594ac7912a34df33216"
    } ]
  },
  "opwiseGroups": [
    "A",
    "B",
    "C"
  ],
  "retainSysIds": true,
  "serverAddress": "localhost:7878",
  "sessionStatus": "Operational",
  "status": "Connected",
  "suspended": false,
  "sysId":
"0f28a0cadaa64e2a8710c417bb895055",
  "timeout": 60
}

```

Properties

OMS Server: Properties

Property	UI Field Name	Description	Specifications	Required
authenticate	Authenticate OMS Server	Specification for whether or not the Controller authenticates the OMS server digital certificate.	Boolean; Valid values: true/false. Default is false.	N

excludeRelated	n/a	<p>For the Modify OMS Server web service; specification for whether or not to exclude related records from the update, even if they are provided in the request.</p> <p>Note  In XML, excludeRelated is specified as an attribute in the <omsServer> element.</p>	Valid values: true/false (default is false).	No
lastConnected	Last Connected Server Address	OMS Server, in a High Availability environment of multiple cluster nodes, that is connected to the Controller or was last connected to the Controller.	Read-only.	n/a
lastConnectedTime	Last Connected Time	Time when the Universal Controller last connected to the server.	Read-only.	n/a
opswiseGroups	Member of Business Services	<p>Business Services that this record belongs to.</p> <p>Format:</p> <p>XML</p> <pre><opswiseGroups><opswiseGroup>test</opswiseGroup></opswiseGroups></pre> <p>JSON</p> <pre>"opswiseGroups": ["test"]</pre>		N
retainSysIds	n/a	<p>Specification for whether or not the Create an OMS Server web service will persist the <code>sysId</code> property.</p> <ul style="list-style-type: none"> • If <code>retainSysIds="true"</code> and <code>sysId</code> is included in the request/response, <code>sysId</code> will be persisted to the database. • If <code>retainSysIds="false"</code> and <code>sysId</code> is included in the request/response, <code>sysId</code> will be ignored; it will be autogenerated by the Controller. <p>Note  In XML web services, retainSysIds is specified as an attribute in the <omsServer> element.</p>	Valid values: true/false (default is true).	N
serverAddress	OMS Server Address	IP address or host name of an OMS Server, or a comma-separated list of OMS Servers configured as an OMS Server cluster.		Y
sessionStatus	Session Status	Current status of the OMS server messaging sessions: heartbeat, input, and output sessions.	Read-only. Valid values: <ul style="list-style-type: none"> • None • Impaired • Operational 	n/a

status	Status	Current status of the OMS server.	Read-only. Valid values: <ul style="list-style-type: none"> • Disconnected • Connected 	n/a
suspended	Suspended	Indication of whether or not the OMS Server has been suspended.	Read -only. Valid values: true/false.	n/a
sysId	n/a	System ID field in the database for this OMS Server record.	Persisted only if retainSysIds is set to true.	N
timeout	Network Timeout (Seconds)	Network socket time-out value used for TCP/IP receive and connect operations.	Integer.	N

OMS Server: Email Notification Properties

Property	UI Field Name	Description	Specifications	Required
bcc	Bcc	Email address of the party being sent a blind (hidden) copy of the email, if any.	Use commas to separate multiple recipients. Variables and Functions are supported.	N
body	Body	Text of the email message.	Variables and Functions are supported. If the <code>emailTemplate</code> contains text in the body, this text is appended.	N
cc	Cc	Email address of the party being sent a copy of the email, if any.	Use commas to separate multiple recipients. Variables and Functions are supported.	N
emailConnection	Email Connection	Name of an Email Connection .	If you specify both an <code>emailConnection</code> and an <code>emailTemplate</code> , the Controller uses the <code>emailConnection</code> .	Y (unless <code>emailTemplate</code> is specified)
emailTemplate	Email Template	Name of an Email Template .	If you specify both an <code>emailConnection</code> and an <code>emailTemplate</code> , the Controller uses the <code>emailTemplate</code> .	Y (unless <code>emailConnection</code> is specified)
replyTo	Reply-To	Email address of the sender of the email.	Use commas to separate multiple recipients. Variables and Functions are supported.	N
status	Status Options	Comma-separated list of statuses	Valid values: <ul style="list-style-type: none"> • As String = Disconnected, As Value = 0 • As String = Connected, As Value = 1 	N
subject	Subject	Subject line of the email.	Variables and Functions are supported.	N
sysId	n/a	<code>sys_id</code> used within the Controller to identify this Email Notification.		N
to	To	Email address of the recipient.	Use commas to separate multiple recipients Variables and Functions are supported.	N

OMS Server: SNMP Notification Properties

Property	UI Field Name	Description	Specifications	Required
----------	---------------	-------------	----------------	----------

severity	Notification Severity	Severity level of this notification.	<p>Valid values:</p> <ul style="list-style-type: none"> • As String = Normal, As Value = 1 • As String = Warning, As Value = 2 • As String = Minor, As Value = 3 • As String = Major, As Value = 4 • As String = Critical, As Value = 5 <p>Default is Normal (1).</p>	N
snmpManager	SNMP Manager	SNMP Manager that will receive this notification.		N
status	Status Options	Comma-separated list of statuses	<p>Valid values:</p> <ul style="list-style-type: none"> • As String = Disconnected, As Value = 0 • As String = Connected, As Value = 1 	N
sysId	n/a	sys_id used within the Controller to identify this SNMP Notification.		N

Password Web Services

- [Overview](#)
- [Change a Universal Controller User Password](#)
- [Change Runtime Password of Credentials](#)

Overview

Universal Controller supports the following RESTful-based web services for Password operations, which are listed alphabetically on this page.

- [Change a Universal Controller User Password](#)
- [Change Runtime Password of Credentials](#)

Formatting specifications for each web service, including details about parameter requirements, are provided.

Change a Universal Controller User Password

	Description
URI	http://host_name/uc/resources/user/changepassword
HTTP Method	POST
Description	Changes a Universal Controller user password.
Example URI	http://localhost:8080/uc/resources/user/changepassword
Authentication	HTTP Basic
Consumes Content-Type	application/xml, application/json
Produces Content-Type	application/xml, application/json
Example Request	See Change a Universal Controller User Password: XML and JSON Examples .
Request Properties	See Change a Universal Controller User Password: Request Properties .
Example Response	See Change a Universal Controller User Password: XML and JSON Examples .

Note



The Authentication user must have the [ops_admin](#) or [ops_user_admin](#) role.

If the Authentication user has an [expired password](#) or has a [Password Requires Reset](#) condition, the Authentication user can change only his/her own password.

The Password Requires Reset condition will be cleared only if the Authentication user is changing his/her own password.

The Password Last Changed time will be updated for any user whose password has been changed through the Change User Password operation, regardless of who changed it.

Once the Authentication user, with an expired password or Password Requires Reset condition, has changed his/her own password via the Change User Password operation, he/she can proceed with authenticating for all other Web Service APIs.

Change a Universal Controller User Password: XML and JSON Examples

Examples	XML	JSON
Example Request	<pre><change-user-password><userId>test.password</userId><newPassword>test</newPassword></change-user-password></pre>	<pre>{ "userId": "test.password", "newPassword": "test" }</pre>
Example Response	<pre><command-response><type>change_user_password</type><success>true</success><info>Successfully changed password for user "test.password".</info><errors /></command-response></pre>	<pre>{ "type": "change_user_password", "success": true, "info": "Successfully changed password for user "test.password".", "errors": "" }</pre>

Change a Universal Controller User Password: Request Properties

Property	UI Field Name	Description	Specifications	Required
userId	User Id	ID of this Universal Controller user.		Y
newPassword	Password	Name of a user password for this user.		Y

Change Runtime Password of Credentials

	Description
URI	http://host_name/uc/resources/credential/ops-change-password
HTTP Method	POST
Description	Changes the runtime password of the credentials based on name.
Example URI	http://localhost:8080/uc/resources/credential/ops-change-password
Authentication	HTTP Basic
Consumes Content-Type	application/xml, application/json
Produces Content-Type	application/xml, application/json
Example Request	See Change Runtime Password of Credentials: XML and JSON Examples .
Request Properties	See Change Runtime Password of Credentials: Request Properties .
Example Response	See Change Runtime Password of Credentials: XML and JSON Examples .

Note

 The user must have the **UpdateCredential** permission.

Change Runtime Password of Credentials: XML and JSON Examples

Examples	XML	JSON
Example Request	<pre><change-credentials-password><name>test</name><newRuntimePassword>test2</newRuntimePassword></change-credentials-password></pre>	<pre>{ "name": "test", "newRuntimePassword": "test2" }</pre>
Example Response	<pre><command-response><type>change_credentials_password</type><success>true</success><info>Successfully changed runtime password for credentials with name "test".</info><errors /></command-response></pre>	<pre>{ "type": "change_credentials_password", "success": true, "info": "Successfully changed runtime password for credentials with name "test".", "errors": "" }</pre>

Change Runtime Password of Credentials: Request Properties

Property	UI Field Name	Description	Specifications	Required
name	Name	Name of this Credential.		Y
newruntimepassword	Runtime Password	Name of a new runtime password for this Credential.		Y

Properties Web Services

- [Overview](#)
- [List Properties](#)
- [Modify a Property](#)
- [Read a Property](#)

Overview

Universal Controller supports the following RESTful-based web services for Universal Controller system properties, which are listed alphabetically on this page.

- [List Properties](#)
- [Modify a Property](#)
- [Read a Property](#)

Formatting specifications for each web service, including details about property requirements, are provided.

List Properties

	Description
URI	http://host_name:port/uc/resources/property/list
HTTP Method	GET
Description	Retrieves information on all properties.
Example URI	http://localhost:8080/uc/resources/property/list
Authentication	HTTP Basic
Consumes Content-Type	n/a
Produces Content-Type	application/xml, application/json
Example Response	See List Properties: XML and JSON Responses , below.
List Properties Properties	See List Properties: Properties , below.

List Properties: XML and JSON Responses

XML	JSON
-----	------

```
<properties><property><name label="Administrator Email Address">uc.admin.email_addr</name><value>admin@stonebranch.com</value></property><property><name label="Agent Cache Retention Period In Days">uc.agent.cache.retention</name><value>7</value></property></properties>
```

```
[ {
  "name": {
    "label": "Administrator Email Address",
    "value": "uc.admin.email_addr"
  },
  "value": "admin@stonebranch.com"
},
{
  "name": {
    "label": "Agent Cache Retention Period In Days",
    "value": "uc.agent.cache.retention"
  },
  "value": "7"
}
]
```

List Properties: Properties

Property	UI Field Name	Description
name	Name	Name of the property.
value	Value	Value of the property.

Modify a Property

	Description
URI	http://host_name:port/uc/resources/property
HTTP Method	PUT
Description	Modifies the specified property.
Example URI	http://localhost:8080/uc/resources/property?propertyname=uc.forecast.days&value=20
URI Parameters	See Modify a Property: URI Parameters , below.
Example Response	<ul style="list-style-type: none"> Status 200 /OK Successfully updated the property with name {propertyname}. Status 404 /Not Found A property with name {propertyname} does not exist.

Modify a Property: URI Parameters

Parameter	Description	Specifications	Required
propertyname	Name used within the Controller to identify this property.	String; URI parameter.	Y

value	Value of this property.	Case-sensitive; URI parameter.	Y
-------	-------------------------	--------------------------------	---

Read a Property

URI	http://host_name:port/uc/resources/property
HTTP Method	GET
Description	Retrieves information on a specific property.
URI Parameters	See Read a Property: URI Parameters , below.
Consumes Content-Type	n/a
Produces Content-Type	application/xml, application/json
Example URI	http://localhost:8080/uc/resources/property?propertyname=uc.forecast.days
Example Response	See Read a Property: XML and JSON Responses , below.
Read a Property Properties	See List Properties: Properties .

Read a Property: URI Parameters

Parameter	Description	Specifications	Required
propertyname	Name used within the Controller to identify this property.	String; URI parameter.	Y

Read a Property XML and JSON Responses

XML	JSON
<pre><property><name label="Forecast Period In Days" >uc.forecast.days</name><value>31</value>< /property></pre>	<pre>{ "name": { "name": "Forecast Period In Days", "value": "uc.forecast.days" }, "value": "31" }</pre>

Report Web Services

- [Overview](#)
- [Run Report](#)

Overview

Universal Controller supports the following RESTful-based web service for Report.

- [Run Report](#)

Formatting specifications for the web service, including details about parameter requirements, are provided.

Run Report

	Description
URI	http://host_name/uc/resources/report/run
HTTP Method	GET
HTTP Header	Accept <ul style="list-style-type: none"> • application/pdf (Default) • application/xml • application/json • text/csv • text/tab-separated-values
Description	<p>Run report.</p> <p>Chart reports are generated in png format ("image/png")</p> <p>List reports are generated in pdf format (application/pdf), by default.</p> <ul style="list-style-type: none"> • To get the report in XML format, the Accept HTTP Header must be set to application/xml. • To get the report in JSON format, the Accept HTTP Header must be set to application/json. • To get the report in CSV format, the Accept HTTP Header must be set to text/csv. • To get the report in TSV format, the Accept HTTP Header must be set to text/tab-separated-values.
URI Parameters	See Run Report: URI Parameters , below.
Example URI	<ul style="list-style-type: none"> • http://localhost:8080/uc/resources/report/run?reporttitle=testReport • http://localhost:8080/uc/resources/report/run?reporttitle=testReport&visibility=Me • http://localhost:8080/uc/resources/report/run?reporttitle=testReport&visibility=Group&groupname=testGroup • http://localhost:8080/uc/resources/report/run?reporttitle=testReport&visibility=Everyone

Authentication	HTTP Basic
Example Responses	See Run Report Examples , below.

Run Report: URI Parameters

Parameter	Description	Specifications	Required
groupname	If <code>visibility = Group</code> ; Name of a specific user group.		N
reporttitle	Title of the Report.		Y
visibility	Users that will be able to view this report.	<p>Valid Values:</p> <ul style="list-style-type: none"> Me Group Everyone <p>If there are multiple reports with the same title:</p> <ul style="list-style-type: none"> If <code>visibility</code> is not provided, reports are sorted in the following order: <ol style="list-style-type: none"> User visibility Group visibility (group(s) that the user running the report is a member of) Everyone visibility If <code>visibility</code> is provided: <ul style="list-style-type: none"> If <code>visibility = Me</code>, web service returns only the report that matches <code>reporttitle</code> and is visible to the user running the report. If <code>visibility = Group</code>, web service returns only the report that matches <code>reporttitle</code> and is visible to the <code>groupname</code>. If <code>visibility = Everyone</code>, web service returns only the report that matches <code>reporttitle</code> and is visible to Everyone. 	N

Run Report Examples

XML	JSON	CSV
<pre><report><rows rowCount="2"><row><columns><column label="Task Name">t1</column><column label="Type">Workflow</column><column label="Task Description" /></columns></row><row><columns><column label="Task name">t2</column><column label="Type">Workflow</column><column label="Task Description" /></columns></row></rows><title>test report</title><totalRows>2</totalRows></report></pre>	<pre>{ "rows": { "rowCount": 2, "rows": [{ "columns": [{ "label": "Task Name", "value": "t1" }, { "label": "Type",</pre>	<pre>Task Name, Type, Task Description t1, Workflow, t2, Workflow,</pre>

```

"value":
"Workflow"
    }, {

"label":
"Task
Description"
,

"value": ""
    } ]
    }, {

"columns":
[ {

"label":
"Task
Name",

"value":
"t2"
    }, {

"label":
"Type",

"value":
"Workflow"
    }, {

"label":
"Task
Description"
,

"value": ""
    } ]
    },
    "title":
"test
report",

"totalRows"
: 2
}

```


Script Web Services

- [Overview](#)
- [Create a Script](#)
- [Delete a Script](#)
- [List Scripts](#)
- [Modify a Script](#)
- [Read a Script](#)

Overview

Universal Controller supports the following RESTful-based web services for Script operations, which are listed alphabetically on this page.

- [Create a Script](#)
- [Delete a Script](#)
- [List Scripts](#)
- [Modify a Script](#)
- [Read a Script](#)

Formatting specifications for each web service, including details about property requirements, are provided.

Create a Script

	Description
URI	http://host_name/uc/resources/script
HTTP Method	POST
Description	Creates a Script .
Example URI	http://localhost:8080/uc/resources/script
Consumes Content-Type	application/xml, application/json
Produces Content-Type	n/a
Example Request	See Create a Script: Example Request , below.
Example Response	<ul style="list-style-type: none"> • Status 200 /OK Successfully created the Script with sysId {sysId}. • Status 400 /Bad Request Create Script failed. A duplicate value has been detected. Name must be unique.
Script Properties	See Create a Script: Script Properties , below.
Notes Properties	See Create a Script: Notes Properties , below.

Create a Script: Example Request

XML Request	JSON Request
<pre><script retainSysIds="true"><content>echo %*</content><description>description</description><notes><note><sysId>a8756a120a00010357097d05fa5c558e</sysId><text>test</text><title>note 1</title></note></notes><opwiseGroups><opwiseGroup>1</opwiseGroup><opwiseGroup>2</opwiseGroup></opwiseGroups><resolveVariables>false</resolveVariables><scriptName>test.bat</scriptName><scriptType>Script</scriptType><sysId>f8756a120a00010357097d05fa5c558e</sysId></script></pre>	<pre>{ "content": "echo", "description": "description", "notes": [{ "sysId": "a8756a120a00010357097d05fa5c558e", "text": "test", "title": "note" }], "opwiseGroups": ["1","2"], "resolveVariables": false, "retainSysIds": true, "scriptName": "test.bat", "scriptType": "Script", "sysId": "f8756a120a00010357097d05fa5c558e" }</pre>

Create a Script: Script Properties

Property	UI Field Name	Description	Specifications	Required
content	Content	Content of the script or SAP definition file.		Y
description	Description	User-defined; description of this record.		N
excludeRelated	n/a	Specification for whether or not to exclude related records (Notes) from an update, even if they are provided in the request.	Valid values: true/false (default is false).	N
opwiseGroups	Member of Business Services	Business Services that this record belongs to. XML <pre><opwiseGroups><opwiseGroup>group1</opwiseGroup><opwiseGroup>group2</opwiseGroup></opwiseGroups></pre> JSON <pre>"opwiseGroups": ["group1","group2"]</pre>		N

resolveVariables	Resolve UAC Variables	Controls whether or not the Script will be parsed in pursuit of Universal Controller variables. It allows the Controller to avoid the overhead of parsing a Script that does not contain variables.		N
retainSysIds	n/a	Specification for whether or not the Create a Script web service will persist the <code>sysId</code> property. <ul style="list-style-type: none"> If <code>retainSysIds="true"</code> and <code>sysId</code> is included in the request/response, <code>sysId</code> will be persisted to the database. If <code>retainSysIds="false"</code> and <code>sysId</code> is included in the request/response, <code>sysId</code> will be ignored; it will be autogenerated by the Controller. Note  In XML web services, <code>retainSysIds</code> is specified as an attribute in the <code><script></code> element.	Valid values: true/false (default is true).	N
scriptName	Script Name	Name of the script.	This name can be the same as the name of the script file. You also can specify a file extension; the default file extension for Windows is <code>.bat</code> . If the name has the extension <code>.ps1</code> , Windows will run the script as a powershell script. You may have to create the appropriate file association and security for this to work.	Y
scriptType	Script Type	Type of Script	Valid Values: <ul style="list-style-type: none"> As String = Script, As Value = 1 (for use in Windows or Linux/Unix tasks) As String = SAP Definition, As Value = 2 (for use in SAP tasks) As String = UDM Script, As Value = 3 (for use in UDM File Transfer tasks) As String = Web Service Payload, As Value = 4 (for use in Web Service tasks) As String = Data, As Value = 5 (for use in a script or task) Default is Script (1).	N
sysId	n/a	System ID field in the database for this Script record.	Persisted only if <code>retainSysIds</code> is set to true.	N

Create a Script: Notes Properties

Property	UI Field Name	Description	Specifications	Required
sysId	n/a	sys_id used within the Controller to identify this Note.		N
text	Text	Text of this note.		N
title	Title	Title of this note.		N

Delete a Script

	Description
URI	http://host_name/uc/resources/script

HTTP Method	DELETE
Description	Deletes a Script.
URI Parameters	See Delete a Script: URI Parameters , below.
Example URI	http://localhost:8080/uc/resources/script?scriptname=test
Example Response	<ul style="list-style-type: none"> • Status 200 /OK Script deleted successfully. • Status 400 /Bad Request Mutual exclusion violation. Cannot specify <code>scriptname</code> and <code>scriptid</code> at the same time. • Status 404 /Not Found A Script with {name/id} "test" does not exist.

Delete a Script: URI Parameters

Parameter	Description	Specifications	Required	Mutually Exclusive With
<code>scriptid</code>	ID used within the Controller to identify this Script.	String; URI parameter.	Y (unless <code>scriptname</code> is specified)	<code>scriptname</code>
<code>scriptname</code>	Name used within the Controller to identify this Script.	String; URI parameter.	Y (unless <code>scriptid</code> is specified)	<code>scriptid</code>

List Scripts

	Description
URI	http://host_name/uc/resources/script/list
HTTP Method	GET
Description	Retrieves information on all Scripts.
Example URI	http://localhost:8080/uc/resources/script/list
Authentication	HTTP Basic
Consumes Content-Type	n/a
Produces Content-Type	application/xml, application/json
Example Response	See List Scripts: Example Response , below.
Script Properties	See Create a Script: Script Properties .
Notes Properties	See Create a Script: Notes Properties .

List Scripts: Example Response

XML Response	JSON Response
<pre data-bbox="142 280 1024 589"> <scripts><script version="2"><content>echo %*</content><description>description</description><notes><note><sysId>a8756a120a00010357097d05fa5c558e</sysId><text>test</text><title>note 1</title></note></notes><opswiseGroups><opswiseGroup>group1</opswiseGroup><opswiseGroup>group2</opswiseGroup></opswiseGroups><resolveVariables>false</resolveVariables><scriptName>test.bat</scriptName><scriptType>Script</scriptType><sysId>f8756a120a00010357097d05fa5c558e</sysId></script><script version="3"><content>echo ?*</content><description>description</description><notes><note><sysId>a8756a120a00010357097d05fa5c558f</sysId><text>test</text><title>note 1</title></note></notes><opswiseGroups><opswiseGroup>group1</opswiseGroup><opswiseGroup>group2</opswiseGroup></opswiseGroups><resolveVariables>false</resolveVariables><scriptName>test2.bat</scriptName><scriptType>Script</scriptType><sysId>f8756a120a00010357097d05fa5c558f</sysId></script></scripts> </pre>	<pre data-bbox="1056 280 1480 1109"> [{ "content": "echo", "description": "description", "notes": [{ "sysId": "a8756a120a00010357097d05fa5c558e", "text": "test", "title": "note" }], "opswiseGroups": ["group1", "group2"], "resolveVariables": false, "scriptName": "test.bat", "scriptType": "Script", "sysId": "f8756a120a00010357097d05fa5c558e", "version": 2 }, { "content": "echo", "description": "description", "notes": [{ "sysId": "a8756a120a00010357097d05fa5c558f", "text": "test", "title": "note" }], "opswiseGroups": ["group1", "group2"], "resolveVariables": false, "scriptName": "test2.bat", "scriptType": "Script", "sysId": "f8756a120a00010357097d05fa5c558f", "version": 3 }] </pre>

Modify a Script

	Description
URI	http://host_name/uc/resources/script
HTTP Method	PUT
Description	Modifies the Script specified by the sysId.

Example URI	http://localhost:8080/uc/resources/script
Consumes Content-Type	application/xml, application/json
Produces Content-Type	n/a
Example Request	See Modify a Script: Example Request , below.
Script Properties	See Create a Script: Script Properties .
Notes Properties	See Create a Script: Notes Properties .
Example Response	<ul style="list-style-type: none"> Status 200 /OK Successfully updated the Script with sysId <sysId> to version <version>.

Modify a Script: Example Request

XML Request	JSON Request
<pre><script><content>echo %* </content><description>description</description> <notes><note><sysId>a8756a120a00010357097d05fa5c558e</sysId><text>test</ text><title>note 1</title></note></notes><opswiseGroups><opswiseGroup>gr oup1</opswiseGroup><opswiseGroup>group2</opswiseGroup></opswiseGroups><r esolveVariables>false</resolveVariables><scriptName>test.bat</scriptName ><scriptType>Script</scriptType><sysId>f8756a120a00010357097d05fa5c558e< /sysId></script></pre>	<pre>{ "content": "echo", "description": "description", "notes": [{ "sysId": "a8756a120a00010357097d05fa5c558e", "text": "test", "title": "note" }], "opswiseGroups": ["group1", " group2"], "resolveVariables": false, "scriptName": "test.bat", "scriptType": "Script", "sysId": "f8756a120a00010357097d05fa5c558e" }</pre>

Read a Script

URI	http://host_name/uc/resources/script
HTTP Method	GET
Description	Retrieves information on a specific Script.
URI Parameters	See Read a Script: URI Parameters , below.

Example URI	<ul style="list-style-type: none"> http://localhost:8080/uc/resources/script?scriptname=test http://localhost:8080/uc/resources/Script?Scriptid=f87848b00a0001037f43e7c81c8ec969
Example Response	See Read a Script: Example Response , below.
Script Properties	See Create a Script: Script Properties .
Notes Properties	See Create a Script: Notes Properties .

Read a Script: URI Parameters

Parameter	Description	Specifications	Required	Mutually Exclusive With
scriptid	ID used within the Controller to identify this Script.	String; URI parameter.	Y (unless scriptname is specified)	scriptname
scriptname	Name used within the Controller to identify this Script.	String; URI parameter.	Y (unless scriptid is specified)	scriptid

Read a Script: Example Response

XML Response	JSON Response
<pre><script retainSysIds="true" version="1"><content>echo %*</content><description>description</description><notes><note><sysId>a8756a120a00010357097d05fa5c558e</sysId><text>test</text><title>note 1</title></note></notes><opswiseGroups><opswiseGroup>group1</opswiseGroup><opswiseGroup>group2</opswiseGroup></opswiseGroups><resolveVariables>false</resolveVariables><scriptName>test.bat</scriptName><scriptType>Script</scriptType><sysId>f8756a120a00010357097d05fa5c558e</sysId></script></pre>	<pre>{ "content": "echo", "description": "description", "notes": [{ "sysId": "a8756a120a00010357097d05fa5c558e", "text": "test", "title": "note" }], "opswiseGroups": ["group1", "group2"], "resolveVariables": false, "retainSysIds": true, "scriptName": "test.bat", "scriptType": "Script", "sysId": "f8756a120a00010357097d05fa5c558e", "version": 2 }</pre>

Server Operations Web Services

Overview

Universal Controller supports RESTful-based web services for the following types of Server Operations:

- [Export and Import](#)
- [LDAP](#)
- [List/Download Logs](#)
- [Roll Log](#)
- [Temporary Property Change](#)

Formatting specifications for each web service, including details about parameter requirements, are provided.

Server Operations Web Services - Export and Import

- [Overview](#)
- [Bulk Export](#)
- [Bulk Export with Versions](#)
- [Bulk Export Activity](#)
- [Bulk Export Audit](#)
- [Bulk Export History](#)
- [Bulk Import](#)

Overview

Universal Controller supports the following RESTful-based web services for Export and Import Server Operations, which are listed alphabetically on this page.

- [Bulk Export](#)
- [Bulk Export with Versions](#)
- [Bulk Export Activity](#)
- [Bulk Export Audit](#)
- [Bulk Export History](#)
- [Bulk Import](#)

Formatting specifications for each web service, including details about parameter requirements, are provided.

Bulk Export

	Description
URI	http://host_name/uc/resources/serveroperation/bulkExport
HTTP Method	POST
Description	Performs a Bulk Export server operation.
Example URI	http://localhost:8080/uc/resources/serveroperation/bulkExport
Authentication	HTTP Basic
Consumes Content-Type	n/a
Produces Content-Type	application/xml, application/json
Example Response	See Bulk Export: XML and JSON Examples .
Response Properties	See Bulk Export: Response Properties .

Bulk Export: Example Response

XML Response	JSON Response
<pre><serverOperationResponse><operation>Bulk Export</operation><success>true</success><output>Bulk export completed successfully. Bulk exporting table: ops_abort_action No records exported for table ops_abort_action. ... Bulk exporting table: ops_backup Bulk exporting 3 record(s) to file "D:\tomcat\uc_export\Tue_Jun_19_14_23_59_EDT_2018-BULK_EXPORT\ops_backup.xml". Bulk exporting table: ops_bundle No records exported for table ops_bundle. ... Bulk exporting table: ops_calendar Bulk exporting 1 record(s) to file "D:\tomcat\uc_export\Tue_Jun_19_14_23_59_EDT_2018-BULK_EXPORT\ops_calendar.xml". Bulk exporting table: ops_config Bulk exporting 134 record(s) to file "D:\tomcat\uc_export\Tue_Jun_19_14_23_59_EDT_2018-BULK_EXPORT\ops_config.xml". Bulk exporting table: ops_credentials No records exported for table ops_credentials. ... Bulk exporting table: ops_task_manual Bulk exporting 1 record(s) to file "D:\tomcat\uc_export\Tue_Jun_19_14_23_59_EDT_2018-BULK_EXPORT\ops_task_manual.xml". Bulk exporting table: ops_task_monitor No records exported for table ops_task_monitor. ... Bulk exporting table: ops_task_sleep Bulk exporting 3 record(s) to file "D:\tomcat\uc_export\Tue_Jun_19_14_23_59_EDT_2018-BULK_EXPORT\ops_task_sleep.xml". Bulk exporting table: ops_task_sql No records exported for table ops_task_sql. ... Bulk exporting table: ops_trigger_manual Bulk exporting 1 record(s) to file "D:\tomcat\uc_export\Tue_Jun_19_14_23_59_EDT_2018-BULK_EXPORT\ops_trigger_manual.xml". Bulk exporting table: ops_trigger_temp No records exported for table ops_trigger_temp. ... Bulk exporting table: ops_unix_agent_cluster Bulk exporting 1 record(s) to file "D:\tomcat\uc_export\Tue_Jun_19_14_23_59_EDT_2018-BULK_EXPORT\ops_unix_agent_cluster.xml". Bulk exporting table: ops_unix_agent_cluster_join No records exported for table ops_unix_agent_cluster_join. ... Bulk exporting table: ops_windows_agent_cluster Bulk exporting 1 record(s) to file "D:\tomcat\uc_export\Tue_Jun_19_14_23_59_EDT_2018-BULK_EXPORT\ops_windows_agent_cluster.xml". Bulk exporting table: ops_win_agent_cluster_join No records exported for table ops_win_agent_cluster_join. ...</pre>	<pre>{ "operation": "Bulk Export", "success": true, "output": "Bulk export completed successfully.\nBulk exporting table: ops_abort_action\nNo records exported for table ops_abort_action. ... \nBulk exporting table: ops_backup\nBulk exporting 3 record(s) to file \"D:\\tomcat\\uc_export\\Tue_Jun_19_14_27_17_EDT_2018-BULK_EXPORT\\ops_backup.xml\". \nBulk exporting table: ops_bundle\nNo records exported for table ops_bundle. ... \nBulk exporting table: ops_calendar\nBulk exporting 1 record(s) to file \"D:\\tomcat\\uc_export\\Tue_Jun_19_14_27_17_EDT_2018-BULK_EXPORT\\ops_calendar.xml\". \nBulk exporting table: ops_config\nBulk exporting 134 record(s) to file \"D:\\tomcat\\uc_export\\Tue_Jun_19_14_27_17_EDT_2018-BULK_EXPORT\\ops_config.xml\". \nBulk exporting table: ops_credentials\nNo records exported for table ops_credentials. ... \nBulk exporting table: ops_task_manual\nBulk exporting 1 record(s) to file \"D:\\tomcat\\uc_export\\Tue_Jun_19_14_27_17_EDT_2018-BULK_EXPORT\\ops_task_manual.xml\". \nBulk exporting table: ops_task_monitor\nNo records exported for table ops_task_monitor. ... \nBulk exporting table: ops_task_sleep\nBulk exporting 3 record(s) to file \"D:\\tomcat\\uc_export\\Tue_Jun_19_14_27_17_EDT_2018-BULK_EXPORT\\ops_task_sleep.xml\". \nBulk exporting table: ops_task_sql\nNo records exported for table ops_task_sql. ... \nBulk exporting table: ops_trigger_manual\nBulk exporting 1 record(s) to file \"D:\\tomcat\\uc_export\\Tue_Jun_19_14_27_17_EDT_2018-BULK_EXPORT\\ops_trigger_manual.xml\". \nBulk exporting table: ops_trigger_temp\nNo records exported for table ops_trigger_temp. ... \nBulk exporting table: ops_unix_agent_cluster\nBulk exporting 1 record(s) to file \"D:\\tomcat\\uc_export\\Tue_Jun_19_14_27_17_EDT_2018-BULK_EXPORT\\ops_unix_agent_cluster.xml\". \nBulk exporting table: ops_unix_agent_cluster_join\nNo records exported for table ops_unix_agent_cluster_join. ... \nBulk exporting table: ops_windows_agent_cluster\nBulk exporting 1 record(s) to file \"D:\\tomcat\\uc_export\\Tue_Jun_19_14_27_17_EDT_2018-BULK_EXPORT\\ops_windows_agent_cluster.xml\". \nBulk exporting table: ops_win_agent_cluster_join\nNo records exported for table ops_win_agent_cluster_join. ... \nBulk exporting table: ops_group_has_role\nBulk exporting 6 record(s) to file \"D:\\tomcat\\uc_export\\Tue_Jun_19_14_27_17_EDT_2018-BULK_EXPORT\\ops_group_has_role.xml\". \nBulk exporting table: ops_user\nBulk exporting 1 record(s) to file \"D:\\tomcat\\uc_export\\Tue_Jun_19_14_27_17_EDT_2018-BULK_EXPORT\\ops_user.xml\". \nBulk exporting table: ops_user_grmember\nBulk exporting 1 record(s) to file \"D:\\tomcat\\uc_export\\Tue_Jun_19_14_27_17_EDT_2018-BULK_EXPORT\\ops_user_grmember.xml\". \nBulk exporting table: ops_user_group\nBulk exporting 2 record(s) to file \"D:\\tomcat\\uc_export\\Tue_Jun_19_14_27_17_EDT_2018-BULK_EXPORT\\ops_user_group.xml\". \nBulk exporting table: ops_user_has_role\nBulk exporting 25 record(s) to file \"D:\\tomcat\\uc_export\\Tue_Jun_19_14_27_17_EDT_2018-BULK_EXPORT\\ops_user_has_role.xml\". \nBulk exporting table: ops_permission\nBulk exporting 8 record(s) to file \"D:\\tomcat\\uc_export\\Tue_Jun_19_14_27_17_EDT_2018-BULK_EXPORT\\ops_permission.xml\". \nBulk exporting table: ops_user_preference\nNo records exported for table ops_user_preference. ... \nBulk exporting table: ops_nav_tree_pref\nBulk exporting 1 record(s) to file \"D:\\tomcat\\uc_export\\Tue_Jun_19_14_27_17_EDT_2018-BULK_EXPORT\\ops_nav_tree_pref.xml\". \nBulk exporting table: ops_ldap\nBulk exporting 1 record(s) to file \"D:\\tomcat\\uc_export\\Tue_Jun_19_14_27_17_EDT_2018-BULK_EXPORT\\ops_ldap.xml\".</pre>

```

Bulk exporting table: ops_group_has_role
Bulk exporting 6 record(s) to file "D:\tomcat\uc_export\Tue_Jun_19_14_23_59_EDT_2018-BULK_EXPORT\ops_group_has_role.xml".
Bulk exporting table: ops_user
Bulk exporting 1 record(s) to file "D:\tomcat\uc_export\Tue_Jun_19_14_23_59_EDT_2018-BULK_EXPORT\ops_user.xml".
Bulk exporting table: ops_user_grmember
Bulk exporting 1 record(s) to file "D:\tomcat\uc_export\Tue_Jun_19_14_23_59_EDT_2018-BULK_EXPORT\ops_user_grmember.xml".
Bulk exporting table: ops_user_group
Bulk exporting 2 record(s) to file "D:\tomcat\uc_export\Tue_Jun_19_14_23_59_EDT_2018-BULK_EXPORT\ops_user_group.xml".
Bulk exporting table: ops_user_has_role
Bulk exporting 25 record(s) to file "D:\tomcat\uc_export\Tue_Jun_19_14_23_59_EDT_2018-BULK_EXPORT\ops_user_has_role.xml".
Bulk exporting table: ops_permission
Bulk exporting 8 record(s) to file "D:\tomcat\uc_export\Tue_Jun_19_14_23_59_EDT_2018-BULK_EXPORT\ops_permission.xml".
Bulk exporting table: ops_user_preference
No records exported for table ops_user_preference.
...
Bulk exporting table: ops_nav_tree_pref
Bulk exporting 1 record(s) to file "D:\tomcat\uc_export\Tue_Jun_19_14_23_59_EDT_2018-BULK_EXPORT\ops_nav_tree_pref.xml".
Bulk exporting table: ops_ldap
Bulk exporting 1 record(s) to file "D:\tomcat\uc_export\Tue_Jun_19_14_23_59_EDT_2018-BULK_EXPORT\ops_ldap.xml".
Bulk exporting table: ops_ldap_mapping
Bulk exporting 13 record(s) to file "D:\tomcat\uc_export\Tue_Jun_19_14_23_59_EDT_2018-BULK_EXPORT\ops_ldap_mapping.xml".
Bulk exporting table: ops_single_sign_on
Bulk exporting 2 record(s) to file "D:\tomcat\uc_export\Tue_Jun_19_14_23_59_EDT_2018-BULK_EXPORT\ops_single_sign_on.xml".
Bulk exporting table: ops_chart_color
Bulk exporting 26 record(s) to file "D:\tomcat\uc_export\Tue_Jun_19_14_23_59_EDT_2018-BULK_EXPORT\ops_chart_color.xml".
Bulk exporting table: ops_widget_activity
No records exported for table ops_widget_activity.
...
Bulk exporting table: ops_dashboard
Bulk exporting 1 record(s) to file "D:\tomcat\uc_export\Tue_Jun_19_14_23_59_EDT_2018-BULK_EXPORT\ops_dashboard.xml".
Bulk exporting table: ops_dashboard_portlet
No records exported for table ops_dashboard_portlet.
...
Bulk exporting table: ops_unv_tmplt_field_choice
No records exported for table ops_unv_tmplt_field_choice.
</output><path>D:\tomcat\uc_export\Fri_Jun_15_14_27_58_EDT_2018-BULK_EXPORT</path></serverOperationResponse>

```

```

\nBulk exporting table: ops_ldap_mapping\nBulk exporting 13 record(s) to file \"D:\\tomcat\\uc_export\\Tue_Jun_19_14_27_17_EDT_2018-BULK_EXPORT\\ops_ldap_mapping.xml\".
\nBulk exporting table: ops_single_sign_on\nBulk exporting 2 record(s) to file \"D:\\tomcat\\uc_export\\Tue_Jun_19_14_27_17_EDT_2018-BULK_EXPORT\\ops_single_sign_on.xml\".
\nBulk exporting table: ops_chart_color\nBulk exporting 26 record(s) to file \"D:\\tomcat\\uc_export\\Tue_Jun_19_14_27_17_EDT_2018-BULK_EXPORT\\ops_chart_color.xml\".
\nBulk exporting table: ops_widget_activity\nNo records exported for table ops_widget_activity.
...
\nBulk exporting table: ops_dashboard\nBulk exporting 1 record(s) to file \"D:\\tomcat\\uc_export\\Tue_Jun_19_14_27_17_EDT_2018-BULK_EXPORT\\ops_dashboard.xml\".
\nBulk exporting table: ops_dashboard_portlet\nNo records exported for table ops_dashboard_portlet.
...
\nBulk exporting table: ops_unv_tmplt_field_choice\nNo records exported for table ops_unv_tmplt_field_choice.\n",
"\"path\": \"D:\\tomcat\\uc_export\\Fri_Jun_15_14_27_29_EDT_2018-BULK_EXPORT\"
}

```

Bulk Export with Versions

	Description
URI	http://host_name/uc/resources/serveroperation/bulkExportWithVersions
HTTP Method	POST
Description	Performs a Bulk Export with Versions server operation.
Example URI	http://localhost:8080/uc/resources/serveroperation/bulkExportWithVersions
Authentication	HTTP Basic
Consumes Content-Type	n/a
Produces Content-Type	application/xml, application/json
Example Response	See Bulk Export with Versions: Example Response .
Response Properties	See Bulk Export: Response Properties .

Bulk Export with Versions: Example Response

XML Response	JSON Response
<pre><serverOperationResponse><operation>Bulk Export with Versions</operation><success>true</success><output>Bulk export with Versions completed successfully. Bulk exporting table: ops_abort_action No records exported for table ops_abort_action. ... Bulk exporting table: ops_backup Bulk exporting 3 record(s) to file "D: \tomcat\uc_export\Tue_Jun_19_14_30_48_E DT_2018-BULK_EXPORT\ops_backup.xml". Bulk exporting table: ops_bundle No records exported for table ops_bundle. ... Bulk exporting table: ops_calendar Bulk exporting 1 record(s) to file "D: \tomcat\uc_export\Tue_Jun_19_14_30_48_E DT_2018-BULK_EXPORT\ops_calendar.xml". Bulk exporting table: ops_config Bulk exporting 134 record(s) to file "D: \tomcat\uc_export\Tue_Jun_19_14_30_48_E DT_2018-BULK_EXPORT\ops_config.xml".</pre>	<pre>{ "operation": "Bulk Export", "success": true, "output": "Bulk export with versions completed successfully. \nBulk exporting table: ops_abort_action\nNo records exported for table ops_abort_action. ... \nBulk exporting table: ops_backup\nBulk exporting 3 record(s) to file \"D: \\tomcat\\uc_export\\Tue_Jun_19_14_29_43_EDT_2018-BULK_EXPORT\\ops_backup.xml\". \nBulk exporting table: ops_bundle\nNo records exported for table ops_bundle. ... \nBulk exporting table: ops_calendar\nBulk exporting 1 record(s) to file \"D: \\tomcat\\uc_export\\Tue_Jun_19_14_29_43_EDT_2018-BULK_EXPORT\\ops_calendar.xml\". \nBulk exporting table: ops_config\nBulk exporting 134 record(s) to file \"D: \\tomcat\\uc_export\\Tue_Jun_19_14_29_43_EDT_2018-BULK_EXPORT\\ops_config.xml\". \nBulk exporting table: ops_credentials\nNo records exported for table ops_credentials. ... \nBulk exporting table: ops_task_manual\nBulk exporting 1 record(s) to file \"D: \\tomcat\\uc_export\\Tue_Jun_19_14_29_43_EDT_2018-BULK_EXPORT\\ops_task_manual.xml\". \nBulk exporting table: ops_task_monitor\nNo records exported for table ops_task_monitor. ... \nBulk exporting table: ops_task_sleep\nBulk exporting 3 record(s) to file \"D: \\tomcat\\uc_export\\Tue_Jun_19_14_29_43_EDT_2018-BULK_EXPORT\\ops_task_sleep.xml\". \nBulk exporting table: ops_task_sql\nNo records exported for table ops_task_sql. ... \nBulk exporting table: ops_trigger_manual\nBulk exporting 1 record(s) to file \"D:</pre>

```

Bulk exporting table: ops_credentials
No records exported for table
ops_credentials.
...
Bulk exporting table: ops_task_manual
Bulk exporting 1 record(s) to file "D:
\tomcat\uc_export\Tue_Jun_19_14_30_48_E
DT_2018-BULK_EXPORT\ops_task_manual.
xml".
Bulk exporting table: ops_task_monitor
No records exported for table
ops_task_monitor.
...
Bulk exporting table: ops_task_sleep
Bulk exporting 3 record(s) to file "D:
\tomcat\uc_export\Tue_Jun_19_14_30_48_E
DT_2018-BULK_EXPORT\ops_task_sleep.
xml".
Bulk exporting table: ops_task_sql
No records exported for table
ops_task_sql.
...
Bulk exporting table:
ops_trigger_manual
Bulk exporting 1 record(s) to file "D:
\tomcat\uc_export\Tue_Jun_19_14_30_48_E
DT_2018-BULK_EXPORT\ops_trigger_manual.
xml".
Bulk exporting table: ops_trigger_temp
No records exported for table
ops_trigger_temp.
...
Bulk exporting table:
ops_unix_agent_cluster
Bulk exporting 1 record(s) to file "D:
\tomcat\uc_export\Tue_Jun_19_14_30_48_E
DT_2018-
BULK_EXPORT\ops_unix_agent_cluster.
xml".
Bulk exporting table:
ops_unix_agent_cluster_join
No records exported for table
ops_unix_agent_cluster_join.
...
Bulk exporting table:
ops_windows_agent_cluster
Bulk exporting 1 record(s) to file "D:
\tomcat\uc_export\Tue_Jun_19_14_30_48_E
DT_2018-
BULK_EXPORT\ops_windows_agent_cluster.
xml".
Bulk exporting table:
ops_win_agent_cluster_join
No records exported for table
ops_win_agent_cluster_join.
...
Bulk exporting table:
ops_group_has_role
Bulk exporting 6 record(s) to file "D:
\tomcat\uc_export\Tue_Jun_19_14_30_48_E
DT_2018-BULK_EXPORT\ops_group_has_role.
xml".

```

```

\\tomcat\uc_export\Tue_Jun_19_14_29_43_EDT_2018-BULK_EXPORT\ops_trigger_manual.xml".
\nBulk exporting table: ops_trigger_temp\nNo records exported for table ops_trigger_temp.
...
\nBulk exporting table: ops_unix_agent_cluster\nBulk exporting 1 record(s) to file "D:
\\tomcat\uc_export\Tue_Jun_19_14_29_43_EDT_2018-BULK_EXPORT\ops_unix_agent_cluster.xml".
....
\nBulk exporting table: ops_windows_agent_cluster\nBulk exporting 1 record(s) to file "D:
\\tomcat\uc_export\Tue_Jun_19_14_29_43_EDT_2018-BULK_EXPORT\ops_windows_agent_cluster.xml".
\nBulk exporting table: ops_win_agent_cluster_join\nNo records exported for table ops_win_agent_cluster_join.
...
\nBulk exporting table: ops_group_has_role\nBulk exporting 6 record(s) to file "D:
\\tomcat\uc_export\Tue_Jun_19_14_29_43_EDT_2018-BULK_EXPORT\ops_group_has_role.xml".
\nBulk exporting table: ops_user\nBulk exporting 1 record(s) to file "D:
\\tomcat\uc_export\Tue_Jun_19_14_29_43_EDT_2018-BULK_EXPORT\ops_user.xml".
\nBulk exporting table: ops_user_grmmember\nBulk exporting 1 record(s) to file "D:
\\tomcat\uc_export\Tue_Jun_19_14_29_43_EDT_2018-BULK_EXPORT\ops_user_grmmember.xml".
\nBulk exporting table: ops_user_group\nBulk exporting 2 record(s) to file "D:
\\tomcat\uc_export\Tue_Jun_19_14_29_43_EDT_2018-BULK_EXPORT\ops_user_group.xml".
\nBulk exporting table: ops_permission\nBulk exporting 25 record(s) to file "D:
\\tomcat\uc_export\Tue_Jun_19_14_29_43_EDT_2018-BULK_EXPORT\ops_user_has_role.xml".
\nBulk exporting table: ops_permission\nBulk exporting 8 record(s) to file "D:
\\tomcat\uc_export\Tue_Jun_19_14_29_43_EDT_2018-BULK_EXPORT\ops_permission.xml".\nBulk exporting table:
ops_user_preference\nNo records exported for table ops_user_preference.\nBulk exporting table:
ops_list_grid_pref\nNo records exported for table ops_list_grid_pref.
\nBulk exporting table: ops_list_grid_pinfilter\nNo records exported for table ops_list_grid_pinfilter.
...
\nBulk exporting table: ops_nav_tree_pref\nBulk exporting 1 record(s) to file "D:
\\tomcat\uc_export\Tue_Jun_19_14_29_43_EDT_2018-BULK_EXPORT\ops_nav_tree_pref.xml".
\nBulk exporting table: ops_ldap\nBulk exporting 1 record(s) to file "D:
\\tomcat\uc_export\Tue_Jun_19_14_29_43_EDT_2018-BULK_EXPORT\ops_ldap.xml".
\nBulk exporting table: ops_ldap_mapping\nBulk exporting 13 record(s) to file "D:
\\tomcat\uc_export\Tue_Jun_19_14_29_43_EDT_2018-BULK_EXPORT\ops_ldap_mapping.xml".
\nBulk exporting table: ops_single_sign_on\nBulk exporting 2 record(s) to file "D:
\\tomcat\uc_export\Tue_Jun_19_14_29_43_EDT_2018-BULK_EXPORT\ops_single_sign_on.xml".
\nBulk exporting table: ops_chart_color\nBulk exporting 26 record(s) to file "D:
\\tomcat\uc_export\Tue_Jun_19_14_29_43_EDT_2018-BULK_EXPORT\ops_chart_color.xml".
\nBulk exporting table: ops_widget_activity\nNo records exported for table ops_widget_activity.
...
\nBulk exporting table: ops_dashboard\nBulk exporting 1 record(s) to file "D:
\\tomcat\uc_export\Tue_Jun_19_14_29_43_EDT_2018-BULK_EXPORT\ops_dashboard.xml".
\nBulk exporting table: ops_dashboard_portlet\nNo records exported for table ops_dashboard_portlet.
...
\nBulk exporting table: ops_task_manual_v\nBulk exporting 3 record(s) to file "D:
\\tomcat\uc_export\Tue_Jun_19_14_29_43_EDT_2018-BULK_EXPORT\ops_task_manual_v.xml".
\nBulk exporting table: ops_task_monitor_v\nNo records exported for table ops_task_monitor_v.
...
\nBulk exporting table: ops_trigger_manual_v\nBulk exporting 1 record(s) to file "D:
\\tomcat\uc_export\Tue_Jun_19_14_29_43_EDT_2018-BULK_EXPORT\ops_trigger_manual_v.xml".
\nBulk exporting table: ops_trigger_temp_v\nNo records exported for table ops_trigger_temp_v.
...
\nBulk exporting table: ops_zos_step_action_sysop_v\nNo records exported for table ops_zos_step_action_sysop_v.
\n",
}
"path": "D:\\tomcat\uc_export\Fri_Jun_15_14_27_29_EDT_2018-BULK_EXPORT"
}

```

```
Bulk exporting table: ops_user
Bulk exporting 1 record(s) to file "D:
\tomcat\uc_export\Tue_Jun_19_14_30_48_E
DT_2018-BULK_EXPORT\ops_user.xml".
Bulk exporting table: ops_user_grmember
Bulk exporting 1 record(s) to file "D:
\tomcat\uc_export\Tue_Jun_19_14_30_48_E
DT_2018-BULK_EXPORT\ops_user_grmember.
xml".
Bulk exporting table: ops_user_group
Bulk exporting 2 record(s) to file "D:
\tomcat\uc_export\Tue_Jun_19_14_30_48_E
DT_2018-BULK_EXPORT\ops_user_group.
xml".
Bulk exporting table: ops_user_has_role
Bulk exporting 25 record(s) to file "D:
\tomcat\uc_export\Tue_Jun_19_14_30_48_E
DT_2018-BULK_EXPORT\ops_user_has_role.
xml".
Bulk exporting table: ops_permission
Bulk exporting 8 record(s) to file "D:
\tomcat\uc_export\Tue_Jun_19_14_30_48_E
DT_2018-BULK_EXPORT\ops_permission.
xml".
Bulk exporting table:
ops_user_preference
No records exported for table
ops_user_preference.
...
Bulk exporting table: ops_nav_tree_pref
Bulk exporting 1 record(s) to file "D:
\tomcat\uc_export\Tue_Jun_19_14_30_48_E
DT_2018-BULK_EXPORT\ops_nav_tree_pref.
xml".
Bulk exporting table: ops_ldap
Bulk exporting 1 record(s) to file "D:
\tomcat\uc_export\Tue_Jun_19_14_30_48_E
DT_2018-BULK_EXPORT\ops_ldap.xml".
Bulk exporting table: ops_ldap_mapping
Bulk exporting 13 record(s) to file "D:
\tomcat\uc_export\Tue_Jun_19_14_30_48_E
DT_2018-BULK_EXPORT\ops_ldap_mapping.
xml".
Bulk exporting table:
ops_single_sign_on
Bulk exporting 2 record(s) to file "D:
\tomcat\uc_export\Tue_Jun_19_14_30_48_E
DT_2018-BULK_EXPORT\ops_single_sign_on.
xml".
Bulk exporting table: ops_chart_color
Bulk exporting 26 record(s) to file "D:
\tomcat\uc_export\Tue_Jun_19_14_30_48_E
DT_2018-BULK_EXPORT\ops_chart_color.
xml".
Bulk exporting table:
ops_widget_activity
No records exported for table
ops_widget_activity.
...
Bulk exporting table: ops_dashboard
Bulk exporting 1 record(s) to file "D:
\tomcat\uc_export\Tue_Jun_19_14_30_48_E
```

```

DT_2018-BULK_EXPORT\ops_dashboard.xml".
Bulk exporting table:
ops_dashboard_portlet
No records exported for table
ops_dashboard_portlet.
...
Bulk exporting table: ops_task_manual_v
Bulk exporting 3 record(s) to file "D:
\tomcat\uc_export\Tue_Jun_19_14_30_48_E
DT_2018-BULK_EXPORT\ops_task_manual_v.
xml".
Bulk exporting table:
ops_task_monitor_v
No records exported for table
ops_task_monitor_v.
...
Bulk exporting table:
ops_trigger_manual_v
Bulk exporting 1 record(s) to file "D:
\tomcat\uc_export\Tue_Jun_19_14_30_48_E
DT_2018-
BULK_EXPORT\ops_trigger_manual_v.xml".
Bulk exporting table:
ops_trigger_temp_v
No records exported for table
ops_trigger_temp_v.
...
</output><path>D:
\tomcat\uc_export\Fri_Jun_15_14_27_58_E
DT_2018-BULK_EXPORT</path><
/serverOperationResponse>
    
```

Bulk Export Activity

	Description
URI	http://host_name/uc/resources/serveroperation/bulkExportActivity
HTTP Method	POST
Description	Performs a Bulk Export Activity server operation.
Example URI	http://localhost:8080/uc/resources/serveroperation/bulkExportActivity
Authentication	HTTP Basic
Consumes Content-Type	n/a
Produces Content-Type	application/xml, application/json
Example Response	See Bulk Export: XML and JSON Examples .
Response Properties	See Bulk Export: Response Properties .

Bulk Export Activity: Example Response

Success

XML Response	JSON Response
<pre><serverOperationResponse><operation>Bulk Export Activity</operation><success>true</success><output>Bulk export completed successfully. Bulk exporting table: ops_exec_workflow No records exported for table ops_exec_workflow. ... Bulk exporting table: ops_exec_manual Bulk exporting 13 record(s) to file "D:\tomcat\uc_export\Tue_Jun_19_14_36_48_EDT_2018-BULK_EXPORT\ops_exec_manual.xml". Bulk exporting table: ops_exec_email No records exported for table ops_exec_email. ... Bulk exporting table: ops_map Bulk exporting 13 record(s) to file "D:\tomcat\uc_export\Tue_Jun_19_14_36_48_EDT_2018-BULK_EXPORT\ops_map.xml". Bulk exporting table: ops_exec_to_resource No records exported for table ops_exec_to_resource. ... </output><path>D:\tomcat\uc_export\Fri_Jun_15_14_27_58_EDT_2018-BULK_EXPORT</path></serverOperationResponse></pre>	<pre>{ "operation": "Bulk Export Activity", "success": true, "output": "Bulk export activity completed successfully. \nBulk exporting table: ops_exec_workflow\nNo records exported for table ops_exec_workflow. ... \nBulk exporting table: ops_exec_manual\nBulk exporting 13 record(s) to file \"D:\\tomcat\\uc_export\\Tue_Jun_19_14_36_08_EDT_2018-BULK_EXPORT\\ops_exec_manual.xml\". \nBulk exporting table: ops_exec_email\nNo records exported for table ops_exec_email. ... \nBulk exporting table: ops_map\nBulk exporting 13 record(s) to file \"D:\\tomcat\\uc_export\\Tue_Jun_19_14_36_08_EDT_2018-BULK_EXPORT\\ops_map.xml\". \nBulk exporting table: ops_exec_to_resource\nNo records exported for table ops_exec_to_resource. ... \nBulk exporting table: ops_zos_step_action_sysop\nNo records exported for table ops_zos_step_action_sysop.\n", "path": "D:\\tomcat\\uc_export\\Tue_Jun_19_14_36_08_EDT_2018-BULK_EXPORT" }</pre>

Failure

XML Response	JSON Response
<pre><serverOperationResponse><operation>Bulk Export Activity</operation><success>>false</success><output>Failed to complete bulk export activity due to error(s). Bulk Export Activity not permitted; Universal Controller property "Bulk Export Activity Permitted" is not enabled. </output></serverOperationResponse></pre>	<pre>{ "operation": "Bulk Export Activity", "success": false, "output": "Failed to complete bulk export activity due to error(s).\nBulk Export Activity not permitted; Universal Controller property \"Bulk Export Activity Permitted\" is not enabled.\n", }</pre>

Bulk Export Audit

	Description
URI	http://host_name/uc/resources/serveroperation/bulkExportAudit
HTTP Method	POST
Description	Performs a Bulk Export Audit server operation.

Example URI	http://localhost:8080/uc/resources/serveroperation/bulkExportAudit
Authentication	HTTP Basic
Consumes Content-Type	n/a
Produces Content-Type	application/xml, application/json
Example Response	See Bulk Export: XML and JSON Examples .
Response Properties	See Bulk Export: Response Properties .

Bulk Export Audit: Example Response

XML Response	JSON Response
<pre><serverOperationResponse><operation>Bulk Export Audit </operation><success>true</success><output>Bulk export audit completed successfully. Bulk exporting table: ops_audit Bulk exporting 65 record(s) to file "D:\tomcat\uc_export\Tue_Jun_19_14_38_07_EDT_2018-BULK_EXPORT\ops_audit.xml". </output><path>D:\tomcat\uc_export\Fri_Jun_15_14_27_58_EDT_2018-BULK_EXPORT</path></serverOperationResponse></pre>	<pre>{ "operation": "Bulk Export Audit", "success": true, "output": "Bulk export audit completed successfully.\nBulk exporting table: ops_audit\nBulk exporting 67 record(s) to file \"D:\\tomcat\\uc_export\\Tue_Jun_19_14_38_35_EDT_2018-BULK_EXPORT\\ops_audit.xml\".\n", "path": "D:\\tomcat\\uc_export\\Fri_Jun_15_14_27_29_EDT_2018-BULK_EXPORT" }</pre>

Bulk Export History

	Description
URI	http://host_name/uc/resources/serveroperation/bulkExportHistory
HTTP Method	POST
Description	Performs a Bulk Export History server operation.
Example URI	http://localhost:8080/uc/resources/serveroperation/bulkExportHistory
Authentication	HTTP Basic
Consumes Content-Type	n/a
Produces Content-Type	application/xml, application/json
Example Response	See Bulk Export: XML and JSON Examples .
Response Properties	See Bulk Export: Response Properties .

Bulk Export History: Example Response

XML Response	JSON Response
<pre><serverOperationResponse><operation>Bulk Export History</operation><success>true</success><output>Bulk export history completed successfully. Bulk exporting table: ops_history No records exported for table ops_history. </output><path>D:\tomcat\uc_export\Fri_Jun_15_14_27_58_EDT_2018-BULK_EXPORT</path></serverOperationResponse></pre>	<pre>{ "operation": "Bulk Export History", "success": true, "output": "Bulk export history completed successfully.\nBulk exporting table: ops_history\nNo records exported for table ops_history.\n", "path": "D:\\tomcat\\uc_export\\Fri_Jun_15_14_27_29_EDT_2018-BULK_EXPORT" }</pre>

Bulk Export: Response Properties

Property	UI Field Name	Description	Specifications
operation	n/a	Server Operation that was performed.	
success	n/a	Result of the Server Operation.	Boolean; Valid values: true/false.
output	n/a	Output of the server operation.	
path	n/a	Directory containing the exported files.	


Bulk Import

	Description
URI	http://host_name/uc/resources/serveroperation/bulkImport
HTTP Method	POST
Description	Performs a Bulk Import server operation.
URI Parameters	See Bulk Import: URI Parameters , below.
Example URI	http://localhost:8080/uc/resources/serveroperation/bulkImport?path=path
Authentication	HTTP Basic
Consumes Content-Type	n/a
Produces Content-Type	application/xml, application/json
Example Response	See Bulk Import: XML and JSON Examples .
Response Properties	See Bulk Import: Properties .

Bulk Import: URI Parameters

Name	Description	Specifications	Required
------	-------------	----------------	----------

path	Directory containing the imported file(s).	Y
------	--	---

Note
 Some characters in the path parameter may need to be URL-encoded. For example, the backslash character in a Windows path may need to be encoded as %5C as shown below:

http://localhost:8080/uc/resources/serveroperation/bulkImport?path=D:%5Ctomcat%5Cuc_export%5CFri_Jun_15_14_17_33_EDT_2018-BULK_EXPORT

Bulk Import: Example Response

XML Response	JSON Response
<pre><serverOperationResponse><operation>Bulk Import</operation><success>true</success><output>Bulk import completed successfully. Processing bulk import directory "D:\tomcat\uc_export\Fri_Jun_15_14_17_33_EDT_2018-BULK_EXPORT". Bulk importing 1 file(s). Bulk importing file: D:\tomcat\uc_export\Fri_Jun_15_14_17_33_EDT_2018-BULK_EXPORT\ops_audit.xml 47 record(s) found in file ops_audit.xml. </output></serverOperationResponse></pre>	<pre>{ "operation": "Bulk Import", "success": true, "output": "Bulk import completed successfully.\nProcessing bulk import directory \"D:\\tomcat\\uc_export\\Fri_Jun_15_14_17_33_EDT_2018-BULK_EXPORT\".\nBulk importing 1 file(s).\nBulk importing file: D:\\tomcat\\uc_export\\Fri_Jun_15_14_17_33_EDT_2018-BULK_EXPORT\\ops_audit.xml\n47 record(s) found in file ops_audit.xml.\n"} </pre>

Bulk Import: Response Properties

Property	UI Field Name	Description	Specifications
operation	n/a	Server Operation that was performed.	
success	n/a	Result of the Server Operation.	Boolean; Valid values: true/false.
output	n/a	Output of the server operation.	

Server Operations Web Services - LDAP

- [Overview](#)
- [LDAP Refresh](#)
 - [LDAP Refresh: Example Response](#)
 - [LDAP Refresh: Response Properties](#)
- [LDAP Refresh \(Asynchronous\)](#)
 - [LDAP Refresh \(Asynchronous\): Example Response](#)
 - [LDAP Refresh \(Asynchronous\): Response Properties](#)

Overview

Universal Controller supports the following RESTful-based web services for LDAP Server Operations, which are listed alphabetically on this page.

- [LDAP Refresh](#)
- [LDAP Refresh \(Asynchronous\)](#)

Formatting specifications for each web service, including details about parameter requirements, are provided.

LDAP Refresh

	Description
URI	http://host_name/uc/resources/serveroperation/ldapRefresh
HTTP Method	POST
Description	<p>If LDAP is configured for this installation, it refreshes every 24 hours. This system operation forces a refresh.</p> <p>The refresh writes all log entries to the response output, as well as to the log, and the response will not be returned until the process completes.</p> <p>If you estimate the refresh could take a considerable amount of time, we recommend you use LDAP Refresh (Asynchronous).</p>
Example URI	http://localhost:8080/uc/resources/serveroperation/ldapRefresh
Authentication	HTTP Basic
Consumes Content-Type	n/a
Produces Content-Type	application/xml, application/json
Example Response	See LDAP Refresh: Example Response .
Response Properties	See LDAP Refresh: Response Properties .

LDAP Refresh: Example Response


```

(objectCategory=person))))]
LDAP Processing Range: (&
(sAMAccountName>=c)(sAMAccountName<=d))
LDAP Search: Name[OU=TestUsers,dc=qad,
dc=stone,dc=branch], Filter[(&(&
(sAMAccountName>=c)
(sAMAccountName<=d))((&
(objectClass=user)
(objectCategory=person))))]
LDAP Processing Range: (&
(sAMAccountName>=d)(sAMAccountName<=e))
LDAP Search: Name[OU=TestUsers,dc=qad,
dc=stone,dc=branch], Filter[(&(&
(sAMAccountName>=d)
(sAMAccountName<=e))((&
(objectClass=user)
(objectCategory=person))))]
LDAP Processing Range: (&
(sAMAccountName>=e)(sAMAccountName<=f))
LDAP Search: Name[OU=TestUsers,dc=qad,
dc=stone,dc=branch], Filter[(&(&
(sAMAccountName>=e)
(sAMAccountName<=f))((&
(objectClass=user)
(objectCategory=person))))]
LDAP Processing Range: (&
(sAMAccountName>=f)(sAMAccountName<=g))
LDAP Search: Name[OU=TestUsers,dc=qad,
dc=stone,dc=branch], Filter[(&(&
(sAMAccountName>=f)
(sAMAccountName<=g))((&
(objectClass=user)
(objectCategory=person))))]
LDAP Processing Range: (&
(sAMAccountName>=g)(sAMAccountName<=h))
LDAP Search: Name[OU=TestUsers,dc=qad,
dc=stone,dc=branch], Filter[(&(&
(sAMAccountName>=g)
(sAMAccountName<=h))((&
(objectClass=user)
(objectCategory=person))))]
LDAP Processing Range: (&
(sAMAccountName>=h)(sAMAccountName<=i))
LDAP Search: Name[OU=TestUsers,dc=qad,
dc=stone,dc=branch], Filter[(&(&
(sAMAccountName>=h)
(sAMAccountName<=i))((&
(objectClass=user)
(objectCategory=person))))]
LDAP Processing Range: (&
(sAMAccountName>=i)(sAMAccountName<=j))
LDAP Search: Name[OU=TestUsers,dc=qad,
dc=stone,dc=branch], Filter[(&(&
(sAMAccountName>=i)
(sAMAccountName<=j))((&
(objectClass=user)
(objectCategory=person))))]
LDAP Processing Range: (&
(sAMAccountName>=j)(sAMAccountName<=k))
LDAP Search: Name[OU=TestUsers,dc=qad,
dc=stone,dc=branch], Filter[(&(&
(sAMAccountName>=j)

```

```

(sAMAccountName<=k))((&
(objectClass=user)
(objectCategory=person))))]
LDAP Processing Range: (&
(sAMAccountName>=k)(sAMAccountName<=l))
LDAP Search: Name[OU=TestUsers,dc=qad,
dc=stone,dc=branch], Filter[(&(&
(sAMAccountName>=k)
(sAMAccountName<=l))((&
(objectClass=user)
(objectCategory=person))))]
LDAP Processing Range: (&
(sAMAccountName>=l)(sAMAccountName<=m))
LDAP Search: Name[OU=TestUsers,dc=qad,
dc=stone,dc=branch], Filter[(&(&
(sAMAccountName>=l)
(sAMAccountName<=m))((&
(objectClass=user)
(objectCategory=person))))]
LDAP Processing Range: (&
(sAMAccountName>=m)(sAMAccountName<=n))
LDAP Search: Name[OU=TestUsers,dc=qad,
dc=stone,dc=branch], Filter[(&(&
(sAMAccountName>=m)
(sAMAccountName<=n))((&
(objectClass=user)
(objectCategory=person))))]
LDAP Processing Range: (&
(sAMAccountName>=n)(sAMAccountName<=o))
LDAP Search: Name[OU=TestUsers,dc=qad,
dc=stone,dc=branch], Filter[(&(&
(sAMAccountName>=n)
(sAMAccountName<=o))((&
(objectClass=user)
(objectCategory=person))))]
LDAP Processing Range: (&
(sAMAccountName>=o)(sAMAccountName<=p))
LDAP Search: Name[OU=TestUsers,dc=qad,
dc=stone,dc=branch], Filter[(&(&
(sAMAccountName>=o)
(sAMAccountName<=p))((&
(objectClass=user)
(objectCategory=person))))]
LDAP Processing Range: (&
(sAMAccountName>=p)(sAMAccountName<=q))
LDAP Search: Name[OU=TestUsers,dc=qad,
dc=stone,dc=branch], Filter[(&(&
(sAMAccountName>=p)
(sAMAccountName<=q))((&
(objectClass=user)
(objectCategory=person))))]
LDAP Processing Range: (&
(sAMAccountName>=q)(sAMAccountName<=r))
LDAP Search: Name[OU=TestUsers,dc=qad,
dc=stone,dc=branch], Filter[(&(&
(sAMAccountName>=q)
(sAMAccountName<=r))((&
(objectClass=user)
(objectCategory=person))))]
LDAP Processing Range: (&
(sAMAccountName>=r)(sAMAccountName<=s))
LDAP Search: Name[OU=TestUsers,dc=qad,

```

```

dc=stone,dc=branch], Filter[(&(&
(sAMAccountName>=r)
(sAMAccountName<=s))((&
(objectClass=user)
(objectCategory=person)))]
LDAP Processing Range: (&
(sAMAccountName>=s)(sAMAccountName<=t))
LDAP Search: Name[OU=TestUsers,dc=qad,
dc=stone,dc=branch], Filter[(&(&
(sAMAccountName>=s)
(sAMAccountName<=t))((&
(objectClass=user)
(objectCategory=person)))]
LDAP Processing Range: (&
(sAMAccountName>=t)(sAMAccountName<=u))
LDAP Search: Name[OU=TestUsers,dc=qad,
dc=stone,dc=branch], Filter[(&(&
(sAMAccountName>=t)
(sAMAccountName<=u))((&
(objectClass=user)
(objectCategory=person)))]
LDAP Processing Range: (&
(sAMAccountName>=u)(sAMAccountName<=v))
LDAP Search: Name[OU=TestUsers,dc=qad,
dc=stone,dc=branch], Filter[(&(&
(sAMAccountName>=u)
(sAMAccountName<=v))((&
(objectClass=user)
(objectCategory=person)))]
LDAP Processing Range: (&
(sAMAccountName>=v)(sAMAccountName<=w))
LDAP Search: Name[OU=TestUsers,dc=qad,
dc=stone,dc=branch], Filter[(&(&
(sAMAccountName>=v)
(sAMAccountName<=w))((&
(objectClass=user)
(objectCategory=person)))]
LDAP Processing Range: (&
(sAMAccountName>=w)(sAMAccountName<=x))
LDAP Search: Name[OU=TestUsers,dc=qad,
dc=stone,dc=branch], Filter[(&(&
(sAMAccountName>=w)
(sAMAccountName<=x))((&
(objectClass=user)
(objectCategory=person)))]
LDAP Processing Range: (&
(sAMAccountName>=x)(sAMAccountName<=y))
LDAP Search: Name[OU=TestUsers,dc=qad,
dc=stone,dc=branch], Filter[(&(&
(sAMAccountName>=x)
(sAMAccountName<=y))((&
(objectClass=user)
(objectCategory=person)))]
LDAP Processing Range: (&
(sAMAccountName>=y)(sAMAccountName<=z))
LDAP Search: Name[OU=TestUsers,dc=qad,
dc=stone,dc=branch], Filter[(&(&
(sAMAccountName>=y)
(sAMAccountName<=z))((&
(objectClass=user)
(objectCategory=person)))]
Skipping LDAP group processing. No

```

```
group filter or target OUs specified.
  </output><<
/serverOperationResponse>
```

LDAP Refresh: Response Properties

Property	UI Field Name	Description	Specifications
operation	n/a	Server Operation that was performed.	
success	n/a	Result of the Server Operation.	Boolean; Valid values: true/false.
output	n/a	Output of the server operation.	

LDAP Refresh (Asynchronous)

	Description
URI	http://host_name/uc/resources/serveroperation/ldapRefreshAsync
HTTP Method	POST
Description	If LDAP is configured for this installation, it refreshes every 24 hours. This system operation forces a refresh. The refresh is performed in the background and sends log entries to the Controller log.
Example URI	http://localhost:8080/uc/resources/serveroperation/ldapRefreshAsync
Authentication	HTTP Basic
Consumes Content-Type	n/a
Produces Content-Type	application/xml, application/json
Example Response	See LDAP Refresh (Asynchronous): Example Response .
Response Properties	See LDAP Refresh (Asynchronous): Response Properties .

LDAP Refresh (Asynchronous): Example Response

XML Response	JSON Response
--------------	---------------

<pre><serverOperationResponse><operation>LDAP Refresh (Asynchronous)</operation><success>>true</success>< output>LDAP Refresh scheduled for background processing </output></serverOperationResponse></pre>	<pre>{ "operation": "LDAP Refresh", "success": true, "output": "LDAP Refresh scheduled for background processing." }</pre>
--	--

LDAP Refresh (Asynchronous): Response Properties

Property	UI Field Name	Description	Specifications
operation	n/a	Server Operation that was performed.	
success	n/a	Result of the Server Operation.	Boolean; Valid values: true/false.
output	n/a	Output of the server operation.	

Server Operations Web Services - List/Download Logs

- [Overview](#)
- [List Log Files](#)
 - [List Log Files: Example Response](#)
- [Download Log Files](#)
 - [Download Log Files: Request Parameter](#)

Overview

Universal Controller supports the following RESTful-based web services for the List/Download Logs Server Operations, which are listed alphabetically on this page.

- [List Log Files](#)
- [Download Log Files](#)

Formatting specifications for each web service, including details about parameter requirements, are provided.

List Log Files

	Description
URI	<ul style="list-style-type: none"> • http://host_name/uc/resources/serveroperation/listLog • http://host_name/uc/resources/serveroperation/listlog
HTTP Method	GET
Description	Retrieve the log details using a specific query parameter.
Example URI	<ul style="list-style-type: none"> • http://localhost:8080/uc/resources/serveroperation/list_log • http://localhost:8080/uc/resources/serveroperation/listlog
Authentication	HTTP Basic
Consumes Content-Type	n/a
Produces Content-Type	application/xml, application/json
Example Response	See List Log Files Example Response .

List Log Files: Example Response

XML Response	JSON Response
--------------	---------------

<pre> <?xml version="1.0" encoding="UTF-8" standalone="yes"?> <serverOperationResponse> <operation>List Logs</operation> <success>true</success> <output></output> <logs> <log> <logName>uc.d20200508.t120903.log</logName> <logDate>2020-05-08 12:09:03 -0400</logDate> <logSize>102</logSize> </log> <log> <logName>uc.d20200508.t121013.log</logName> <logDate>2020-05-08 12:10:13 -0400</logDate> <logSize>102</logSize> </log> <log> <logName>uc.d20200508.t121309.log</logName> <logDate>2020-05-08 12:13:09 -0400</logDate> <logSize>102</logSize> </log> </logs> </serverOperationResponse> </pre>	<pre> { "operation": "List Logs", "success": true, "output": "", "logs": [{ "logName": "uc.d20200508.t115303.log", "logDate": "2020-05-08 11:53:03 -0400", "logSize": "112" }, { "logName": "uc.d20200508.t115847.log", "logDate": "2020-05-08 11:58:47 -0400", "logSize": "112" }, { "logName": "uc.d20200508.t120323.log", "logDate": "2020-05-08 12:03:23 -0400", "logSize": "112" }] } </pre>
--	---

Download Log Files

	Description
URI	<ul style="list-style-type: none"> http://host_name/uc/resources/serveroperation/downloadLog http://host_name/uc/resources/serveroperation/downloadlog
HTTP Method	GET
Description	Retrieve the log details using a specific query parameter.
Example URI	<ul style="list-style-type: none"> http://localhost:8080/uc/resources/serveroperation/downloadLog?logName=uc.log http://localhost:8080/uc/resources/serveroperation/downloadLog?logName=uc.log&logName=uc.d20200602.t102808
Authentication	HTTP Basic
Consumes Content-Type	n/a
Produces Content-Type	application/octet-stream
Request Parameter	See Download Log Files: Request Parameter .

Download Log Files: Request Parameter

The following request parameter will be needed for download a log file. This is a List type request parameter; you can request multiple files using the same parameter name.

Property	UI Field Name	Description	Specifications	Required
logName	n/a	Request parameter to add the files for download.	String value of the log file name.	Y

Server Operations Web Services - Roll Log

- [Overview](#)
- [Roll Log](#)
 - [Roll Log: Example Response](#)

Overview

Universal Controller supports the following RESTful-based web services for the Roll Log Server Operation.

Formatting specifications for the web service, including details about parameter requirements, are provided.

Roll Log

	Description
URI	<ul style="list-style-type: none"> • http://host_name/uc/resources/serveroperation/rollLog • http://host_name/uc/resources/serveroperation/rolllog
HTTP Method	GET
Description	Renames the existing log to a timestamped log and opens a new log file.
Example URI	<ul style="list-style-type: none"> • http://localhost:8080/uc/resources/serveroperation/rollLog • http://localhost:8080/uc/resources/serveroperation/rolllog
Authentication	HTTP Basic
Consumes Content-Type	n/a
Produces Content-Type	application/xml, application/json
Example Response	See Roll Log: Example Response .

Roll Log: Example Response

XML Response	JSON Response
--------------	---------------

```
<?xml version="1.0" encoding="UTF-8" standalone="yes"?><serverOperationResponse><operation>Roll Log</operation><success>true</success><output>Log rolled at 2021-02-22 11:49:43 -0500</output></serverOperationResponse>
```

```
{  
  "operation": "Roll Log",  
  "success": true,  
  "output": "Log rolled at  
2021-02-22 11:50:14 -0500"  
}
```

Server Operations Web Services - Temporary Property Change

- [Overview](#)
- [Temporary Property Change](#)
 - [Temporary Property Change: Example Response](#)
 - [Temporary Property Change: Request Parameters](#)

Overview

Universal Controller supports the following RESTful-based web services for the Temporary Property Change Server Operation.

Formatting specifications for the web service, including details about parameter requirements, are provided.

Temporary Property Change

	Description
URI	<ul style="list-style-type: none"> • http://host_name/uc/resources/serveroperation/temporaryPropertyChange • http://host_name/uc/resources/serveroperation/temporarypropertychange
HTTP Method	POST
Description	<p>Allows for the temporary setting of specific Universal Controller properties to be used for diagnosing problems.</p> <p>This operation and setting of properties should be performed only under the guidance of Stonebranch support.</p>
Example URI	<ul style="list-style-type: none"> • http://localhost:8080/uc/resources/serveroperation/temporaryPropertyChange?name=uc.log.rpc&value=false • http://localhost:8080/uc/resources/serveroperation/temporarypropertychange?name=uc.cp.preserve_on_promotion&value=true
Authentication	HTTP Basic
Consumes Content-Type	n/a
Produces Content-Type	application/xml, application/json
Example Response	See Temporary Property Change: Example Response .
Request Parameters	See Temporary Property Change: Example Response .

Temporary Property Change: Example Response

XML Response	JSON Response
--------------	---------------

```
<?xml version="1.0" encoding="UTF-8" standalone="yes"?><serverOperationResponse><operation>Temporary Property Change</operation><success>true</success><output>Property uc.log.rpc has been set to false</output></serverOperationResponse>
```

```
{
  "operation": "Temporary
Property Change",
  "success": true,
  "output": "Property uc.
log.rpc has been set to
false"
}
```

Temporary Property Change: Request Parameters

The following request parameters will be needed for a temporary property change.

Property	UI Field Name	Description	Specifications	Required
name	Property	Name of property to be changed.		Y
value	Value	New value that named property will be changed to	Boolean value to enable/disable.	Y

System Web Services

- [Overview](#)
- [Retrieve System Details](#)

Overview

Universal Controller supports the following RESTful-based web services for system operations, which are listed alphabetically on this page

- [Retrieve System Details](#)

Formatting specifications for each web service, including details about parameter requirements, are provided.

Retrieve System Details

	Description
URI	http://host_name/uc/resources/status
HTTP Method	GET
Description	Retrieves Universal Controller system status/information.
Example URI	http://localhost:8080/uc/resources/status
Authentication	HTTP Basic
Consumes Content-Type	n/a
Produces Content-Type	application/xml, application/json
Example Response	See Retrieve System Details: Example Response , below.

Retrieve System Details: Example Response

XML Response	JSON Response
--------------	---------------

```
<status><build>build.190</build><buildDate>08-31-2020_1026</buildDate><databaseConnections>Server (0/5) Client (0/5) Reserved (0/2)</databaseConnections><databaseName>qa_con_mysql</databaseName><databaseType>MySQL</databaseType><databaseURL>jdbc:mysql://qa-db007.stone.branch/</databaseURL><license>>[Distributed Agents: 3/3] [z/OS Agents: 2/2] [Expiry Date: 2020-12-14 [Days: 45]] [UPPS: true] [USAP: true] [Customer: Pre 6.9 License Migrated.]</license><licenseExpired>>false</licenseExpired><memoryFree>806.90 MB (79.19%)</memoryFree><memoryMaximum>1019.00 MB</memoryMaximum><memoryUsed>212.10 MB (20.81%)</memoryUsed><nodeId>qa-con-mysql.stone.branch:8080-qa_con_mysql</nodeId><nodeMode>Active</nodeMode><nodeTime>2020-11-08 14:09:54 -0400 (America/New_York)</nodeTime><nodeUptime>7 Days 19 Hours 57 Minutes 41 Seconds</nodeUptime><release>6.9.0.0</release></status>
```

```
{
  "build": "build.190",
  "buildDate": "08-31-2020_1026",
  "databaseConnections": "Server (0/5) Client (0/5) Reserved (0/2)",
  "databaseName": "qa_con_mysql",
  "databaseType": "MySQL",
  "databaseURL": "jdbc:mysql://qa-db007.stone.branch/",
  "license": ">[Distributed Agents: 3/3] [z/OS Agents: 2/2] [Expiry Date: 2020-05-14 [Days: 45]] [UPPS: true] [USAP: true] [Customer: Pre 6.9 License Migrated.]",
  "licenseExpired": false,
  "memoryFree": "806.90 MB (79.19%)",
  "memoryMaximum": "1019.00 MB",
  "memoryUsed": "212.10 MB (20.81%)",
  "nodeId": "qa-con-mysql.stone.branch:8080-qa_con_mysql",
  "nodeMode": "Active",
  "nodeTime": "2020-11-08 14:09:54 -0400 (America/New_York)",
  "nodeUptime": "7 Days 19 Hours 57 Minutes 41 Seconds",
  "release": "6.9.0.0"
}
```

Retrieve System Details Properties

The System Details properties match the fields on the [System Details widget](#) which displays, by default, on the Universal Controller Home dashboard.

Property	UI Field Name	Description
build	Build	Build number for this version of the Controller.
buildDate	Build Date	Date when this build was created.
databaseConnections	Database Connections	Information on the database connections required for Universal Controller to execute an SQL task or a Stored Procedure Task .
databaseName	Database Name	Name of the database used by this Controller.
databaseType	DatabaseType	Type of database used by this Controller.
databaseURL	Database URL	URL of the database used by this Controller.
license	License	License information for the Universal Controller: <ul style="list-style-type: none"> • Distributed Agents • z/OS Agents • Expiry Date • Tasks • Monthly Executions • Cluster Nodes • UPPS • USAP • Customer • Environment
licenseExpired	n/a	Indication (true or false) that your Universal Controller license has expired.

memoryFree	Memory Free	Amount of memory available for use by this Controller.
memoryMaximum	Memory Maximum	Maximum amount of memory for this Controller.
memoryUsed	Memory Used	Amount of memory currently being used by this Controller.
nodeId	Node Id	URL of the Controller.
nodeMode	Node Mode	<p>Current mode of the Controller.</p> <p>Valid values:</p> <ul style="list-style-type: none"> • Active • Passive • Offline
nodeTime	Node Time	Time of day on the Controller when the details were retrieved.
nodeUptime	Node Uptime	Amount of time the Controller has been running.
release	Release	Release level of the Controller.

Task Instance Web Services

- [Overview](#)
- [Cancel a Task Instance](#)
- [Clear All Dependencies](#)
- [Clear Exclusive Dependencies](#)
- [Clear Predecessor Dependencies](#)
- [Clear Time Dependency](#)
- [Clear Virtual Resource Dependencies](#)
- [Delete a Task Instance](#)
- [Force Finish a Task Instance](#)
- [Force Finish/Cancel a Task Instance](#)
- [Hold a Task Instance](#)
- [Issue Set Completed Command for a Manual Task Instance](#)
- [Issue Set Started Command for a Manual Task Instance](#)
- [List Task Instances](#)
- [List Task Instance Variables \(Show Variables\)](#)
- [Release a Task Instance from Hold](#)
- [Rerun a Task Instance](#)
- [Retrieve Task Instance Output](#)
- [Set or Modify Wait Time/Duration for Task Instance](#)
- [Set Priority for a Task Instance](#)
- [Skip a Task Instance](#)
- [Skip a Task Instance Path](#)
- [Unskip a Task Instance](#)
- [Update a Task Instance Operational Memo](#)

Overview

Universal Controller supports the following RESTful-based web services for Task Instance operations, which are listed alphabetically on this page.

- [Cancel a Task Instance](#)
- [Clear All Dependencies](#)
- [Clear Exclusive Dependencies](#)
- [Clear Predecessor Dependencies](#)
- [Clear Time Dependency](#)
- [Clear Virtual Resource Dependencies](#)
- [Delete a Task Instance](#)
- [Force/Finish a Task Instance](#)
- [Force/Finish Cancel a Task Instance](#)
- [Hold a Task Instance](#)
- [Issue Set Completed Command for a Manual Task Instance](#)
- [Issue Set Started Command for a Manual Task Instance](#)
- [List Task Instances](#)
- [List Task Instance Variables \(Show Variables\)](#)
- [Release a Task Instance from Hold](#)
- [Rerun a Task Instance](#)
- [Retrieve Task Instance Output](#)
- [Set or Modify Wait Time/Duration for Task Instance](#)
- [Set Priority for a Task Instance](#)
- [Skip a Task Instance](#)
- [Skip a Task Instance Path](#)

- [Unskip a Task Instance](#)
- [Update a Task Instance Operational Memo](#)

Formatting specifications for each web service, including details about parameter requirements, are provided.

For RESTful-based web services for Workflow Task Instance operations, see [Workflow Task Instance Web Services](#).

Cancel a Task Instance

Note



A Web Service Task instance cannot be cancelled if the specified Protocol is SOAP.


	Description
URI	http://host_name/uc/resources/taskinstance/cancel
HTTP Method	POST
Description	Cancel a task instance.
Example URI	http://localhost:8080/uc/resources/taskinstance/cancel
Authentication	HTTP Basic
Consumes Content-Type	application/xml, application/json
Produces Content-Type	application/xml, application/json
Example Request	See Cancel a Task Instance: XML and JSON Examples .
Request Properties	See Cancel a Task Instance: Request Properties .
Example Response	See Cancel a Task Instance: XML and JSON Examples .

Cancel a Task Instance: XML and JSON Examples

Examples	XML	JSON
Example Request	<pre><task-instance><id>1464817327170011848D633V6106ENQ7</id></task-instance></pre> <p>or</p> <pre><task-instance><name>Timer 60</name><criteria>Newest Instance</criteria><workflowInstanceName>test</workflowInstanceName></task-instance></pre>	<pre>{ "name": "Timer 60", "criteria": "Newest Instance", "workflowInstanceName": "test" }</pre>

<p>Example Response</p>	<pre><command-response><type>cancel</type><success>true</success><info>Command Cancel executed successfully against task instance "test".</info><errors /></command-response></pre>	<pre>{ "type": "cancel", "success": true, "info": "Command Cancel executed successfully against task instance \"Timer 60\".", "errors": "" }</pre>
--------------------------------	---	--

Cancel a Task Instance: Request Properties

Property	UI Field Name	Description	Specifications	Required	Mutually Exclusive With
criteria	n/a	Specific task instance with this task instance name that you want to cancel.	<p>Valid values:</p> <ul style="list-style-type: none"> As String = Oldest Active Instance, As Value = 1 As String = Newest Active Instance, As Value = 2 As String = Oldest Instance, As Value = 3 As String = Newest Instance, As Value = 4 <p>Default is Oldest Active Instance (1).</p> <p>Note  Values with an underscore characters (_) instead of spaces also are supported (for example, oldest_active_instance).</p>	N	
id	n/a	sys_id used within the Controller to identify this task instance.		Y (unless name is specified)	name
name	Instance Name	Name of the task instance.		Y (unless id is specified)	id
workflowInstanceName	Workflow	Name of the parent Workflow of the task instance.	You can select to display the Workflow field on the Activity Monitor and/or Task Instances List; it is not displayed in the Task Instance Details.	N	

Clear All Dependencies

	Description
URI	http://host_name/uc/resources/taskinstance/cleardependencies
HTTP Method	POST


Description	Clears all dependencies of a task instance.
Example URI	http://localhost:8080/uc/resources/taskinstance/cleardependencies
Authentication	HTTP Basic
Consumes Content-Type	application/xml, application/json
Produces Content-Type	application/xml, application/json
Example Request	See Clear All Dependencies: XML and JSON Examples .
Request Properties	See Clear All Dependencies: Request Properties .
Example Response	See Clear All Dependencies: XML and JSON Examples .

Clear All Dependencies: XML and JSON Examples

Examples	XML	JSON
Example Request	<pre><task-instance><id>1464817327170011848D633V6106ENQ7</id></task-instance></pre> <p>or</p> <pre><task-instance><name>Timer 60</name><criteria>Newest Instance</criteria><workflowInstanceName>test</workflowInstanceName></task-instance></pre>	<pre>{ "name": "Timer 60", "criteria": "Newest Instance", "workflowInstanceName": "Test" }</pre>
Example Response	<pre><command-response><type>clear_all_dependencies</type><success>>true</success><info>Command Clear All Dependencies executed successfully against task instance "Timer 60".</info><errors /></command-response></pre>	<pre>{ "type": "clear_all_dependencies", "success": true, "info": "Command Clear All Dependencies executed successfully against task instance \"Timer 60\".", "errors": "" }</pre>

Clear All Dependencies: Request Properties

Property	UI Field Name	Description	Specifications	Required	Mutually Exclusive With

criteria	n/a	Specific task instance with this task instance name for which you want to clear all dependencies.	Valid values: <ul style="list-style-type: none"> As String = Oldest Active Instance, As Value = 1 As String = Newest Active Instance, As Value = 2 As String = Oldest Instance, As Value = 3 As String = Newest Instance, As Value = 4 Default is Oldest Active Instance (1). Note  Values with an underscore characters (_) instead of spaces also are supported (for example, oldest_active_instance).	N	
id	n/a	<code>sys_id</code> used within the Controller to identify this task instance.		Y (unless name is specified)	name
name	Instance Name	Name of the task instance.		Y (unless id is specified)	id
workflowInstanceName	Workflow	Name of the parent Workflow of the task instance.	You can select to display the Workflow field on the Activity Monitor and/or Task Instances List; it is not displayed in the Task Instance Details.	N	


Clear Exclusive Dependencies

	Description
URI	http://host_name/uc/resources/taskinstance/clearexclusive
HTTP Method	POST
Description	Clears all exclusive dependencies of a task instance.
Authentication	HTTP Basic
Example URI	http://localhost:8080/uc/resources/taskinstance/clearexclusive
Consumes Content-Type	application/xml, application/json
Produces Content-Type	application/xml, application/json
Example Request	See Clear Exclusive Dependencies: XML and JSON Examples .
Request Properties	See Clear Exclusive Dependencies: Request Properties .
Example Response	See Clear Exclusive Dependencies: XML and JSON Examples .

Clear Exclusive Dependencies: XML and JSON Examples

Examples	XML	JSON
Example Request	<pre><task-instance><id>1464817327170011848D633V6106ENQ7</id></task-instance></pre> <p>or</p> <pre><task-instance><name>Timer 60</name><criteria>Newest Instance</criteria><workflowInstanceName>test</workflowInstanceName></task-instance></pre>	<pre>{ "name": "Timer 60", "criteria": "Newest Instance", "workflowInstanceName": "Test" }</pre>
Example Response	<pre><command-response><type>clear_exclusive</type><success>>true</success><info>Command Clear Exclusive executed successfully against task instance "Timer 60".</info><errors /></command-response></pre>	<pre>{ "type": "clear_exclusive", "success": true, "info": "Command Clear Exclusive executed successfully against task instance \"Timer 60\".", "errors": "" }</pre>

Clear Exclusive Dependencies: Request Properties

Property	UI Field Name	Description	Specifications	Required	Mutually Exclusive With
criteria	n/a	Specific task instance with this task instance name for which you want to clear exclusive dependencies.	<p>Valid values:</p> <ul style="list-style-type: none"> As String = Oldest Active Instance, As Value = 1 As String = Newest Active Instance, As Value = 2 As String = Oldest Instance, As Value = 3 As String = Newest Instance, As Value = 4 <p>Default is Oldest Active Instance (1).</p> <p>Note  Values with an underscore characters (_) instead of spaces also are supported (for example, oldest_active_instance).</p>	N	
id	n/a	sys_id used within the Controller to identify this task instance.		Y (unless name is specified)	name
name	Instance Name	Name of the task instance.		Y (unless id is specified)	id

workflowInstanceName	Workflow	Name of the parent Workflow of the task instance.	You can select to display the Workflow field on the Activity Monitor and/or Task Instances List; it is not displayed in the Task Instance Details.	N	
----------------------	----------	---	--	---	--


Clear Predecessor Dependencies

	Description
URI	http://host_name/uc/resources/taskinstance/clearpredecessors
HTTP Method	POST
Description	Clears all predecessor dependencies of a task instance in a Workflow.
Authentication	HTTP Basic
Example URI	http://localhost:8080/uc/resources/taskinstance/clearpredecessors
Consumes Content-Type	application/xml, application/json
Produces Content-Type	application/xml, application/json
Example Request	See Clear Predecessor Dependencies: XML and JSON Examples .
Request Properties	See Clear Predecessor Dependencies: Request Properties .
Example Response	See Clear Predecessor Dependencies: XML and JSON Examples .

Clear Predecessor Dependencies: XML and JSON Examples

Examples	XML	JSON
Example Request	<pre><task-instance><id>1464817327170011848D633V6106ENQ7</id><predecessorName>*/predecessorName</task-instance></pre> <p>or</p> <pre><task-instance><name>Timer 60</name><criteria>Newest Instance</criteria><workflowInstanceName>test</workflowInstanceName><predecessorName>*/predecessorName</task-instance></pre>	<pre>{ "name": "Timer 60", "criteria": "Newest Instance", "workflowInstanceName": "Test", "predecessorName": "Task 1" }</pre>
Example Response	<pre><command-response><type>set_edges_satisfied</type><success>>true</success><info>Command Clear Predecessors executed successfully against task instance "Timer 60".</info><errors /></command-response></pre>	<pre>{ "type": "set_edge_satisfied", "success": true, "info": "Successfully marked the dependency as satisfied.", "errors": "" }</pre>

Clear Predecessor Dependencies: Request Properties

Property	UI Field Name	Description	Specifications	Required	Mutually Exclusive With
criteria	n/a	Specific task instance with this task instance <code>name</code> for which you want to clear predecessor dependencies.	Valid values: <ul style="list-style-type: none"> As String = Oldest Active Instance, As Value = 1 As String = Newest Active Instance, As Value = 2 As String = Oldest Instance, As Value = 3 As String = Newest Instance, As Value = 4 Default is Oldest Active Instance (1). Note  Values with an underscore characters (<code>_</code>) instead of spaces also are supported (for example, oldest_active_instance).	N	
id	n/a	<code>sys_id</code> used within the Controller to identify this task instance.		Y (unless <code>name</code> is specified)	<code>name</code>
name	Instance Name	Name of the task instance.		Y (unless <code>id</code> is specified)	<code>id</code>
predecessorName	n/a	Name of the predecessor task instance for which you want to clear dependency.	* = Clears dependencies from all predecessor task instances.	Y	
workflowInstanceName	Workflow	Name of the parent Workflow of the task instance.	You can select to display the Workflow field on the Activity Monitor and/or Task Instances List; it is not displayed in the Task Instance Details.	N	

Clear Time Dependency


	Description
URI	http://host_name/uc/resources/taskinstance/clearawait
HTTP Method	POST
Description	Clears the time dependency of a task instance.
Authentication	HTTP Basic
Example URI	http://localhost:8080/uc/resources/taskinstance/clearawait
Consumes Content-Type	application/xml, application/json
Produces Content-Type	application/xml, application/json
Example Request	See Clear Time Dependency: XML and JSON Examples .

Request Properties	See Clear Time Dependency : Request Properties.
Example Response	See Clear Time Dependency: XML and JSON Examples.

Clear Time Dependency: XML and JSON Examples

Examples	XML	JSON
Example Request	<pre><task-instance><id>1464817327170011848D633V6106ENQ7</id></task-instance></pre> <p>or</p> <pre><task-instance><name>Test task</name><criteria>Newest Instance</criteria><workflowInstanceName>test</workflowInstanceName></task-instance></pre>	<pre>{ "name": "Task 1", "criteria": "Newest Instance", "workflowInstanceName": "Test" }</pre>
Example Response	<pre><command-response><type>clear_timewait</type><success>true</success><info>Command Clear Time Wait/Delay executed successfully against task instance "Test task".</info><errors /></command-response></pre>	<pre>{ "type": "clear_timewait", "success": true, "info": "Command Clear Time Wait/Delay executed successfully against task instance \"Task 1\".", "errors": "" }</pre>

Clear Time Dependency: Request Properties

Property	UI Field Name	Description	Specifications	Required	Mutually Exclusive With
criteria	n/a	Specific task instance with this task instance name for which you want to clear time dependency.	<p>Valid values:</p> <ul style="list-style-type: none"> As String = Oldest Active Instance, As Value = 1 As String = Newest Active Instance, As Value = 2 As String = Oldest Instance, As Value = 3 As String = Newest Instance, As Value = 4 <p>Default is Oldest Active Instance (1).</p> <p>Note  Values with an underscore characters (_) instead of spaces also are supported (for example, oldest_active_instance).</p>	N	

id	n/a	sys_id used within the Controller to identify this task instance.		Y (unless name is specified)	name
name	Instance Name	Name of the task instance.		Y (unless id is specified)	id
workflowInsta nceName	Workflow	Name of the parent Workflow of the task instance.	You can select to display the Workflow field on the Activity Monitor and/or Task Instances List; it is not displayed in the Task Instance Details.	N	

Clear Virtual Resource Dependencies


	Description
URI	http://host_name/uc/resources/taskinstance/clearresources
HTTP Method	POST
Description	Clears virtual resource dependencies of a task instance.
Authentication	HTTP Basic
Example URI	http://localhost:8080/uc/resources/taskinstance/clearresources
Consumes Content-Type	application/xml, application/json
Produces Content-Type	application/xml, application/json
Example Request	See Clear Virtual Resource Dependencies: XML and JSON Examples .
Request Properties	See Clear Virtual Resource Dependencies: Request Properties .
Example Response	See Clear Virtual Resource Dependencies: XML and JSON Examples .

Clear Virtual Resource Dependencies: XML and JSON Examples

Examples	XML	JSON
Example Request	<pre><task-instance><id>1464817327170011848D633V6106ENQ7</id><resourceName>V1</resourceName></task- instance></pre> <p>or</p> <pre><task-instance><name>Timer 60</name><criteria>Newest Instance</criteria><workflowInstanceName> test</workflowInstanceName><resourceName>V1</resourceName></task-instance></pre>	<pre>{ "name": "Task 1", "criteria": "Newest Instance", "workflowInstanceName": "Test", "resourceName": "V1" }</pre>

<p>Example Response</p>	<pre><command-response><type>clear_resources</type><success>true</success><info>Command Clear Resources executed successfully against task instance "Timer 60".</info><errors /></command-response></pre>	<pre>{ "type": "clear_resources", "success": true, "info": "Command Clear Resources executed successfully against task instance \"Task 1\".", "errors": "" }</pre>
--------------------------------	---	--

Clear Virtual Resource Dependencies: Request Properties

Property	UI Field Name	Description	Specifications	Required	Mutually Exclusive With
criteria	n/a	Specific task instance with this task instance name for which you want to clear virtual resource dependencies.	<p>Valid values:</p> <ul style="list-style-type: none"> As String = Oldest Active Instance, As Value = 1 As String = Newest Active Instance, As Value = 2 As String = Oldest Instance, As Value = 3 As String = Newest Instance, As Value = 4 <p>Default is Oldest Active Instance (1).</p> <p>Note  Values with an underscore characters (_) instead of spaces also are supported (for example, oldest_active_instance).</p>	N	
id	n/a	sys_id used within the Controller to identify this task instance.		Y (unless name is specified)	name
name	Instance Name	Name of the task instance.		Y (unless id is specified)	id
resourceName	n/a	Name of the virtual resource for which you want to clear dependency.	* = Clears dependencies from all virtual resources.	Y	
workflowInstanceName	Workflow	Name of the parent Workflow of the task instance.	You can select to display the Workflow field on the Activity Monitor and/or Task Instances List; it is not displayed in the Task Instance Details.	N	

Delete a Task Instance

	Description
URI	http://host_name/uc/resources/taskinstance

HTTP Method	DELETE
Description	Deletes the specified task instance . For Workflow task instances, if the <code>recursive</code> property is set to true, all children task instances will be removed.
Authentication	HTTP Basic
Consumes Content-Type	application/xml, application/json
Example URI	http://localhost:8080/uc/resources/taskinstance
Example Request	See Delete a Task Instance: XML and JSON Examples .
Request Properties	See Delete a Task Instance: Request Properties .
Example Response	<ul style="list-style-type: none"> Status 200 /OK Task instance(s) deleted successfully.

Delete a Task Instance: XML and JSON Examples

XML	JSON
<p>Delete Task instance by task instance id.</p> <pre><task-instance><id>1464817327170011848D633V6106ENQ7</id></task-instance></pre>	<pre>{ "name": "Task 1", "criteria": "Newest Instance" }</pre>
<p>Delete Task instance and all of its children by task instance id.</p> <pre><task-instance><id>14483224900880190549PGHP23IR12MO</id><recursive>true</recursive></task-instance></pre>	
<p>Delete Task instance by task instance name.</p> <pre><task-instance><name>Timer 60</name><criteria>Newest Instance</criteria></task-instance></pre>	

Delete a Task Instance: Request Properties

Property	UI Field Name	Description	Specifications	Required	Mutually Exclusive With
criteria	n/a	Specific task instance with this task instance name which you want to delete.	Valid values: <ul style="list-style-type: none"> As String = Oldest Instance, As Value = 3 As String = Newest Instance, As Value = 4 Default is Oldest Instance (3). Note Values with an underscore characters (_) instead of spaces also are supported (for example, oldest_instance).	N	
id	n/a	sys_id used within the Controller to identify this task instance.		Y (unless name is specified)	name
name	Instance Name	Name of the task instance.		Y (unless id is specified)	id
recursive	n/a	For Workflow task instances only; Specification for whether or not to delete all children task instances of the task instance.	Boolean; Valid values: true/false. Default is false.	N	


Force Finish a Task Instance

	Description
URI	http://host_name/uc/resources/taskinstance/forcefinish
HTTP Method	POST
Description	Force Finish a task instance. (To Force Finish (Halt) a task instance, set the halt property to true.)
Example URI	http://localhost:8080/uc/resources/taskinstance/forcefinish
Authentication	HTTP Basic
Consumes Content-Type	application/xml, application/json
Produces Content-Type	application/xml, application/json
Example Request	See Force Finish a Task Instance: XML and JSON Examples .
Request Properties	See Force Finish a Task Instance: Request Properties .
Example Response	See Force Finish a Task Instance: XML and JSON Examples .

Force Finish a Task Instance: XML and JSON Examples

Examples	XML	JSON
Example Request	<pre><task-instance><id>1464817327170011848D633V6106ENQ7</id></task-instance></pre> <p>or</p> <pre><task-instance><name>Timer 60</name><halt>true</halt><criteria>Newest Instance</criteria><workflowInstanceName>test</workflowInstanceName></task-instance></pre>	<pre>{ "name": "Task 1", "halt": "True", "criteria": "Newest Instance", "workflowInstanceName": "Test" }</pre>
Example Response	<pre><command-response><type>force_finish</type><success>true</success><info>Command Force Finish executed successfully against task instance "test".</info><errors /></command-response></pre>	<pre>{ "type": "force_finish", "success": true, "info": "Command Force Finish executed successfully against task instance \"Task 1\".", "errors": "" }</pre>

Force Finish a Task Instance: Request Properties

Property	UI Field Name	Description	Specifications	Required	Mutually Exclusive With
criteria	n/a	Specific task instance with this task instance name that you want to force finish.	<p>Valid values:</p> <ul style="list-style-type: none"> As String = Oldest Active Instance, As Value = 1 As String = Newest Active Instance, As Value = 2 As String = Oldest Instance, As Value = 3 As String = Newest Instance, As Value = 4 <p>Default is Oldest Active Instance (1).</p> <p>Note  Values with an underscore characters (_) instead of spaces also are supported (for example, oldest_active_instance).</p>	N	
halt	n/a	Prevents successor task instances of the specified task instance in a Workflow from being run.	Boolean. Valid values: true/false. Default is false.	N	
id	n/a	sys_id used within the Controller to identify this task instance.		Y (unless name is specified)	name

name	Instance Name	Name of the task instance.		Y (unless id is specified)	id
workflowInstanceName	Workflow	Name of the parent Workflow of the task instance.	You can select to display the Workflow field on the Activity Monitor and/or Task Instances List; it is not displayed in the Task Instance Details.	N	


Force Finish/Cancel a Task Instance

	Description
URI	http://host_name/uc/resources/taskinstance/forcefinishcancel
HTTP Method	POST
Description	Force Finish/Cancel a task instance. (To Force Finish/Cancel (Halt) a task instance, set the halt property to true.)
Example URI	http://localhost:8080/uc/resources/taskinstance/forcefinishcancel
Authentication	HTTP Basic
Consumes Content-Type	application/xml, application/json
Produces Content-Type	application/xml, application/json
Example Request	See Force Finish Cancel a Task Instance: XML and JSON Examples .
Request Properties	See Force Finish/Cancel a Task Instance: Request Properties .
Example Response	See Force Finish Cancel a Task Instance: XML and JSON Examples .

Force Finish/Cancel a Task Instance: XML and JSON Examples

Examples	XML	JSON
Example Request	<pre><task-instance><id>1464817327170011848D633V6106ENQ7</id></task-instance></pre> <p>or</p> <pre><task-instance><name>Timer 60</name><halt>true</halt><criteria>Newest Instance</criteria><workflowInstanceName>test</workflowInstanceName></task-instance></pre>	<pre>{ "name": "Task 1", "halt": "True", "criteria": "Newest Instance", "workflowInstanceName": "Test" }</pre>
Example Response	<pre><command-response><type>force_finish_cancel</type><success>true</success><info>Command Force Finish/Cancel executed successfully against task instance "test".</info><errors /></command-response></pre>	<pre>{ "type": "force_finish_cancel", "success": true, "info": "Command Force Finish/Cancel executed successfully against task instance \"Task 1\".", "errors": "" }</pre>

Force Finish/Cancel a Task Instance: Request Properties

Property	UI Field Name	Description	Specifications	Required	Mutually Exclusive With
criteria	n/a	Specific task instance with this task instance name that you want to force finish/cancel.	<p>Valid values:</p> <ul style="list-style-type: none"> As String = Oldest Active Instance, As Value = 1 As String = Newest Active Instance, As Value = 2 As String = Oldest Instance, As Value = 3 As String = Newest Instance, As Value = 4 <p>Default is Oldest Active Instance (1).</p> <p>Note  Values with an underscore characters (_) instead of spaces also are supported (for example, oldest_active_instance).</p>	N	
halt	n/a	Prevents successor task instances of the specified task instance in a Workflow from being run.	Boolean. Valid values: true/false. Default is false.	N	
id	n/a	sys_id used within the Controller to identify this task instance.		Y (unless name is specified)	name
name	Instance Name	Name of the task instance.		Y (unless id is specified)	id
workflowInstanceName	Workflow	Name of the parent Workflow of the task instance.	You can select to display the Workflow field on the Activity Monitor and/or Task Instances List; it is not displayed in the Task Instance Details.	N	

Hold a Task Instance


	Description
URI	http://host_name/uc/resources/taskinstance/hold
HTTP Method	POST
Description	Hold a task instance.
Example URI	http://localhost:8080/uc/resources/taskinstance/hold
Authentication	HTTP Basic
Consumes Content-Type	application/xml, application/json
Produces Content-Type	application/xml, application/json

Example Request	See Hold a Task Instance: XML and JSON Examples .
Request Properties	See Hold a Task Instance: Request Properties .
Example Response	See Hold a Task Instance: XML and JSON Examples .

Hold a Task Instance: XML and JSON Examples

Examples	XML	JSON
Example Request	<pre><task-instance><id>410d6c0bc0a801c901838d8ac43b3279</id></task-instance></pre> <p>or</p> <pre><task-instance><name>Timer 60</name><criteria>Newest Instance</criteria><workflowInstanceName>test</workflowInstanceName></task-instance></pre>	<pre>{ "name": "Task 1", "criteria": "Newest Instance", "workflowInstanceName": "Test" }</pre>
Example Response	<pre><command-response><type>hold</type><success>true</success><info>Command Hold executed successfully against task instance "test".</info><errors /></command-response></pre>	<pre>{ "type": "hold", "success": true, "info": "Command Hold executed successfully against task instance \"Task 1\".", "errors": "" }</pre>

Hold a Task Instance: Request Properties

Property	UI Field Name	Description	Specifications	Required	Mutually Exclusive With
criteria	n/a	Specific task instance with this task instance name that you want to hold.	<p>Valid values:</p> <ul style="list-style-type: none"> As String = Oldest Active Instance, As Value = 1 As String = Newest Active Instance, As Value = 2 As String = Oldest Instance, As Value = 3 As String = Newest Instance, As Value = 4 <p>Default is Oldest Active Instance (1).</p> <p>Note  Values with an underscore characters (_) instead of spaces also are supported (for example, oldest_active_instance).</p>	N	

id	n/a	sys_id used within the Controller to identify this task instance.		Y (unless name is specified)	name
name	Instance Name	Name of the task instance.		Y (unless id is specified)	id
workflowInstanceName	Workflow	Name of the parent Workflow of the task instance.	You can select to display the Workflow field on the Activity Monitor and/or Task Instances List; it is not displayed in the Task Instance Details.	N	

Issue Set Completed Command for a Manual Task Instance


	Description
URI	http://host_name/uc/resources/taskinstance/setcompleted
HTTP Method	POST
Description	Issues a Set Completed command for a Manual Task instance.
Example URI	http://localhost:8080/uc/resources/taskinstance/setcompleted
Authentication	HTTP Basic
Consumes Content-Type	application/xml, application/json
Produces Content-Type	application/xml, application/json
Example Request	See Issue Set Completed Command for a Manual Task Instance: XML and JSON Examples .
Request Properties	See Issue Set Completed Command for a Manual Task Instance: Request Properties .
Example Response	See Issue Set Completed Command for a Manual Task Instance: XML and JSON Examples .

Issue Set Completed Command for a Manual Task Instance: XML and JSON Examples

Examples	XML	JSON
Example Request	<pre><task-instance><id>1464817327170011848D633V6106ENQ7</id></task-instance></pre> <p>or</p> <pre><task-instance><name>test manual</name><criteria>Newest Instance</criteria><workflowInstanceName>test</workflowInstanceName></task-instance></pre>	<pre>{ "name": "Task 1", "criteria": "Newest Instance", "workflowInstanceName": "Test" }</pre>

<p>Example Response</p>	<pre><command-response><type>set_manual_completed</type><success>true</success><info>Command Set Completed executed successfully against task instance "test".</info><errors /></command-response></pre>	<pre>{ "type": "set_manual_completed", "success": true, "info": "Command Set Completed executed successfully against task instance \"Task 1\".", "errors": "" }</pre>
--------------------------------	--	---

Issue Set Completed Command for a Manual Task Instance: Request Properties

Property	UI Field Name	Description	Specifications	Required	Mutually Exclusive With
criteria	n/a	Specific task instance with this task instance name that you want to issue a Set Completed command for.	<p>Valid values:</p> <ul style="list-style-type: none"> As String = Oldest Active Instance, As Value = 1 As String = Newest Active Instance, As Value = 2 As String = Oldest Instance, As Value = 3 As String = Newest Instance, As Value = 4 <p>Default is Oldest Active Instance (1).</p> <p>Note  Values with an underscore characters (_) instead of spaces also are supported (for example, oldest_active_instance).</p>	N	
id	n/a	sys_id used within the Controller to identify this task instance.		Y (unless name is specified)	name
name	Instance Name	Name of the task instance.		Y (unless id is specified)	id
workflowInstanceName	Workflow	Name of the parent Workflow of the task instance.	You can select to display the Workflow field on the Activity Monitor and/or Task Instances List; it is not displayed in the Task Instance Details.	N	

Issue Set Started Command for a Manual Task Instance

	Description
URI	http://host_name/uc/resources/taskinstance/setstarted
HTTP Method	POST


Description	Issues a Set Started command for a Manual Task instance.
Example URI	http://localhost:8080/uc/resources/taskinstance/setstarted
Authentication	HTTP Basic
Consumes Content-Type	application/xml, application/json
Produces Content-Type	application/xml, application/json
Example Request	See Issue Set Started Command for a Manual Task Instance: XML and JSON Examples .
Request Properties	See Issue Set Started Command for a Manual Task Instance: Request Properties
Example Response	See Issue Set Started Command for a Manual Task Instance: XML and JSON Examples .

Issue Set Started Command for a Manual Task Instance: XML and JSON Examples

Examples	XML	JSON
Example Request	<pre><task-instance><id>1464817327170011848D633V6106ENQ7</id></task-instance></pre> <p>or</p> <pre><task-instance><name>test manual</name><criteria>Newest Instance</criteria><workflowInstanceName>test</workflowInstanceName></task-instance></pre>	<pre>{ "name": "Task 1", "criteria": "Newest Instance", "workflowInstanceName": "Test" }</pre>
Example Response	<pre><command-response><type>set_manual_started</type><success>>true</success><info>Command Set Started executed successfully against task instance "test".</info><errors /></command-response></pre>	<pre>{ "type": "set_manual_started", "success": true, "info": "Command Set Started executed successfully against task instance \"Task 1\".", "errors": "" }</pre>

Issue Set Started Command for a Manual Task Instance: Request Properties

Property	UI Field Name	Description	Specifications	Required	Mutually Exclusive With

criteria	n/a	Specific task instance with this task instance name that you want to issue a Set Started command for.	Valid values: <ul style="list-style-type: none"> As String = Oldest Active Instance, As Value = 1 As String = Newest Active Instance, As Value = 2 As String = Oldest Instance, As Value = 3 As String = Newest Instance, As Value = 4 Default is Oldest Active Instance (1). Note  Values with an underscore characters (_) instead of spaces also are supported (for example, oldest_active_instance).	N	
id	n/a	sys_id used within the Controller to identify this task instance.		Y (unless name is specified)	name
name	Instance Name	Name of the task instance.		Y (unless id is specified)	id
workflowInstanceName	Workflow	Name of the parent Workflow of the task instance.	You can select to display the Workflow field on the Activity Monitor and/or Task Instances List; it is not displayed in the Task Instance Details.	N	

List Task Instances

	Description
URI	http://host_name/uc/resources/taskinstance/list
HTTP Method	POST
Description	Retrieves information on task instances matching specific search criteria.
Authentication	HTTP Basic
Example URI	http://localhost:8080/uc/resources/taskinstance/list
Consumes Content-Type	application/xml, application/json
Produces Content-Type	application/xml, application/json
Example Request	See List Task Instances: XML and JSON Request Examples .
Request Properties	See List Task Instances: Request Properties .
Example Response	See List Task Instances: XML and JSON Response Examples .

List Task Instances: XML and JSON Examples

Examples	XML	JSON
<p>Example Request</p>	<p>Task instance with multiple query criteria.</p> <pre><task-instance-query-filter><name>B-06884*</name><status>!45</status><customField1>My*</customField1><customField2>*Custom*</customField2><workflowDefinitionId>36551ed5663042c2b79975ad6a23915e</workflowDefinitionId><taskName>B-06884 - Timer - END - \${B_08477_WKFLW_ID}</taskName></task-instance-query-filter></pre> <p>All task instances in the last three minutes.</p> <pre><task-instance-query-filter><name>*</name><updatedAtType>Offset</updatedAtType><updatedAt>-3mn</updatedAt></task-instance-query-filter></pre> <p>Task instance with the specified id.</p> <pre><task-instance-query-filter><sysId>1448396297341015141TB2QF51JBYM8V</sysId></task-instance-query-filter></pre> <p>Task instance with multiple query criteria.</p> <pre><task-instance-query-filter><name>*</name><status>110</status><type>windows</type><agentName>test agent</agentName><lateStart>true</lateStart><lateFinish>true</lateFinish><earlyFinish>false</earlyFinish></task-instance-query-filter></pre> <p>All task instances that either started late or finished late.</p> <pre><task-instance-query-filter><name>*</name><late>true</late></task-instance-query-filter></pre> <p>All task instances that either started late, finished late, or finished early.</p>	<p>Task instance with multiple query criteria.</p> <pre>{ "name": "B-06884*", "status": "!45", "customField1": "My*", "customField2": "*Custom*", "workflowDefinitionId": "36551ed5663042c2b79975ad6a23915e", "taskName": "B-06884 - Timer - END - \${B_08477_WKFLW_ID}" }</pre> <pre>{ "name": "*", "updatedAtType": "Offset", "updatedAt": "-3mn" }</pre> <pre>{ "sysId": "1448396297341015141TB2QF51JBYM8V" }</pre> <pre>{ "name": "*", "status": "110", "type": "windows", "agentName": "test agent", "lateStart": true, "lateFinish": true, "earlyFinish": false }</pre> <pre>{ "name": "*", "late": true }</pre> <p>All task instances in the last three minutes.</p>

```
<task-instance-query-filter><name>*</name><lateEarly>true</lateEarly></task-instance-query-filter>
```

All task instances that neither started late nor finished late.

```
<task-instance-query-filter><name>*</name><late>false</late></task-instance-query-filter>
```

All task instances that neither started late, finished late, nor finished early.

```
<task-instance-query-filter><name>*</name><lateEarly>false</lateEarly></task-instance-query-filter>
```

```
{
  "
  name":
  "*",
  "
  type":
  "Timer"
  ,
  "
  updated
  TimeType":
  "offset"
  ,
  "
  updated
  Time":
  "-3mn"
}
```

Task instance with the specified id.

```
{
  "
  sysId":
  "151364
  4026115
  413351L
  S9ACLES
  SKLXZ"
}
```

Task instance with multiple query criteria.

```
{
  "name": "*",
  "status": "200",
  "type": "windows",
  "agentName": "Mark-4 - AGNT0002",
  "lateStart": true,
  "lateFinish": false,
  "earlyFinish": false
}
```

All task instances that either started late or finished late.

```
{
  "name": "*",
  "late": true
}
```


All task instances that either started late, finished late, or finished early.

```
{  
  "name": "*",  
  "lateEarly": true  
}
```

All task instances that neither started late nor finished late.

```
{  
  "name": "*",  
  "late": false  
}
```

		<p>All task instances that neither started late, finished late, nor finished early.</p> <pre>{ "name": " * ", "lateEarly": false }</pre>
<p>Example Response</p>	<pre><taskInstance><agent /><credentials /><customField1 label="Custom 1">My Custom Field #1</customField1><customField2 label="Custom 2">My Other Custom Field #2</customField2><earlyFinish>false</earlyFinish><endTime></endTime><executionUser>ops.admin</executionUser><exitCode>0</exitCode><finishedEarly>false</finishedEarly><finishedLate>false</finishedLate><instanceNumber>6</instanceNumber><lateFinish>false</lateFinish><lateStart>false</lateStart><launchTime>2019-06-27 11:18:41 -0400</launchTime><name>B-06884 - Timer - END - 15616456627821537077YBESF7H0KELV</name><queuedTime></queuedTime><startTime>2019-06-27 11:18:41 -0400</startTime><startedLate>false</startedLate><status>RUNNING</status><statusDescription /><sysId>15616456627821537077YBESF7H0KELV</sysId><taskId>05564cd1f6c4484997cfb66782feb0d0</taskId><taskName>B-06884 - Timer - END - \${B_08477_WKFLW_ID}</taskName><triggerId /><triggerName /><triggerTime>2019-06-27 11:18:41 -0400</triggerTime><triggeredBy>Workflow: B-06884 - Main \${ops_task_ref_count}</triggeredBy><type>Timer</type><updatedAt>2019-06-27 11:18:41 -0400</updatedAt><workflowDefinitionId>36551ed5663042c2b79975ad6a23915e</workflowDefinitionId><workflowDefinitionName>B-06884 - Main \${ops_task_ref_count}</workflowDefinitionName><workflowInstanceId>15616456627821077078N9HWVH7SLHVT</workflowInstanceId><workflowInstanceName>B-06884 - Main 3</workflowInstanceName><businessServices><businessService>Accounting</businessService><businessService>QA Department</businessService></businessServices></taskInstance></taskInstance></pre>	<pre>{ "agent": null, "businessServices": ["Accounting", "QA Department"], "credentials": null, "customField1": {</pre>

```
"label":  
"Custom",  
  
"value":  
"My  
Custom  
Field  
#1",  
},  
  
"customField2":  
{  
  
"label":  
"Custom  
2",  
  
"value":  
"My  
Other  
Custom  
Field  
#2",  
},  
  
"earlyFinish":  
"false",  
  
"endTime":  
"2019-06-27  
11:20:11-0400",  
  
"executionUser":  
"ops.admin",
```

```
"exit
Code"
:
"0",

"fini
shedE
arly"
:
"fals
e",

"fini
shedL
ate":
"fals
e",

"inst
anceN
umber
": 6,

"late
Finis
h":
"fals
e",

"late
Start
":
"fals
e",

"laun
chTim
e":
"2019
-06-
27
11:
18:
41
-0400
",

"name
":
"B-
06884
-
Timer
-
END
-
15616
45662
78215
37077
YBESF
7H0KE
```

```
LV",
  "queuedTime":
  "",
  "startTime":
  "2019-06-27 11:18:41-0400",
  "startedLate":
  "false",
  "status":
  "SUCCESS",
  "statusDescription":
  null,
  "sysId":
  "15616456627821537077YBESF7H0KELV",
  "taskId":
  "05564cd1f6c4484997cfb66782feb0d0",
  "taskName":
  "B-06884-Timer
```

```
-  
END  
-  
${B_0  
8477_  
WKFLW  
_ID}"  
,  
"trig  
gerId  
":  
null,  
"trig  
gerNa  
me":  
null,  
"trig  
gerTi  
me":  
"2019  
-06-  
27  
11:  
18:  
41  
-0400  
",  
"trig  
gered  
By":  
"Work  
flow:  
B-  
06884  
-  
Main  
${ops  
_task  
_ref_  
count  
}",  
"type  
":  
"Time  
r",  
"upda  
tedTi  
me":  
"2019  
-06-  
27  
11:  
20:  
11  
-0400  
",
```

```
"work
flowD
efini
tionI
d":
"3655
1ed56
63042
c2b79
975ad
6a239
15e" ,


"work
flowD
efini
tionN
ame" :
"B-
06884
-
Main
${ops
_task
_ref_
count
} ",


"work
flowI
nstan
ceId"
:
"1561
64566
27821
07707
8N9HW
VH7SL
HVT" ,

"work
flowI
nstan
ceNam
e":
"B-
06884
-
Main
3"
}
```

List Task Instances: Request Properties

Property	UI Field Name	Description	Specifications	Required	Mutually Exclusive With
agentName	Agent	Name of the agent that this task instances is assigned to run on.		N	
businessServices	Member of Business Services	Business Services that this task instance belongs to.	Comma-separated list.	N	
customField1	Custom 1 (default, which you can change in the User Defined Task Field Label 1 Universal Controller system property.)	User-defined task field 1.	Wildcards are supported.	N	
customField2	Custom 2 (default, which you can change in the User Defined Task Field Label 2 Universal Controller system property.)	User-defined task field 2.	Wildcards are supported.	N	
executionUser	Execution User	Execution User of a task instance that determines the security context under which the task instance runs.	System-supplied.	N	
instanceNumber	Instance Number	Sequentially assigned number, maintained per task, representing the creation order of the instance.	Integer value.	N	
late	Started Late / Finished Late	Indication of whether or not to list all task instances that started late or finished late.	Valid values: true/false.	N	
lateEarly	Started Late / Finished Late / Finished Early	Indication of whether or not to list all task instances that started late, finished late, or finished early.	Valid values: true/false.	N	
name	Instance name	Name or partial name of one or more task instances.	Wildcards are supported.	Y (unless <code>sysId</code> is specified)	<code>sysId</code>
status	Status	List of comma-separated task instance status codes and/or names (not case sensitive).	Specifying one or more statuses automatically excludes task instances in all other statuses. To list task instances for all statuses, enter <code><status></status></code> in the request. To list task instances for all statuses except one or more specific statuses, enter the status code or name for each status to be excluded with a preceding exclamation mark (!). For example, <code>!200</code> .	N	
statusDescription	Status Description	Description (if any) of the current status of the Task Instance.	Wildcards are supported.	N	
sysId	n/a	<code>sys_id</code> used within the Controller to identify a task instance.		Y (unless <code>name</code> is specified)	<code>name</code>
taskId	n/a	<code>sys_id</code> of the task definition that this Task Instance was created from.		N	<code>taskName</code>
taskName	n/a	Name of the task definition that this Task Instance was created from.		N	<code>taskId</code>


triggerId	n/a	sys_id of the Trigger that launched the Task Instance (if it was invoked from a Trigger).		N	triggerName
triggerName	n/a	Name of the Trigger that launched the Task Instance (if it was invoked from a Trigger.)		N	triggerId
type	n/a	Task type of this task instance.	Valid values: One of the following (not case sensitive): application_control, email, email_monitor, agent_file_monitor, ftp, remote_file_monitor, indesca / universal_command / ucmd, manual, sap, sql, stored_procedure, system_monitor, task_monitor, timer, universal, unix, variable_monitor, web_service, windows, workflow, zos. To list task instances for all task types, enter <type></type> in the request.	N	
updateTime	n/a	If updateTimeType = Offset; -offset period.	Valid values: <ul style="list-style-type: none"> • mn (minutes) • h (hours) • d (days) <p>Default is d.</p> <p>Examples: -5d (last 5 days), -30mn (last 30 minutes), -6h (last 6 hours), -7 (last 7 days).</p> <p>If updateTimeType is Since; date/time value (yyyy-MM-dd [HH:mm:ss])</p> <p>Note  The time is relative to the Time Zone specified for the User.</p>	Y (if updateTimeType is Offset, Since, or Older Than.)	
updateTimeType	n/a	Type of updateTime.	Valid values: <ul style="list-style-type: none"> • As String = Today, As Value = 1 • As String = Offset, As Value = 2 • As String = Since, As Value = 3 • As String = Older Than, As Value = 4 	N	
workflowDefinitionId	n/a	sys_id of the parent workflow task definition for the Task Instance (if it was invoked from a Workflow).		N	workflowDefinitionName
workflowDefinitionName	n/a	Name of the parent workflow task definition for the Task Instance (if it was invoked from a Workflow).		N	workflowDefinitionId

workflowInstanceCriteria	n/a	Specification for how workflowInstanceName finds the matching workflow.	Valid values: <ul style="list-style-type: none"> As String = Oldest Active Instance, As Value = 1 As String = Newest Active Instance, As Value = 2 As String = Oldest Instance, As Value = 3 As String = Newest Instance, As Value = 4 Default is Oldest Active Instance (1). Note  Values with an underscore characters (_) instead of spaces also are supported (for example, oldest_active_instance).	N	
workflowInstanceId	n/a	sys_id of the parent workflow task instance. Only task instances within this workflow task instance will be listed.		N	workflowInstanceName
workflowInstanceName	Workflow	Name of the parent workflow task instance. Only task instances within this workflow task instance will be listed.		N	workflowInstanceId

Task Instance Status Types

The following table describes all possible task instance statuses for all task types.

Note

 The format of multi-word task status names specified in the [Task Instance Status](#) Web Service differs from the format of task status names used in the Controller [user interface](#). In [Task Instance Status](#), the words are separated by an underscore character; in the user interface, they are separated by a space.

Status Name	Status Code	Task Type	Description
Action_Required	60	Manual	When a manual task launches, it goes into Action Required status, meaning a user must perform some manual activity. For details, see Manual task .
Cancel_Pending	99	Agent-based	A process running on the Agent needs to be terminated. When the Cancel command is issued, the task instance will go into a Cancel Pending status until the Agent reports back that the process has been cancelled. At that point, the task instance will transition into the Cancelled status.
Cancelled	130	All	The task was cancelled by a user.
Confirmation_Required	125	z/OS	If you make JCL changes and restart a z/OS task, Universal Controller will put the task into Confirmation Required status and prompt you for a confirmation. For detailed processing steps, see Rerunning a z/OS Task .
Defined	0	All	The new task instance has been created (the task has been launched).
Exclusive_Requested	22	All	All tasks with a mutually exclusive task defined go immediately to a status of Exclusive Requested. If the task is available to run exclusively, the task then moves to the next appropriate processing status.
Exclusive_Wait	23	All	The task is mutually exclusive with one or more other tasks, and it is waiting for those tasks to finish before it will run.
Execution_Wait	33	Agent-based	The task must wait to be completed; either the Agent/Agent Cluster running the task has reached its Task Execution Limit, or the ability of the Agent/Agent Cluster to run tasks has been suspended .

Failed	140	All*	The task ran to a failure status.
Finished	190	All	The task was forced by the user to finish. The user may do this in cases where the task had a Cancelled or Failed status, and the user needed to release other task instances depending on the successful completion of this task instance in a workflow. For more information, see Force Finishing a Task .
Held	20	All	The task has been put on hold by a user.
In_Doubt	110	Agent-based	The Agent is "in doubt" about the current status of the task instance. This may occur if an Agent or Agent connection goes down. In this case, the Agent restarts and reviews its data about tasks in progress. If the Agent finds a task still running, it resumes normal monitoring. If the Agent cannot find the task, this usually indicates that the task completed, but the Agent considers the task status to be "in doubt."
Queued	40	Agent-based	The task has been queued on a resource.
Resource_Req uested	25	All	All tasks with a virtual resource defined go immediately to a status of Resource Requested. If the resource is available, the task then moves to the next appropriate processing status.
Resource_Wait	30	All	All tasks with a virtual resource defined go immediately to a status of Resource Requested. If the resource is not available, the task goes to a status of Resource Wait. When the resource becomes available, the task moves to the next appropriate processing status
Running	80	All	The task is running. For Agent-based tasks, the Agent has started running the program.
Running /Problems	81	Workflow	One or more tasks within the workflow has one of the following statuses: <ul style="list-style-type: none"> • Cancelled • Confirmation Required • Failure • In Doubt • Running/Problems (for sub-workflows) • Start Failure • Undeliverable
Skipped	180	All	The task was skipped by a user.
Start Failure	120	All	The task was unable to start.
Started	70	Agent-based, Manual	The task has started. For Agent-based tasks, this means the Agent has received the task.
Submitted	43	z/OS	The task has been submitted to the z/OS Job Entry subsystem and scheduled by the z/OS Job Scheduler.
Success	200	All	The task has completed successfully. Workflows will transition to Success status when all of its tasks have transitioned to Success, Finished, or Skipped status.
Time_Wait	15	All (except Timer)	The task is waiting to start based on a Wait To Start and/or Delay On Start specification.
Undeliverable	35	Agent-based	The Agent is unavailable.
Waiting	10	All	The task has been loaded by a workflow and is waiting on a predecessor.

* Workflows cannot go to Failed status.

List Task Instance Variables (Show Variables)

	Description
URI	http://host_name/uc/resources/taskinstance/showvariables
HTTP Method	GET
Description	Retrieve the variables for a specific task instance. (Comparable to the Show Variables functionality in the user interface.)

Authentication	HTTP Basic
Example URI	<ul style="list-style-type: none"> http://host_name/uc/resources/taskinstance/showvariables?taskinstancename=Complete_Order http://host_name/uc/resources/taskinstance/showvariables?taskinstancename=Complete_Order&fetchglobal=true http://host_name/uc/resources/taskinstance/showvariables?taskinstanceid=1540493193934844131JT6DW8IKYH2MM
Consumes Content-Type	n/a
Produces Content-Type	application/xml, application/json
Example URI Properties	See List Task Instance Variables: Example URI Properties .
Example Response	See List Task Instance Variables: XML and JSON Response Examples .

List Task Instance Variables (Show Variables): XML and JSON Response Examples

XML	JSON
<pre><showVariables><instanceName>Complete_Order</instanceName><instanceId>1540493193934844131JT6DW8IKYH2MM</instanceId><status>Running</status><statusDescription></statusDescription><invokedBy>Workflow: Submit_Order_Sub_Workflow</invokedBy><executionUser>ops.admin</executionUser><variables><variable><name>ops_agent_id</name><value>c140722e9a744fcfb648388aald7f733</value><instanceName>Complete_Order</instanceName><instanceId>1540493193934844131JT6DW8IKYH2MM</instanceId></variable><variable><name>ops_attempt</name><value>1</value><instanceName>Complete_Order</instanceName><instanceId>1540493193934844131JT6DW8IKYH2MM</instanceId></variable><variable><name>ops_avg_estimated_end_time</name><value>2018-10-25 16:49:30 -0400</value><instanceName>Complete_Order</instanceName><instanceId>1540493193934844131JT6DW8IKYH2MM</instanceId></variable><variable><name>ops_cluster_hostname</name><value>jmwin7</value><instanceName>Complete_Order</instanceName><instanceId>1540493193934844131JT6DW8IKYH2MM</instanceId></variable><variable><name>ops_cluster_id</name><value>jmwin7:9081-ops6204</value><instanceName>Complete_Order</instanceName><instanceId>1540493193934844131JT6DW8IKYH2MM</instanceId></variable><variable><name>ops_cluster_ipaddr</name><value>10.253.1.49</value><instanceName>Complete_Order</instanceName><instanceId>1540493193934844131JT6DW8IKYH2MM</instanceId></variable><variable><name>ops_cluster_mode</name><value>Active</value><instanceName>Complete_Order</instanceName><instanceId>1540493193934844131JT6DW8IKYH2MM</instanceId></variable><variable><name>ops_cluster_name</name><value>jmwin7:9081-ops6204</value><instanceName>Complete_Order</instanceName><instanceId>1540493193934844131JT6DW8IKYH2MM</instanceId></variable><variable><name>ops_cluster_start_time</name><value>2018-10-25 14:46:33 -0400</value><instanceName>Complete_Order</instanceName><instanceId>1540493193934844131JT6DW8IKYH2MM</instanceId></variable><variable><name>ops_cluster_uptime</name><value>2 Hours 1 Minute 5 Seconds</value><instanceName>Complete_Order</instanceName><instanceId>1540493193934844131JT6DW8IKYH2MM</instanceId></variable><variable><name>ops_cmd</name><value>C:\orders\bin\do_order.bat</value><instanceName>Complete_Order</instanceName><instanceId>1540493193934844131JT6DW8IKYH2MM</instanceId></variable><variable><name>ops_cmd_parms</name><value>C:\orders\342\67.csv</value><instanceName>Complete_Order</instanceName><instanceId>1540493193934844131JT6DW8IKYH2MM</instanceId></variable><variable><name>ops_custom_field1</name><value></value><instanceName>Complete_Order</instanceName><instanceId>1540493193934844131JT6DW8IKYH2MM</instanceId></variable><variable><name>ops_custom_field2</name><value></value><instanceName>Complete_Order</instanceName><instanceId>1540493193934844131JT6DW8IKYH2MM</instanceId></variable><variable><name>ops_description</name><value></value><instanceName>Complete_Order</instanceName><instanceId>1540493193934844131JT6DW8IKYH2MM</instanceId></variable><variable><name>ops_execution_user</name><value>ops.admin</value><instanceName>Complete_Order</instanceName><instanceId>1540493193934844131JT6DW8IKYH2MM</instanceId></variable><variable><name>ops_exit_code</name><value>0</value><instanceName>Complete_Order</instanceName><instanceId>1540493193934844131JT6DW8IKYH2MM</instanceId></variable><variable><name>ops_highest_estimated_end_time</name><value>2018-10-25 16:53:00 -0400</value><instanceName>Complete_Order</instanceName><instanceId>1540493193934844131JT6DW8IKYH2MM</instanceId></variable><variable><name>ops_launch_time</name><value>2018-10-25 16:48:00 -0400</value><instanceName>Complete_Order</instanceName><instanceId>1540493193934844131JT6DW8IKYH2MM</instanceId></variable><variable><name>ops_lowest_estimated_end_time</name><value>2018-10-25 16:48:00 -0400</value><instanceName>Complete_Order</instanceName><instanceId>1540493193934844131JT6DW8IKYH2MM</instanceId></variable><variable><name>ops_queued_time</name><value>2018-10-25 16:48:00 -0400</value><instanceName>Complete_Order</instanceName><instanceId>1540493193934844131JT6DW8IKYH2MM</instanceId></variable><variable><name>ops_retry_count</name><value>0</value><instanceName>Complete_Order</instanceName><instanceId>1540493193934844131JT6DW8IKYH2MM</instanceId></variable><variable><name>ops_retry_interval</name><value>60</value><instanceName>Complete_Order</instanceName><instanceId>1540493193934844131JT6DW8IKYH2MM</instanceId></variable><variable><name>ops_retry_maximum</name><value>0</value><instanceName>Complete_Order</instanceName><instanceId>1540493193934844131JT6DW8IKYH2MM</instanceId></variable></variables></showVariables></pre>	<pre>{ "instanceName": "Complete_Order", "instanceId": "1540493193934844131JT6DW8IKYH2MM", "status": "Running", "statusDescription": "", "invokedBy": "Workflow: Submit_Order_Sub_Workflow", "executionUser": "ops.admin", "variables": [{ "name": "ops_agent_id", "value": "c140722e9a744fcfb648388aald7f733" }, { "name": "ops_attempt", "value": "1" }, { "name": "ops_avg_estimated_end_time", "value": "2018-10-25 16:49:30 -0400" }, { "name": "ops_cluster_hostname", "value": "jmwin7" }, { "name": "ops_cluster_id", "value": "jmwin7:9081-ops6204" }, { "name": "ops_cluster_ipaddr", "value": "10.253.1.49" }, { "name": "ops_cluster_mode", "value": "Active" }, { "name": "ops_cluster_name", "value": "jmwin7:9081-ops6204" }, { "name": "ops_cluster_start_time", "value": "2018-10-25 14:46:33 -0400" }, { "name": "ops_cluster_uptime", "value": "2 Hours 1 Minute 5 Seconds" }, { "name": "ops_cmd", "value": "C:\\orders\\bin\\do_order.bat" }, { "name": "ops_cmd_parms", "value": "C:\\orders\\342\\67.csv" }, { "name": "ops_custom_field1", "value": "" }, { "name": "ops_custom_field2", "value": "" }, { "name": "ops_description", "value": "" }, { "name": "ops_execution_user", "value": "ops.admin" }, { "name": "ops_exit_code", "value": "0" }, { "name": "ops_highest_estimated_end_time", "value": "2018-10-25 16:53:00 -0400" }, { "name": "ops_launch_time", "value": "2018-10-25 16:48:00 -0400" }, { "name": "ops_lowest_estimated_end_time", "value": "2018-10-25 16:48:00 -0400" }, { "name": "ops_queued_time", "value": "2018-10-25 16:48:00 -0400" }, { "name": "ops_retry_count", "value": "0" }, { "name": "ops_retry_interval", "value": "60" }, { "name": "ops_retry_maximum", "value": "0" }] }</pre>

```

/variable><variable><name>ops_script_id</name><value></value><instanceName>Complete_Order<
/instanceName><instanceId>1540493193934844131JT6DW8IKYH2MM</instanceId></variable><variable><name>ops_script_name</name><value><
/value><instanceName>Complete_Order</instanceName><instanceId>1540493193934844131JT6DW8IKYH2MM</instanceId><
/variable><variable><name>ops_script_params</name><value></value><instanceName>Complete_Order<
/instanceName><instanceId>1540493193934844131JT6DW8IKYH2MM</instanceId></variable><variable><name>ops_start_time</name><value>2018-10-25
16:48:00 -0400</value><instanceName>Complete_Order</instanceName><instanceId>1540493193934844131JT6DW8IKYH2MM</instanceId><
/variable><variable><name>ops_status</name><value>RUNNING</value><instanceName>Complete_Order<
/instanceName><instanceId>1540493193934844131JT6DW8IKYH2MM</instanceId></variable><variable><name>ops_status_description</name><value><
/value><instanceName>Complete_Order</instanceName><instanceId>1540493193934844131JT6DW8IKYH2MM</instanceId><
/variable><variable><name>ops_system_identifer</name><value>DEV</value><instanceName>Complete_Order<
/instanceName><instanceId>1540493193934844131JT6DW8IKYH2MM</instanceId></variable><variable><name>ops_task_id<
/name><value>1540493193934844131JT6DW8IKYH2MM</value><instanceName>Complete_Order<
/instanceName><instanceId>1540493193934844131JT6DW8IKYH2MM</instanceId></variable><variable><name>ops_task_name<
/name><value>Complete_Order</value><instanceName>Complete_Order</instanceName><instanceId>1540493193934844131JT6DW8IKYH2MM</instanceId><
/variable><variable><name>ops_task_ref_count</name><value>2</value><instanceName>Complete_Order<
/instanceName><instanceId>1540493193934844131JT6DW8IKYH2MM</instanceId></variable><variable><name>ops_task_time_zone</name><value>America
/New_York</value><instanceName>Complete_Order</instanceName><instanceId>1540493193934844131JT6DW8IKYH2MM</instanceId><
/variable><variable><name>ops_task_type</name><value>Windows</value><instanceName>Complete_Order<
/instanceName><instanceId>1540493193934844131JT6DW8IKYH2MM</instanceId></variable><variable><name>ops_task_type_value</name><value>3<
/value><instanceName>Complete_Order</instanceName><instanceId>1540493193934844131JT6DW8IKYH2MM</instanceId><
/variable><variable><name>ops_top_level_workflow_id</name><value>1540493193934840131AAC49YBBVB4BB</value><instanceName>Complete_Order<
/instanceName><instanceId>1540493193934844131JT6DW8IKYH2MM</instanceId></variable><variable><name>ops_vertex_id</name><value>2<
/value><instanceName>Complete_Order</instanceName><instanceId>1540493193934844131JT6DW8IKYH2MM</instanceId><
/variable><variable><name>ops_workflow_id</name><value>1540493193934842131RCD2RVA60QX9G</value><instanceName>Complete_Order<
/instanceName><instanceId>1540493193934844131JT6DW8IKYH2MM</instanceId></variable><variable><name>ops_workflow_name<
/name><value>Submit_Order_Sub_Workflow</value><instanceName>Complete_Order</instanceName><instanceId>1540493193934844131JT6DW8IKYH2MM<
/instanceId></variable><variable><name>order_file</name><value>C:\orders\${client_no}\${order_no}.csv</value><valueResolved>\orders\342\67.
csv</valueResolved><instanceName>Complete_Order</instanceName><instanceId>1540493193934844131JT6DW8IKYH2MM</instanceId><
/variable><variable><name>order_no</name><value>67</value><instanceName>Submit_Order_Sub_Workflow<
/instanceName><instanceId>1540493193934842131RCD2RVA60QX9G</instanceId><inherited>true</inherited></variable><variable><name>recipients<
/name><value>${client_contact}, orders@stonebranch.com</value><valueResolved>client@stonebranch.com, orders@stonebranch.com<
/valueResolved><instanceName>Submit_Order_Sub_Workflow</instanceName><instanceId>1540493193934842131RCD2RVA60QX9G<
/instanceId><inherited>true</inherited></variable><variable><name>client_contact</name><value>client@stonebranch.com<
/value><instanceName>Client_Workflow</instanceName><instanceId>1540493193934840131AAC49YBBVB4BB</instanceId><inherited>true</inherited><
/variable><variable><name>client_no</name><value>342</value><instanceName>Client_Workflow<
/instanceName><instanceId>1540493193934840131AAC49YBBVB4BB</instanceId><inherited>true</inherited></variable><variable><name>ops_time_zone<
/name><value>America/New_York</value><instanceName>Client_Workflow</instanceName><instanceId>1540493193934840131AAC49YBBVB4BB<
/instanceId><inherited>true</inherited></variable><variable><name>ops_trigger_name</name><value>Client_Workflow #TRIGGER#<
/value><instanceName>Client_Workflow</instanceName><instanceId>1540493193934840131AAC49YBBVB4BB</instanceId><inherited>true</inherited><
/variable><variable><name>ops_trigger_time</name><value>2018-10-25 16:48:00 -0400</value><instanceName>Client_Workflow<
/instanceName><instanceId>1540493193934840131AAC49YBBVB4BB</instanceId><inherited>true</inherited><
/variable><variable><name>ops_trigger_time_tz</name><value>2018-10-25 16:48:00 -0400</value><instanceName>Client_Workflow<
/instanceName><instanceId>1540493193934840131AAC49YBBVB4BB</instanceId><inherited>true</inherited></variable><variable><name>recipients<
/name><value>${client_contact}</value><valueResolved>client@stonebranch.com</valueResolved><instanceName>Client_Workflow<
/instanceName><instanceId>1540493193934840131AAC49YBBVB4BB</instanceId><inherited>false</inherited><
/variable><variable><name>DATE_YYYY_MM_DD</name><value>${_date('yyyy-MM-dd')}</value><valueResolved>2018-10-25<
/valueResolved><inherited>true</inherited></variable></variables></showVariables>

```

```

" c140722e9a7
44fcfb648388
aald7f733" ,
" instanceNam
e":
"Complete_Or
der" ,
" instanceId"
:
"15404931939
34844131JT6D
W8IKYH2MM"
},
{
" name":
"ops_attempt
",
" value":
"1",
" instanceNam
e":
"Complete_Or
der" ,
" instanceId"
:
"15404931939
34844131JT6D
W8IKYH2MM"
},
{
" name":
"ops_avg_est
imated_end_t
ime" ,
" value":
"2018-10-25
16:49:30
-0400" ,
" instanceNam
e":
"Complete_Or
der" ,
" instanceId"
:
"15404931939
34844131JT6D
W8IKYH2MM"
},
{
" name":
"ops_cluster

```

```

_hostname",
"value":
"jmw7in",
"instanceName":
"Complete_Order",
"instanceId":
"1540493193934844131JT6DW8IKYH2MM",
"name":
"ops_cluster_id",
"value":
"jmw7in:9081-ops6204",
"instanceName":
"Complete_Order",
"instanceId":
"1540493193934844131JT6DW8IKYH2MM",
"name":
"ops_cluster_ipaddr",
"value":
"10.253.1.49",
"instanceName":
"Complete_Order",
"instanceId":
"1540493193934844131JT6DW8IKYH2MM",
"name":

```

```

"ops_cluster
_mode",

"value":
"Active",

"instanceNam
e":
"Complete_Or
der",

"instanceId"
:
"15404931939
34844131JT6D
W8IKYH2MM"
},
{

"name":
"ops_cluster
_name",

"value":
"jmwini7:
9081-
ops6204",

"instanceNam
e":
"Complete_Or
der",

"instanceId"
:
"15404931939
34844131JT6D
W8IKYH2MM"
},
{

"name":
"ops_cluster
_start_time"
,

"value":
"2018-10-25
14:46:33
-0400",

"instanceNam
e":
"Complete_Or
der",

"instanceId"
:
"15404931939
34844131JT6D
W8IKYH2MM"
},

```

```

        {
            "name":
            "ops_cluster
            _uptime",
            "value": "2
            Hours 2
            Minutes 5
            Seconds",
            "instanceName":
            "Complete_Order",
            "instanceId":
            :
            "15404931939
            34844131JT6D
            W8IKYH2MM"
            },
            {
            "name":
            "ops_cmd",
            "value": "C:
            \\orders\\bin\\do_order.
            bat",
            "instanceName":
            "Complete_Order",
            "instanceId":
            :
            "15404931939
            34844131JT6D
            W8IKYH2MM"
            },
            {
            "name":
            "ops_cmd_params",
            "value": "C:
            \\orders\\34
            2\\67.csv",
            "instanceName":
            "Complete_Order",
            "instanceId":
            :
            "15404931939
            34844131JT6D
    
```



```
W8IKYH2MM"
    },
    {
      "name":
      "ops_custom_
      field1",
      "value": "",
      "instanceName":
      "Complete_Order",
      "instanceId":
      :
      "15404931939
      34844131JT6D
      W8IKYH2MM"
    },
    {
      "name":
      "ops_custom_
      field2",
      "value": "",
      "instanceName":
      "Complete_Order",
      "instanceId":
      :
      "15404931939
      34844131JT6D
      W8IKYH2MM"
    },
    {
      "name":
      "ops_description",
      "value": "",
      "instanceName":
      "Complete_Order",
      "instanceId":
      :
      "15404931939
      34844131JT6D
      W8IKYH2MM"
    },
    {
      "name":
```

```

"ops_executi
on_user",

"value":
"ops.admin",

"instanceNam
e":
"Complete_Or
der",

"instanceId"
:
"15404931939
34844131JT6D
W8IKYH2MM"
},
{

"name":
"ops_exit_co
de",

"value":
"0",

"instanceNam
e":
"Complete_Or
der",

"instanceId"
:
"15404931939
34844131JT6D
W8IKYH2MM"
},
{

"name":
"ops_highest
_estimated_e
nd_time",

"value":
"2018-10-25
16:53:00
-0400",

"instanceNam
e":
"Complete_Or
der",

"instanceId"
:
"15404931939
34844131JT6D
W8IKYH2MM"
},
{

```

```

"name":
"ops_launch_
time",

"value":
"2018-10-25
16:48:00
-0400",

"instanceNam
e":
"Complete_Or
der",

"instanceId"
:
"15404931939
34844131JT6D
W8IKYH2MM"
    },
    {

"name":
"ops_lowest_
estimated_en
d_time",

"value":
"2018-10-25
16:48:00
-0400",

"instanceNam
e":
"Complete_Or
der",

"instanceId"
:
"15404931939
34844131JT6D
W8IKYH2MM"
    },
    {

"name":
"ops_queued_
time",

"value":
"2018-10-25
16:48:00
-0400",

"instanceNam
e":
"Complete_Or
der",

"instanceId"
:
"15404931939

```

```

34844131JT6D
W8IKYH2MM"
    },
    {
      "name":
      "ops_retry_c
ount",
      "value":
      "0",
      "instanceNam
e":
      "Complete_Or
der",
      "instanceId"
      :
      "15404931939
34844131JT6D
W8IKYH2MM"
    },
    {
      "name":
      "ops_retry_i
nterval",
      "value":
      "60",
      "instanceNam
e":
      "Complete_Or
der",
      "instanceId"
      :
      "15404931939
34844131JT6D
W8IKYH2MM"
    },
    {
      "name":
      "ops_retry_m
aximum",
      "value":
      "0",
      "instanceNam
e":
      "Complete_Or
der",
      "instanceId"
      :
      "15404931939
34844131JT6D
W8IKYH2MM"
    }
  ]
}

```

```
    },  
    {  
      "name":  
      "ops_script_  
      id",  
      "value": "",  
      "instanceNam  
      e":  
      "Complete_Or  
      der",  
      "instanceId"  
      :  
      "15404931939  
      34844131JT6D  
      W8IKYH2MM"  
    },  
    {  
      "name":  
      "ops_script_  
      name",  
      "value": "",  
      "instanceNam  
      e":  
      "Complete_Or  
      der",  
      "instanceId"  
      :  
      "15404931939  
      34844131JT6D  
      W8IKYH2MM"  
    },  
    {  
      "name":  
      "ops_script_  
      parms",  
      "value": "",  
      "instanceNam  
      e":  
      "Complete_Or  
      der",  
      "instanceId"  
      :  
      "15404931939  
      34844131JT6D  
      W8IKYH2MM"  
    },  
    {  
      "name":  
      "ops_start_t
```

```

ime",
  "value":
  "2018-10-25
  16:48:00
  -0400",
  "instanceName":
  "Complete_Order",
  "instanceId":
  :
  "15404931939
  34844131JT6D
  W8IKYH2MM"
  },
  {
    "name":
    "ops_status"
    ,
    "value":
    "RUNNING",
    "instanceName":
    "Complete_Order",
    "instanceId":
    :
    "15404931939
    34844131JT6D
    W8IKYH2MM"
    },
    {
      "name":
      "ops_status_
      description"
      ,
      "value": " ",
      "instanceName":
      "Complete_Order",
      "instanceId":
      :
      "15404931939
      34844131JT6D
      W8IKYH2MM"
      },
      {
        "name":
        "ops_system_

```

```
    "value":  
    "DEV",  
  
    "instanceName":  
    "Complete_Order",  
  
    "instanceId":  
    :  
    "15404931939  
34844131JT6D  
W8IKYH2MM"  
    },  
    {  
  
    "name":  
    "ops_task_id"  
    ,  
  
    "value":  
    "15404931939  
34844131JT6D  
W8IKYH2MM",  
  
    "instanceName":  
    "Complete_Order",  
  
    "instanceId":  
    :  
    "15404931939  
34844131JT6D  
W8IKYH2MM"  
    },  
    {  
  
    "name":  
    "ops_task_name",  
  
    "value":  
    "Complete_Order",  
  
    "instanceName":  
    "Complete_Order",  
  
    "instanceId":  
    :  
    "15404931939  
34844131JT6D  
W8IKYH2MM"  
    },  
    {  
  
    "name":
```

```

"ops_task_re
f_count",

"value":
"2",

"instanceNam
e":
"Complete_Or
der",

"instanceId"
:
"15404931939
34844131JT6D
W8IKYH2MM"
},
{

"name":
"ops_task_ti
me_zone",

"value":
"America
/New_York",

"instanceNam
e":
"Complete_Or
der",

"instanceId"
:
"15404931939
34844131JT6D
W8IKYH2MM"
},
{

"name":
"ops_task_ty
pe",

"value":
"Windows",

"instanceNam
e":
"Complete_Or
der",

"instanceId"
:
"15404931939
34844131JT6D
W8IKYH2MM"
},
{

"name":
"ops_task_ty

```



```

pe_value",
"value":
"3",
"instanceName":
"Complete_Order",
"instanceId":
"15404931939
34844131JT6D
W8IKYH2MM"
},
{
"name":
"ops_top_level_workflow_id",
"value":
"15404931939
34840131AAC4
9YBBVB4BB",
"instanceName":
"Complete_Order",
"instanceId":
"15404931939
34844131JT6D
W8IKYH2MM"
},
{
"name":
"ops_vertex_id",
"value":
"2",
"instanceName":
"Complete_Order",
"instanceId":
"15404931939
34844131JT6D
W8IKYH2MM"
},
"name":

```

```

"ops_workflo
w_id",

"value":
"15404931939
34842131RCD2
RVA6OQX9G",

"instanceNam
e":
"Complete_Or
der",

"instanceId"
:
"15404931939
34844131JT6D
W8IKYH2MM"
},
{

"name":
"ops_workflo
w_name",

"value":
"Submit_Orde
r_Sub_Workfl
ow",

"instanceNam
e":
"Complete_Or
der",

"instanceId"
:
"15404931939
34844131JT6D
W8IKYH2MM"
},
{

"name":
"order_file"
,

"value": "C:
\\orders\\${
client_no}
\\${order_no
}.csv",

"valueResolv
ed":
"\\orders\\3
42\\67.csv",

"instanceNam
e":
"Complete_Or
der",

```

```

"instanceId"
:
"15404931939
34844131JT6D
W8IKYH2MM"
},
{

"name":
"order_no",

"value":
"67",

"instanceName":
"Submit_Order_Sub_Workflow",

"instanceId"
:
"15404931939
34842131RCD2
RVA6OQX9G",

"inherited":
true
},
{

"name":
"recipients"
,

"value":
"${client_contact},
orders@stonebranch.com",

"valueResolved":
"client@stonebranch.com,
orders@stonebranch.com",

"instanceName":
"Submit_Order_Sub_Workflow",

"instanceId"
:
"15404931939
34842131RCD2
RVA6OQX9G",

"inherited":

```

```

true
    },
    {
      "name":
      "client_cont
      act",
      "value":
      "client@ston
      ebranch.
      com",
      "instanceNam
      e":
      "Client_Work
      flow",
      "instanceId"
      :
      "15404931939
      34840131AAC4
      9YBBVB4BB",
      "inherited":
      true
    },
    {
      "name":
      "client_no",
      "value":
      "342",
      "instanceNam
      e":
      "Client_Work
      flow",
      "instanceId"
      :
      "15404931939
      34840131AAC4
      9YBBVB4BB",
      "inherited":
      true
    },
    {
      "name":
      "ops_time_zo
      ne",
      "value":
      "America
      /New_York",
      "instanceNam
      e":
      "Client_Work
  
```



```

"name":
"ops_trigger
_time_tz",

"value":
"2018-10-25
16:48:00
-0400",

"instanceName":
"Client_Work
flow",

"instanceId":
:
"15404931939
34840131AAC4
9YBBVB4BB",

"inherited":
true
    },
    {

"name":
"recipients"
,

"value":
"${client_co
ntact}",

"valueResolv
ed":
"client@ston
ebranch.
com",

"instanceName":
"Client_Work
flow",

"instanceId":
:
"15404931939
34840131AAC4
9YBBVB4BB",

"inherited":
false
    },
    {

"name":
"DATE_YYYY_M
M_DD",

"value":
"${_date

```

```

('yyyy-MM-dd' )",
"valueResolved": "2018-10-25",
"inherited": true
    }
  ]
}
    
```

List Task Instance Variables (Show Variables): Example URI Properties

	UI Field Name	Description	Specifications	Required	Mutually Exclusive With
criteria	n/a	Used if <code>taskinstancename</code> is specified; Specific task instance with this <code>taskinstancename</code> .	String; URI parameter. Valid values: <ul style="list-style-type: none"> As String = Oldest Active Instance, As Value = 1 As String = Newest Active Instance, As Value = 2 As String = Oldest Instance, As Value = 3 As String = Newest Instance, As Value = 4 Default is Oldest Active Instance (1).	N	
taskinstanceid	UUID	UUID of the task instance for which you want to list variables.	String; URI parameter.	Y (unless <code>taskinstancename</code> is specified.)	taskinstancename
taskinstancename	Instance Name	Name of the task instance for which you want to list variables.	String; URI parameter.	Y (unless <code>taskinstanceid</code> is specified.)	taskinstanceid
workflowInstanceName	Workflow	Name of the parent Workflow of the task instance.	You can select to display the Workflow field on the Activity Monitor and/or Task Instances List; it is not displayed in the Task Instance Details.	N	

Release a Task Instance from Hold

	Description
URI	http://host_name/uc/resources/taskinstance/release
HTTP Method	POST


Description	<p>Releases the specified task instance from hold.</p> <p>For Workflow task instances, if the <code>recursive</code> property is set to true, all children task instances will be released from hold.</p> <p>See Releasing a Task Instance from Hold for a description of behavior and restrictions.</p>
Authentication	HTTP Basic
Example URI	http://localhost:8080/uc/resources/taskinstance/release
Consumes Content-Type	application/xml, application/json
Produces Content-Type	application/xml, application/json
Example Request	See Release a Task Instance from Hold: XML and JSON Examples .
Request Properties	See Release a Task Instance from Hold: Request Properties
Example Response	See Release a Task Instance from Hold: XML and JSON Examples .

Release a Task Instance from Hold: XML and JSON Examples

Examples	XML	JSON
Example Request	<pre><task-instance><id>1464817327170011848D633V6106ENQ7</id><recursive>true</recursive></task-instance></pre> <p>or</p> <pre><task-instance><name>Timer 60</name><criteria>Newest Instance</criteria><workflowInstanceName>test</workflowInstanceName></task-instance></pre>	<pre>{ "name": "Task 1", "criteria": "Newest Instance", "workflowInstanceName": "Test" }</pre>
Example Response	<pre><command-response><type>release</type><success>true</success><info>Command Release executed successfully against task instance "Timer 60".</info><errors /></command-response></pre>	<pre>{ "type": "release", "success": true, "info": "Command Release executed successfully against task instance \"Task 1\".", "errors": "" }</pre>

Release a Task Instance from Hold: Request Properties

Property	UI Field Name	Description	Specifications	Required	Mutually Exclusive With

criteria	n/a	Specific task instance with this task instance name which you want to release from hold.	Valid values: <ul style="list-style-type: none"> As String = Oldest Active Instance, As Value = 1 As String = Newest Active Instance, As Value = 2 As String = Oldest Instance, As Value = 3 As String = Newest Instance, As Value = 4 Default is Oldest Active Instance (1). Note  Values with an underscore characters (_) instead of spaces also are supported (for example, oldest_active_instance).	N	
id	n/a	sys_id used within the Controller to identify this task instance.		Y (unless name is specified)	name
name	Instance Name	Name of the task instance		Y (unless id is specified)	id
recursive	n/a	For Workflow task instances only; Specification for whether or not to release from hold all children task instances of the task instance.	Boolean; Valid values: true/false. Default is false.	N	
workflowInstanceName	Workflow	Name of the parent Workflow of the task instance.	You can select to display the Workflow field on the Activity Monitor and/or Task Instances List; it is not displayed in the Task Instance Details.	N	


Rerun a Task Instance

	Description
URI	http://host_name/uc/resources/taskinstance/rerun
HTTP Method	POST
Description	Rerun a task instance.
Example URI	http://localhost:8080/uc/resources/taskinstance/rerun
Authentication	HTTP Basic
Consumes Content-Type	application/xml, application/json
Produces Content-Type	application/xml, application/json
Example Request	See Rerun a Task Instance: XML and JSON Examples .
Request Properties	See Rerun a Task Instance: Request Properties .
Example Response	See Rerun a Task Instance: XML and JSON Examples .

Rerun a Task Instance: XML and JSON Examples


Examples	XML	JSON
Example Request	<pre><task-instance><id>1464817327170011848D633V6106ENQ7</id></task-instance></pre> <p>or</p> <pre><task-instance><name>Timer 60</name><criteria>Newest Instance</criteria><workflowInstanceName>test</workflowInstanceName></task-instance></pre> <p>or</p> <pre><task-instance><id>1464817327170011848D633V6106ENQ7</id><taskStatus>Success</taskStatus><recursive>true</recursive></task-instance></pre>	<pre>{ "name": "Task 1", "criteria": "Newest Instance", "workflowInstanceName": "Test" }</pre>
Example Response	<pre><command-response><type>rerun</type><success>true</success><info>Command Re-run executed successfully against task instance "test".</info><errors /></command-response></pre>	<pre>{ "type": "rerun", "success": true, "info": "Command Re-run executed successfully against task instance \"Task 1\".", "errors": "" }</pre>

Rerun a Task Instance: Request Properties

Property	UI Field Name	Description	Specifications	Required	Mutually Exclusive With
criteria	n/a	Specific task instance with this task instance name that you want to rerun.	<p>Valid values:</p> <ul style="list-style-type: none"> As String = Oldest Active Instance, As Value = 1 As String = Newest Active Instance, As Value = 2 As String = Oldest Instance, As Value = 3 As String = Newest Instance, As Value = 4 <p>Default is Oldest Active Instance (1).</p> <p>Note  Values with an underscore characters (_) instead of spaces also are supported (for example, oldest_active_instance).</p>	N	

id	n/a	<code>sys_id</code> used within the Controller to identify this task instance.		Y (unless name is specified)	name
name	Instance Name	Name of the task instance.		Y (unless id is specified)	id
recursive	n/a	Indication of whether or not tasks within sub-workflows will qualify for rerun.	Valid values: true/false. Default is false.	N	
taskStatus	Status	If matched task instance is workflow type; List of comma-separated status codes or case-insensitive status names. All tasks within the matching workflow with a matching status will be queued for rerun.	Valid statuses: <ul style="list-style-type: none"> Start_Failure (120) Cancelled (130) Failed (140) Finished (190) Success (200) 	N	
workflowInstanceName	Workflow	Name of the parent Workflow of the task instance.	You can select to display the Workflow field on the Activity Monitor and/or Task Instances List; it is not displayed in the Task Instance Details.	N	


Retrieve Task Instance Output

	Description
URI	http://host_name/uc/resources/taskinstance/retrieveoutput
HTTP Method	GET
Description	Retrieves the output of a task instance. Note  When Universal Controller requests the output from the associated Agent, only the output type specified by the <code>outputtype</code> property will be requested. However, the Universal Controller response will also include any output previously associated with the task instance in the database, regardless of output type.
Example URI	<ul style="list-style-type: none"> http://localhost:8080/uc/resources/taskinstance/retrieveoutput?taskinstanceid=14573966811010045745MXV75CR7QE8G&outputtype=STDOUT&numlines=10&startline=2&scantext=test http://localhost:8080/uc/resources/taskinstance/retrieveoutput?taskinstancename=testZosTask&workflowinstancename=testWorkflow
Consumes Content-Type	n/a
Produces Content-Type	application/xml, application/json
Example URI Properties	See Retrieve Task Instance Output: Example URI Properties .
Example Response	See Retrieve Task Instance Output: XML and JSON Response Examples .

Retrieve Task Instance Output: XML and JSON Response Examples

XML	JSON
<pre><taskInstanceOutputs><taskInstanceOutput><attemptCount>1</attemptCount><outputData> test output data </outputData><outputType>STDOUT</outputType></taskInstanceOutput><taskInstanceOutput><attemptCount>1< /attemptCount><outputData>[empty]</outputData><outputType>STDERR</outputType></taskInstanceOutput></taskInstanceOutputs></pre>	<pre>[{ "attemptCount": 1, "outputData": "This is the output.", "outputFileName": null, "outputType": "STDOUT" }, { "attemptCount": 1, "outputData": "[empty]", "outputFileName": null, "outputType": "STDERR" }]</pre>

Retrieve Task Instance Output: Example URI Properties

Property	UI Field Name	Description	Specifications	Required	Mutually Exclusive With
criteria	n/a	Used if <code>taskinstancename</code> is specified; Specific task instance with this <code>taskinstancename</code> .	String; URI parameter. Valid values: <ul style="list-style-type: none"> • As String = Oldest Active Instance, As Value = 1 • As String = Newest Active Instance, As Value = 2 • As String = Oldest Instance, As Value = 3 • As String = Newest Instance, As Value = 4 Default is Oldest Active Instance (1). Note  Values with an underscore characters (<code>_</code>) instead of spaces also are supported (for example, <code>oldest_active_instance</code>).	N	
numlines	Number of Lines	Number of lines to retrieve.	Integer	N	

outputtype	Output Type	Type of task instance output to retrieve.	String; URI parameter. Valid values: <ul style="list-style-type: none"> As String = OUTERR, As Value = 0 As String = STDOUT, As Value = 1 As String = STDERR, As Value = 2 Default is OUTERR (0).	Y (except for z/OS task instances: output defaults to z/OS joblog)	
scantext	Scan Text	Scan the data for the text specified and retrieve only that.	String; URI parameter.	N	
startline	Start Line	Retrieve data beginning at the line indicated.	Integer; URI parameter. Default is 1.	N	
taskinstanceid	UUID	UUID of the task instance for which you want to retrieve output.	String; URI parameter.	Y (unless taskinstance name is specified.)	taskinstance name
taskinstancename	Instance Name	Name of the task instance for which you want to retrieve output.	String; URI parameter.	Y (unless taskinstanceid is specified.)	taskinstanceid
workflowInstanceName	Workflow	Name of the parent Workflow of the task instance.	You can select to display the Workflow field on the Activity Monitor and/or Task Instances List; it is not displayed in the Task Instance Details.	N	

Set or Modify Wait Time/Duration for Task Instance


	Description
URI	http://host_name/uc/resources/taskinstance/settimewait
HTTP Method	POST
Description	Sets or modifies a wait time/duration for a task instance.
Authentication	HTTP Basic
Example URI	http://localhost:8080/uc/resources/taskinstance/settimewait
Consumes Content-Type	application/xml, application/json
Produces Content-Type	application/xml, application/json
Example Request	See Set or Modify Wait Time/Duration for Task Instance: XML and JSON Examples .
Request Properties	See Set or Modify Wait Time/Duration for Task Instance: Request Properties .
Example Response	See Set or Modify Wait Time/Duration for Task Instance: XML and JSON Examples .

Set or Modify Wait Time/Duration for Task Instance: XML and JSON Examples

Examples	XML	JSON
----------	-----	------

<p>Example Request</p>	<pre><task-instance><id>1464817327170011848D633V6106ENQ7</id><waitType>time</waitType><waitTime>00:33</waitTime><delayType>duration</delayType><delayDuration>00:00:00:33</delayDuration></task-instance></pre>	<pre>{ "id": "15137106032955949535QDWA9IA700W", "waitType": "Time", "waitTime": "00:33", "delayType": "duration", "delayDuration": "00:00:00:33" }</pre>
<p>Example Response</p>	<pre><command-response><type>set_timewait</type><success>true</success><info>Successfully set timewait for task instance "test task".</info><errors /></command-response></pre>	<pre>{ "type": "set_timewait", "success": true, "info": "Successfully set timewait for task instance \"Task 1\".", "errors": "" }</pre>

Set or Modify Wait Time/Duration for Task Instance: Request Properties

Property	UI Field Name	Description	Specifications	Required	Mutually Exclusive With
criteria	n/a	Specific task instance with this task instance name which you want to release from hold.	Valid values: <ul style="list-style-type: none"> As String = Oldest Active Instance, As Value = 1 As String = Newest Active Instance, As Value = 2 As String = Oldest Instance, As Value = 3 As String = Newest Instance, As Value = 4 Default is Oldest Active Instance (1). Note  Values with an underscore characters (_) instead of spaces also are supported (for example, oldest_active_instance).	N	
delayDuration	Delay Duration	If waitType is duration; Number of days, hours, minutes, and seconds to delay after starting the task.	Format: DD:HH:MM:SS	Y (if delayType is duration)	
delaySeconds	Delay Duration In Seconds	If delayType is seconds; Number of seconds to delay after starting the task.	Format: SS	Y (if delayType is seconds)	
delayType	Delay On Start	Amount of time to delay the start of a task once it is eligible to start.	Valid values: <ul style="list-style-type: none"> As String = none, As Value = 0 As String = duration, As Value = 2 As String = seconds, As Value = 3 	Y (unless wait Type is specified.)	
id	n/a	sys_id used within the Controller to identify this task instance.		Y (unless name is specified)	name

name	Instance Name	Name of the task instance		Y (unless id is specified)	id
waitDayConstraint	Wait Day Constraint	If waitTime is time or relative time; Specification for whether or not to advance the wait time to another day.	Valid values: <ul style="list-style-type: none"> As String = none, As Value = 0 <ul style="list-style-type: none"> If waitType is time; Advance to the next day if calculated wait time is before the current time. If waitType is relative time; Advance to the next day if calculated wait time is before the Trigger/Launch Time. As String = same day/same_day, As Value = 1 (Do not advance day.) As String = next day/next_day, As Value = 2 (Advance to the next day.) As String = next business day/next_business_day, As Value = 3 (Advance to the next business day.) As String = sunday, As Value = 4 (If today is not Sunday, advance to next Sunday.) As String = monday, As Value = 5 (If today is not Monday, advance to next Monday.) As String = tuesday, As Value = 6 (If today is not Tuesday, advance to next Tuesday.) As String = wednesday, As Value = 7 (If today is not Wednesday, advance to next Wednesday.) As String = thursday, As Value = 8 (If today is not Thursday, advance to next Thursday.) As String = friday, As Value = 9 (If today is not Friday, advance to next Friday.) As String = saturday, As Value = 10 (If today is not Saturday, advance to next Saturday.) 	N	
waitDuration	Wait Duration	If waitType is duration; Number of days, hours, minutes, and seconds to wait before starting the task.	Format: DD:HH:MM:SS	Y (if {{waitType is duration})	
waitSeconds	Wait Duration In Seconds	If waitType is seconds; Number of seconds to wait before starting the task.	Format: SS	Y (if waitType is seconds)	
waitTime	Wait Time	If waitType is time or relative time; Number of hours and minutes to wait before starting the task.	Format: HH:MM	Y (if waitType is time or relative time)	
waitType	Wait To Start	Amount of time to wait before starting a task after it has been launched.	Valid values: <ul style="list-style-type: none"> As String = none, As Value = 0 As String = time, As Value = 1 As String = duration, As Value = 2 As String = seconds, As Value = 3 As String = relative time, As Value = 4 	Y (unless dela yType is specified.)	
workflowInstanceName	Workflow	Name of the parent Workflow of the task instance.	You can select to display the Workflow field on the Activity Monitor and/or Task Instances List; it is not displayed in the Task Instance Details.	N	

Set Priority for a Task Instance

	Description
URI	http://host_name/uc/resources/taskinstance/setpriority
HTTP Method	POST
Description	Set priority for a task instance (Linux/Unix, Windows, Universal, or z/OS). See Changing the Priority of a Task Instance for a description of behavior and restrictions.
Example URI	http://localhost:8080/uc/resources/taskinstance/setpriority
Authentication	HTTP Basic


Consumes Content-Type	application/xml, application/json
Produces Content-Type	application/xml, application/json
Example Request	See Set Priority for a Task Instance: XML and JSON Examples .
Request Properties	See Set Priority for a Task Instance: Request Properties .
Example Response	See Set Priority for a Task Instance: XML and JSON Examples .

Set Priority for a Task Instance: XML and JSON Examples

Examples	XML	JSON
Example Request	<pre><task-instance><id>1464817327170011848D633V6106ENQ7</id><priorityType>medium</priorityType></task-instance></pre> <p>or</p> <pre><task-instance><name>Timer 60</name><criteria>Newest Instance</criteria><workflowInstanceName>test</workflowInstanceName><priorityType>medium</priorityType></task-instance></pre>	<pre>{ "name": "Task 1", "criteria": "Newest Instance", "workflowInstanceName": "Test", "priorityType": "High" }</pre>
Example Response	<pre><command-response><type>set_priority_(low medium high)</type><success>>true</success><info>Command Set Priority (low medium high) executed successfully against task instance "test".</info><errors /></command-response></pre>	<pre>{ "type": "set_priority_high", "success": true, "info": "Command Set Priority High executed successfully against task instance \"Task 1\".", "errors": "" }</pre>

Set Priority for a Task Instance: Request Properties

Property	UI Field Name	Description	Specifications	Required	Mutually Exclusive With

criteria	n/a	Specific task instance with this task instance name that you want to set a priority for.	Valid values: <ul style="list-style-type: none"> As String = Oldest Active Instance, As Value = 1 As String = Newest Active Instance, As Value = 2 As String = Oldest Instance, As Value = 3 As String = Newest Instance, As Value = 4 Default is Oldest Active Instance (1). Note  Values with an underscore characters (_) instead of spaces also are supported (for example, oldest_active_instance).	N	
id	n/a	sys_id used within the Controller to identify this task instance.		Y (unless name is specified)	name
name	Instance Name	Name of the task instance.		Y (unless id is specified)	id
priorityType	n/a	Sets the priority for this task instance.	Valid values: low, medium, high; Case-insensitive.	Y	
workflowInstanceName	Workflow	Name of the parent Workflow of the task instance.	You can select to display the Workflow field on the Activity Monitor and/or Task Instances List; it is not displayed in the Task Instance Details.	N	


Skip a Task Instance

	Description
URI	http://host_name/uc/resources/taskinstance/skip
HTTP Method	POST
Description	Skip a task instance.
Example URI	http://localhost:8080/uc/resources/taskinstance/skip
Authentication	HTTP Basic
Consumes Content-Type	application/xml, application/json
Produces Content-Type	application/xml, application/json
Example Request	See Skip a Task Instance: XML and JSON Examples .
Request Properties	See Skip a Task Instance: Request Properties .
Example Response	See Skip a Task Instance: XML and JSON Examples .

Skip a Task Instance: XML and JSON Examples

Examples	XML	JSON
Example Request	<pre><task-instance><id>1464817327170011848D633V6106ENQ7</id></task-instance></pre> <p>or</p> <pre><task-instance><name>Timer 60</name><criteria>Newest Instance</criteria><workflowInstanceName>test</workflowInstanceName></task-instance></pre>	<pre>{ "name": "Task 1", "criteria": "Newest Instance", "workflowInstanceName": "Test", }</pre>
Example Response	<pre><command-response><type>skip</type><success>true</success><info>Command Skip executed successfully against task instance "test".</info><errors /></command-response></pre>	<pre>{ "type": "skip", "success": true, "info": "Command Skip executed successfully against task instance \"Task 1\".", "errors": "" }</pre>

Skip a Task Instance: Request Properties

Property	UI Field Name	Description	Specifications	Required	Mutually Exclusive With
criteria	n/a	Specific task instance with this task instance name that you want to skip.	<p>Valid values:</p> <ul style="list-style-type: none"> As String = Oldest Active Instance, As Value = 1 As String = Newest Active Instance, As Value = 2 As String = Oldest Instance, As Value = 3 As String = Newest Instance, As Value = 4 <p>Default is Oldest Active Instance (1).</p> <p>Note  Values with an underscore characters (_) instead of spaces also are supported (for example, oldest_active_instance).</p>	N	
id	n/a	sys_id used within the Controller to identify this task instance.		Y (unless name is specified)	name
name	Instance Name	Name of the task instance.		Y (unless id is specified)	id

workflowInstanceName	Workflow	Name of the parent Workflow of the task instance.	You can select to display the Workflow field on the Activity Monitor and/or Task Instances List; it is not displayed in the Task Instance Details.	N	
----------------------	----------	---	--	---	--


Skip a Task Instance Path

	Description
URI	http://host_name/uc/resources/taskinstance/skippath
HTTP Method	POST
Description	Skip a task instance and all of its dependent task instances.
Example URI	http://localhost:8080/uc/resources/taskinstance/skippath
Authentication	HTTP Basic
Consumes Content-Type	application/xml, application/json
Produces Content-Type	application/xml, application/json
Example Request	See Skip a Task Instance Path: XML and JSON Examples .
Request Properties	See Skip a Task Instance Path: Request Properties .
Example Response	See Skip a Task Instance Path: XML and JSON Examples .

Skip a Task Instance Path: XML and JSON Examples

Examples	XML	JSON
Example Request	<pre><task-instance><id>1464817327170011848D633V6106ENQ7</id></task-instance></pre> <p>or</p> <pre><task-instance><name>Timer 60</name><criteria>Newest Instance</criteria><workflowInstanceName>test</workflowInstanceName></task-instance></pre>	<pre>{ "name": "Task 1", "criteria": "Newest Instance", "workflowInstanceName": "Test", }</pre>
Example Response	<pre><command-response><type>skip</type><success>true</success><info>Command Skip Path executed successfully against task instance "test".</info><errors /></command-response></pre>	<pre>{ "type": "skip", "success": true, "info": "Command Skip Path executed successfully against task instance \"Task 1\".", "errors": "" }</pre>

Skip a Task Instance Path: Request Properties

Property	UI Field Name	Description	Specifications	Required	Mutually Exclusive With
criteria	n/a	Specific task instance with this task instance name whose path you want to skip.	Valid values: <ul style="list-style-type: none"> • As String = Oldest Active Instance, As Value = 1 • As String = Newest Active Instance, As Value = 2 • As String = Oldest Instance, As Value = 3 • As String = Newest Instance, As Value = 4 Default is Oldest Active Instance (1). Note  Values with an underscore characters (_) instead of spaces also are supported (for example, oldest_active_instance).	N	
id	n/a	sys_id used within the Controller to identify this task instance.		Y (unless name is specified)	name
name	Instance Name	Name of the task instance.		Y (unless id is specified)	id
workflowInstanceName	Workflow	Name of the parent Workflow of the task instance.	You can select to display the Workflow field on the Activity Monitor and/or Task Instances List; it is not displayed in the Task Instance Details.	N	

Unskip a Task Instance


	Description
URI	http://host_name/uc/resources/taskinstance/unskip
HTTP Method	POST
Description	Unskip a task instance.
Example URI	http://localhost:8080/uc/resources/taskinstance/unskip
Authentication	HTTP Basic
Consumes Content-Type	application/xml, application/json
Produces Content-Type	application/xml, application/json
Example Request	See Unskip a Task Instance: XML and JSON Examples .
Request Properties	See Unskip a Task Instance: Request Properties .

Example Response See [Unskip a Task Instance: XML and JSON Examples](#).

Unskip a Task Instance: XML and JSON Examples

Examples	XML	JSON
Example Request	<pre><task-instance><id>1464817327170011848D633V6106ENQ7</id></task-instance></pre> <p>or</p> <pre><task-instance><name>Timer 60</name><criteria>Newest Instance</criteria><workflowInstanceName>test</workflowInstanceName></task-instance></pre>	<pre>{ "name": "Task 1", "criteria": "Newest Instance", "workflowInstanceName": "Test", }</pre>
Example Response	<pre><command-response><type>unskip</type><success>true</success><info>Command Unskip Path executed successfully against task instance "test".</info><errors /></command-response></pre>	<pre>{ "type": "unskip", "success": true, "info": "Command Unskip executed successfully against task instance \"Task 1\".", "errors": "" }</pre>

Unskip a Task Instance: Request Properties

Property	UI Field Name	Description	Specifications	Required	Mutually Exclusive With
criteria	n/a	Specific task instance with this task instance name that you want to unskip.	<p>Valid values:</p> <ul style="list-style-type: none"> As String = Oldest Active Instance, As Value = 1 As String = Newest Active Instance, As Value = 2 As String = Oldest Instance, As Value = 3 As String = Newest Instance, As Value = 4 <p>Default is Oldest Active Instance (1).</p> <p>Note  Values with an underscore characters (_) instead of spaces also are supported (for example, oldest_active_instance).</p>	N	
id	n/a	sys_id used within the Controller to identify this task instance.		Y (unless name is specified)	name

name	Instance Name	Name of the task instance.		Y (unless id is specified)	id
workflowInstanceName	Workflow	Name of the parent Workflow of the task instance.	You can select to display the Workflow field on the Activity Monitor and/or Task Instances List; it is not displayed in the Task Instance Details.	N	

Update a Task Instance Operational Memo

	Description
URI	http://host_name/uc/resources/taskinstance/updatememo http://host_name/uc/resources/taskinstance/updateMemo
HTTP Method	PUT
Description	Update the operational memo for a task instance record.
Example URI	<ul style="list-style-type: none"> http://localhost:8080/uc/resources/taskinstance/updatememo?taskinstancename=win-task-1&criteria=3 http://localhost:8080/uc/resources/taskinstance/updatememo?taskinstanceid=3760d406e5b64e66b1c7117f22e570a1&criteria=2
Authentication	HTTP Basic
Consumes Content-Type	text/plain
Produces Content-Type	text/plain
Example URI Properties	See Update a Task Instance Operational Memo: Example URI Properties .
Example Request Body	See Update a Task Instance Operational Memo: Text/Plain Examples .
Example Response Body	See Update a Task Instance Operational Memo: Text/Plain Examples .

Update a Task Instance Operational Memo: Text/Plain Examples

Examples	Text/Plain
Example Request Body	Ticket# 15243
Example Response Body	Updated the operational memo for record with task instance id 15832561207058159886SCGSSDF53H7Q.

Update a Task Instance Operational Memo: Example URI Properties

	UI Field Name	Description	Specifications	Required	Mutually Exclusive With

criteria	n/a	Used if taskinstancename is specified; Specific task instance with this taskinstancename.	String; URI parameter. Valid values: <ul style="list-style-type: none"> • As String = Oldest Active Instance, As Value = 1 • As String = Newest Active Instance, As Value = 2 • As String = Oldest Instance, As Value = 3 • As String = Newest Instance, As Value = 4 Default is Oldest Active Instance (1).	N	
taskinstanceid	UUID	UUID of the task instance for which you want to update the Operational Memo.	String; URI parameter.	Y (unless taskinstancename is specified.)	taskinstancename
taskinstancename	Instance Name	Name of the task instance for which you want to update the Operational Memo.	String; URI parameter.	Y (unless taskinstanceid is specified.)	taskinstanceid
workflowInstanceName	Workflow	Name of the parent Workflow of the task instance.	You can select to display the Workflow field on the Activity Monitor and/or Task Instances List; it is not displayed in the Task Instance Details.	N	

Workflow Task Instance Web Services

- [Overview](#)
- [Insert a Task into a Workflow with Dependencies](#)
- [List Predecessors / Successors of a Task Instance in a Workflow](#)

Overview

Universal Controller supports the following RESTful-based web services for Workflow Task Instance operations, which are listed alphabetically on this page.

- [Insert a Task into a Workflow with Dependencies](#)
- [List Predecessors / Successors of a Task Instance in a Workflow](#)

Formatting specifications for each web service, including details about parameter requirements, are provided.

Insert a Task into a Workflow with Dependencies

	Description
URI	http://host_name/uc/resources/taskinstance/ops-task-insert
HTTP Method	POST
Description	Insert a task into a Workflow with dependencies.
Authentication	HTTP Basic
Example URI	http://localhost:8080/uc/resources/taskinstance/ops-task-insert
Consumes Content-Type	application/xml, application/json
Produces Content-Type	application/xml, application/json
Request Example	See Insert a Task into a Workflow with Dependencies: XML and JSON Examples .
Request Properties	See Insert a Task into a Workflow with Dependencies: Request Properties .
Response Example	See Insert a Task into a Workflow with Dependencies: XML and JSON Examples .


Insert a Task into a Workflow with Dependencies: XML and JSON Examples

Examples	XML	JSON
----------	-----	------

<p>Example Request</p>	<pre><task-insert><name>Sleep 30</name><alias>Test</alias><workflowInstanceId>ac2cfdd14c8c4238a4a6ecd03db41e87</workflowInstanceId><predecessors><predecessor>Sleep 30</predecessor></predecessors><successors><successor>Sleep 60</successor></successors><vertexX>25</vertexX><inheritTriggerTime>true</inheritTriggerTime><vertexY>25</vertexY></task-insert></pre>	<pre>{ "name": "Sleep 10", "alias": "Test", "workflowInstanceId": "1513717759915306953T5FNZB71S6OUF", "predecessors": ["Task 1"], "successors": ["Sleep 60"], "vertexX": "25", "inheritTriggerTime": "true", "vertexY": "25" }</pre>
<p>Example Response</p>	<pre><command-response><type>create_task</type><success>true</success><info>Command Insert Task executed successfully against task instance "test workflow".</info><errors /></command-response></pre>	<pre>{ "type": "create_task", "success": true, "info": "Command Insert Task executed successfully against task instance \"Test Workflow\".", "errors": "" }</pre>

Insert a Task into a Workflow with Dependencies: Request Properties

Property	UI Field Name	Description	Specifications	Required	Mutually Exclusive With
alias	n/a	Alias used for the task within the Workflow; specifically, the value of ops_exec_workflow_vertex.name .		N	
id	n/a	sys_id of the task to be inserted.		Y (unless name is specified)	name
name	Task Name	Name of the task to be inserted.		Y (unless id is specified)	id
predecessors	Predecessors	Comma-separated list of predecessor task instances within the workflow for the task to be inserted.		N	
successors	Successors	Comma-separated list of successor task instances within the workflow for the task to be inserted.		N	
vertexX	n/a	x-coordinate of the task to be inserted within the workflow.	Default is 0.	N	
vertexY	n/a	y-coordinate of the task to be inserted within the workflow.	Default is 0.	N	
inheritTriggerTime	n/a	Specification for whether or not the inserted task will inherit the Trigger Time of the Workflow task instance.	Boolean; Valid values (not case-sensitive): <ul style="list-style-type: none"> • Yes, Y, true • No, N, false Default is Yes, Y, true.	N	

workflowInstance Criteria	n/a	If search is by workflowInstanceName; Specific Workflow task instance with this task instance name which you want to insert the task into.	Valid values: <ul style="list-style-type: none"> As String = oldest active instance, As Value = 1 As String = newest active instance, As Value = 2 As String = oldest instance, As Value = 3 As String = newest instance, As Value = 4 Default is oldest active instance (1). Note  Values with an underscore characters (_) instead of spaces also are supported (for example, oldest_active_instance).	N	
workflowInstance Id	n/a	sys_id of the Workflow to insert the task into.		Y (unless workflowInstanceName is specified)	workflowInstanceName
workflowInstance Name	Instance Name	Name of the Workflow to insert the task into.		Y (unless workflowInstanceId is specified)	workflowInstanceId

Note


- If both predecessors and successors lists are empty, the task is inserted without dependencies.
- If there is a task name in a predecessors or successors list that does not exist, the operation will fail with error **Cannot find vertex with the name ...**
- If a predecessors or successors list contains a task name with multiple occurrences in the workflow, the operation will fail with error **Multiple vertices found for the name...** (For example, the workflow contains two tasks named **Sleep 30** and you are trying to insert **Task ABC** with predecessor **Sleep 30**).

List Predecessors / Successors of a Task Instance in a Workflow

	Description
URI	http://host_name/uc/resources/taskinstance/dependency/list
HTTP Method	GET
Description	Returns the list of task instance dependencies.
URI Parameters	See List Predecessors / Successors of a Task Instance in a Workflow: URI Parameters .


Example URI	<ul style="list-style-type: none"> To list all dependencies for the task instance id: http://localhost:8080/uc/resources/taskinstance/dependency/list?taskinstanceid=431191ad05e6483c8cfa71380947268c To list all successors for the task instance name X: http://localhost:8080/uc/resources/taskinstance/dependency/list?taskinstancename=X&dependencytype=successors To list all predecessors for the oldest task instance named X in workflow Y: http://localhost:8080/uc/resources/taskinstance/dependency/list?taskinstancename=X&workflowinstancename=Y&criteria=oldest_instance&dependencytype=predecessors
Authentication	HTTP Basic
Produces Content-Type	application/xml, application/json
Example Response	See List Predecessors / Successors of a Task Instance in a Workflow: XML and JSON Examples .
Response Properties	See List Predecessors / Successors of a Task Instance in a Workflow: Response Properties .

List Predecessors / Successors of a Task Instance in a Workflow: XML and JSON Examples

XML	JSON
<pre><task-dependencies><task-dependency><condition>Success</condition><name>Sleep 30</name><satisfied>>false</satisfied><taskInstanceId>1471465078487058257PY97G57T09HKB</taskInstanceId><type>predecessors</type><vertexId>20</vertexId><vertexName>Sleep 30</vertexName></task-dependency><task-dependency><condition>Success</condition><name>uc - Sleep 60</name><satisfied>>false</satisfied><taskInstanceId>151371775991531795355TV2GX49AWD6</taskInstanceId><type>successors</type><vertexId>2</vertexId><vertexName>Sleep 60</vertexName></task-dependency></pre>	<pre>[{ "condition": { "value": "Success" }, "name": "Sleep 30", "satisfied": false, "taskInstanceId": "1471465078487058257PY97G57T09HKB", "type": "Predecessor", "vertexId": "20", "vertexName": "Sleep 30" }, { "condition": { "value": "Success" }, "name": "Sleep 60", "satisfied": false, "taskInstanceId": "151371775991531795355TV2GX49AWD6", "type": "Successor", "vertexId": "2", "vertexName": "Sleep 60" }]</pre>

List Predecessors / Successors of a Task Instance in a Workflow: URI Parameters

Parameter	Description	Specifications	Required	Mutually Exclusive With

criteria	If <code>taskinstancename</code> is specified; Specific task instance with this task instance name for which you want to list predecessors and successors.	Valid values: <ul style="list-style-type: none"> As String = oldest active instance, As Value = 1 As String = newest active instance, As Value = 2 As String = oldest instance, As Value = 3 As String = newest instance, As Value = 4 Default is oldest active instance (1). Note  Values with an underscore characters (_) instead of spaces also are supported (for example, oldest_active_instance)."	N	
dependencytype	Type of dependency to list for the task instance.	Valid values: predecessors, successors, * (all predecessors and successors).	N	
taskinstanceid	<code>sys_id</code> of the task instance for which you want to list predecessors and successors.		Y (unless <code>taskinstancename</code> is specified)	<code>taskinstancename</code>
taskinstancename	Name of the task instance for which you want to list predecessors and successors.		Y (unless <code>taskinstanceid</code> is specified)	<code>taskinstanceid</code>
workflowinstancename	If <code>taskinstancename</code> is specified; Name of the Workflow task instance containing the task instance for which you want to list predecessors and successors.		N	

List Predecessors / Successors of a Task Instance in a Workflow: Response Properties

Property	UI Field Name	Description
<code>condition</code>	n/a	Dependency condition between the task instance and the listed Predecessor / Successor task instance.
<code>name</code>	n/a	Resolved name of the Predecessor / Successor task instance.
<code>satisfied</code>	n/a	Indication of whether the <code>condition</code> was satisfied or not satisfied.
<code>taskInstanceId</code>	n/a	<code>sys_id</code> of the task instance for which the Predecessor / Successor task instance is listed.
<code>type</code>	n/a	Type of dependency for the Predecessor / Successor task instance.
<code>vertexId</code>	n/a	Vertex ID of the Predecessor / Successor task instance. Each task instance within a Workflow has a unique Vertex ID to distinguish it from other tasks, if any, of the same name.
<code>vertexName</code>	n/a	Name of the Predecessor / Successor task instance.

Task Web Services

- [Overview](#)
- [Delete a Task](#)
- [Launch a Task](#)
- [List All Workflows That a Task Belongs To](#)
- [List Tasks](#)

Overview

Universal Controller supports the following RESTful-based web services for Task operations.

Formatting specifications for each web service, including details about parameter requirements, are provided.

Common Web Services

The following web services are common to all Task types:

- [Delete a Task](#)
- [Launch a Task](#)
- [List All Workflows That a Task Belongs To](#)
- [List Tasks](#)

Detailed information for each of these web services is provided on this page.

Task-Specific Web Services

The following web services are specific for each Task type:

- [Create a Task](#)
- [Modify a Task](#)
- [Read a Task](#)

For detail information about these task-specific web services, see:

- [Application Control Task Web Services](#)
- [Email Task Web Services](#)
- [Email Monitor Task Web Services](#)
- [Agent File Monitor Task Web Services](#)
- [File Transfer Task Web Services](#)
- [Recurring Task Web Services](#)
- [Remote File Monitor Task Web Services](#)
- [Linux Unix Task Web Services](#)
- [Manual Task Web Services](#)
- [PeopleSoft Task Web Services](#)
- [Recurring Task Web Services](#)
- [SAP Task Web Services](#)
- [SQL Task Web Services](#)
- [Stored Procedure Task Web Services](#)

- [System Monitor Task Web Services](#)
- [Task Monitor Task Web Services](#)
- [Timer Task Web Services](#)
- [Universal Command Task Web Services](#)
- [Universal Task Web Services](#)
- [Variable Monitor Task Web Services](#)
- [Web Service Task Web Services](#)
- [Windows Task Web Services](#)
- [Workflow Task Web Services](#)
- [z/OS Task Web Services](#)

Delete a Task

	Description
URI	http://host_name/uc/resources/task
HTTP Method	DELETE
Description	Deletes the specified task .
URI Parameters	See Delete a Task: URI Parameters , below.
Example URI	<ul style="list-style-type: none"> • http://localhost:8080/uc/resources/task?taskname=testTask • http://localhost:8080/uc/resources/task?taskid=d26265a2c4f345359d9b356f18a462c1
Authentication	HTTP Basic
Example Response	<ul style="list-style-type: none"> • Status 200 /OK Task deleted successfully. • Status 400 /Bad Request Mutual exclusion violation. Cannot specify taskname and taskid at the same time. • Status 404 /Not Found A task with id "f87848b00a0001037f43e7c81c8ec969" does not exist.

Delete a Task: URI Parameters

Parameter	Description	Specifications	Required	Mutually Exclusive With
taskid	ID used within the Controller to identify this task.	String; URI parameter.	Y (unless <code>taskname</code> is specified)	taskname
taskname	Name used within the Controller to identify this task.	String; URI parameter.	Y (unless <code>taskid</code> is specified)	taskid

Launch a Task

	Description
URI	http://host_name/uc/resources/task/ops-task-launch
HTTP Method	POST
Description	Launches the specified task .
Example URI	http://localhost:8080/uc/resources/task/ops-task-launch
Authentication	HTTP Basic
Consumes Content-Type	application/xml, application/json
Produces Content-Type	application/xml, application/json
Example Request	See Launch a Task: XML and JSON Examples .
Example Request for Task-Related Records	See Launch a Task: XML and JSON Examples .
Request Properties	See Launch a Task: Request Properties .
Request Task-Related Records Properties	<ul style="list-style-type: none"> • See Task-Related Records Properties: Variables. • See Task-Related Records Properties: Virtual Resources.
Example Response	See Launch a Task: XML and JSON Examples .

Launch a Task: XML and JSON Examples

Examples	XML	JSON
Example Request for Task	<pre><task-launch><variables /><virtual-resources /><name>Timer 0</name><timeZone>America/Halifax</timeZone><virtualResourcePriority>10</virtualResourcePriority><hold>yes</hold><holdReason>Waiting for input</holdReason></task-launch></pre>	<pre>{ "variables": null, "virtual-resources": null, "name": "Timer 0", "timeZone": "America/Halifax", "virtualResourcePriority": 10, "hold": "yes", "holdReason": "Waiting for input" }</pre>

<p>Example Request for Task-Related Records</p>	<p>Variables</p> <pre><variables><variable><name>testVar</name><value>value</value></variable></variables></pre> <p>Virtual Resources</p> <pre><virtual-resources><virtual-resource><name>uc - Solo</name><limit>2</limit></virtual-resource></virtual-resources></pre>	<pre>{ "variables": [{ "name": "testvar", "value": "abc" }], "virtualResources": [{ "name": "aaaaa", "limit": 2 }], "name": "Timer 0", "virtualResourcePriority": 10, "hold": "yes" }</pre>
<p>Example Response</p>	<pre><command-response><type>launch</type><success>>true</success><info>Successfully launched the Timer task Timer 0.</info><sysId>1484021712811013671DQNWR5P2F9846</sysId><errors /></command-response></pre>	<pre>{ "type": "launch", "success": true, "info": "Successfully launched the Timer task "Timer 0" with task instance sys_id 15136440261151733518FCQUD1BNHITA with hold on start.", "errors": "", "sysId": "15136440261151733518FCQUD1BNHITA" }</pre>

Launch a Task: Request Properties

Property	UI Field Name	Description	Specifications	Required
hold	Hold on Start	Indicates that when the task is launched, it appears in the Activity Monitor with a status of Held . The task runs when the user releases it.	Valid values = Yes,Y,true	N
holdReason	Hold Reason	Information about why the task will be put on hold when it starts.		N
name	Task Name	Name of the task.		Y
timeZone	Time Zone	Time Zone in the which the task is launched.		N
virtualResourcePriority	Virtual Resource Priority	Priority for acquiring a resource when two or more tasks are waiting for the resource; applies to all resources required by the task.	Integer; Valid values: 1 (high) to 20 (low). Default is 10.	N

Task-Related Records Properties: Variables

Property	UI Field Name	Description	Specifications	Required
name	Name	Name of the variable.		Y

value	Value	Value of the variable.	Y
-------	-------	------------------------	---

Task-Related Records Properties: Virtual Resources

The virtual resource dependencies specified in `virtual-resources` are merged with the default virtual resource dependencies:

- If a default virtual resource dependency already exists for a specified virtual resource amount, the virtual resource dependency is updated.
- Any virtual resource specified with an amount of `0` is dropped from the default virtual resource dependencies; if the virtual resource did not exist as a default dependency, the command will fail.
- If a default virtual resource dependency does not already exist for a specified virtual resource amount, the virtual resource dependency is added. |

Property	UI Field Name	Description	Specifications	Required
<code>description</code>	Resource Description	Description of the virtual resource.		N
<code>name</code>	Resource Name	Name of the virtual resource.		Y
<code>limit</code>	Resource Limit	Maximum number of units for this resource.		Y

List All Workflows That a Task Belongs To

	Description
URI	http://host_name/uc/resources/task/parent/list
HTTP Method	GET
Description	Retrieves a list of parent workflows that a task belongs to.
URI Parameters	See List All Workflows That a Task Belongs To: URI Parameters , below.
Example URI	<ul style="list-style-type: none"> • http://localhost:8080/uc/resources/task/parent/list?taskname=SB_JOB • http://localhost:8080/uc/resources/task/parent/list?taskid=fcd85a9c486845139bee49cbd5af3d98
Authentication	HTTP Basic
Consumes Content-Type	n/a
Produces Content-Type	application/xml, application/json
Example Response	See List All Workflows That a Task Belongs To: XML and JSON Examples .
Response Properties	See List All Workflows That a Task Belongs To: Response Properties .

List All Workflows That a Task Belongs To: URI Parameters

Parameter	Description	Specifications	Required	Mutually Exclusive With
-----------	-------------	----------------	----------	-------------------------

taskid	ID used within the Controller to identify this task.	String; URI parameter.	Y (unless taskname is specified)	taskname
taskname	Name used within the Controller to identify this task.	String; URI parameter.	Y (unless taskid is specified)	taskid

List All Workflows That a Task Belongs To: XML and JSON Examples

Examples	XML	JSON
<p>Example Response</p>	<pre><?xml version="1.0" encoding="UTF-8" standalone="yes"?><workflows><workflow><name>WF_A</name><sysId>2be1385324ab410995fda3f0292c07ee</sysId><description /><version>2</version><vertexName>SB_JOB</vertexName><vertexId>2</vertexId></workflow><workflow><name>WF_B</name><sysId>c8d5ad7cee3f46288482872dbd63770c</sysId><description /><version>43</version><vertexName>SB_JOB</vertexName><vertexId>2</vertexId></workflow><workflow><name>WF_C</name><sysId>830105616cc74d7d8d394bedc1c47a43</sysId><description /><version>6</version><vertexName>SB_JOB.1</vertexName><vertexId>2</vertexId></workflow><workflow><name>WF_C</name><sysId>830105616cc74d7d8d394bedc1c47a43</sysId><description /><version>6</version><vertexName>SB_JOB.2</vertexName><vertexId>3</vertexId></workflow></workflows></pre>	<pre>[{ "name": "WF_A", "sysId": "2be1385324ab410995fda3f0292c07ee", "description": null, "version": 2, "vertexName": "SB_JOB", "vertexId": "2" }, { "name": "WF_B", "sysId": "c8d5ad7cee3f46288482872dbd63770c", "description": null, "version": 43, "vertexName": "SB_JOB", "vertexId": "2" }, { "name": "WF_C", "sysId": "830105616cc74d7d8d394bedc1c47a43", "description": null, "version": 6, "vertexName": "SB_JOB.1", "vertexId": "2" }, { "name": "WF_C", "sysId": "830105616cc74d7d8d394bedc1c47a43", "description": null, "version": 6, "vertexName": "SB_JOB.2", "vertexId": "3" }]</pre>

```
"vertex
Name":
"SB_JOB
",
"vertex
Id":
"2"
}, {
"name":
"WF_C",
"sysId"
:
"830105
616cc74
d7d8d39
4bedc1c
47a43",
"descri
ption":
null,
"versio
n": 6,
"vertex
Name":
"SB_JOB
.1",
"vertex
Id":
"2"
}, {
"name":
"WF_C",
"sysId"
:
"830105
616cc74
d7d8d39
4bedc1c
47a43",
"descri
ption":
null,
"versio
n": 6,
"vertex
Name":
"SB_JOB
.2",
```

```
"vertex
Id":
"3"
} ]
```

List All Workflows That a Task Belongs To: Response Properties

Property	UI Field Name	Description
description	Task Description	User-defined description of this workflow.
name	Task Name	Name of this workflow.
sysId	UUID	sys_id used within the Controller to identify this workflow.
version	Version	Version number of this workflow.
vertexId	n/a	Vertex ID of the task within this workflow.
vertexName	n/a	Name (or alias) of the task within this workflow.

List Tasks

	Description
URI	http://host_name/uc/resources/task/list
HTTP Method	POST
Description	Retrieves information on tasks matching specific search criteria.
Example URI	http://localhost:8080/uc/resources/task/list
Authentication	HTTP Basic
Consumes Content-Type	application/xml, application/json
Produces Content-Type	application/xml, application/json
Example Request	See List Tasks: XML and JSON Examples .
Request Properties	See List Tasks: Request Properties .
Example Response	See List Tasks: XML and JSON Examples .


List Tasks: XML and JSON Examples

Examples	XML	JSON
<p>Example Request</p>	<pre>generic-query-filter><name>*</name><type>Timer</type><updatedAtTimeType>offset</updatedAtTimeType><updatedAtTime>-10d</updatedAtTime> > <agentName>SBUS30 - AGNT0005</agentName><businessServices>bService1,bService2</businessServices></generic-query-filter> or <generic-query-filter><name>*</name><workflowId>1463438057231012663TP5JP5EA801YS</workflowId></generic-query-filter></pre>	<p>All task instances in the last three minutes.</p> <pre>{ "name": "**", "updatedAtTimeType": "offset", "updatedAtTime": "-3mn", "agentName": "SBUS30 - AGNT0005" } Or { "name": "**", "workflowId": "a21c68bba02c43919d5a6d6042a3f082" }</pre>

<p>Example Response</p>	<pre><tasks><task><description>description</description><name>test task 1</name><sysID>410d6c0bc0a801c901838d8ac43b3279</sysID><type>Windows</type><version>2</version></task><task><description>description</description><name>test task 2</name><sysID>410d6880c0a801c90196685fcc1ecb47</sysID><type>Windows</type><version>9</version></task></tasks></pre>	<pre>[{ "description": "Description", "name": "test task 1", "sysId": "371be743130a4 b18a9fc4996165 0593c", "type": "Timer", "version": 23 }, { "description": "Description", "name": "test task 2", "sysId": "10d58f96ab2b4 2e69d7e9bdde2e d21a7", "type": "Timer", "version": 2 }]</pre>
-------------------------	--	--

List Tasks: Request Properties

Property	UI Field Name	Description	Specifications	Required	Mutually Exclusive With
agentName	Agent	Agent on which this task was run.		N	
businessServices	Member of Business Services	Business Services that this task instance belongs to.	Comma-separated list.	N	
name	Task Name	Name or partial name of one or more tasks.	Wildcards are supported.	N	

type	n/a	Task Type of tasks to list.	<p>Valid values: One of the following (not case sensitive):</p> <ul style="list-style-type: none"> • As String = Workflow, As Value = 1 • As String = Timer, As Value = 2 • As String = Windows, As Value = 3 • As String = Linux/Unix, As Value = 4 • As String = z/OS, As Value = 5 • As String = Agent File Monitor, As Value = 6 • As String = Manual, As Value = 7 • As String = Email, As Value = 8 • As String = File Transfer, As Value = 9 • As String = SQL, As Value = 10 • As String = Remote File Monitor, As Value = 11 • As String = Task Monitor, As Value = 12 • As String = Stored Procedure, As Value = 13 • As String = Universal Command, As Value = 14 • As String = System Monitor, As Value = 15 • As String = Application Control, As Value = 16 • As String = SAP, As Value = 17 • As String = Variable Monitor, As Value = 18 • As String = Web Service, As Value = 19 • As String = Email Monitor, As Value = 20 • As String = PeopleSoft, As Value = 21 • As String = Recurring, As Value = 22 • As String = Universal, As Value = 99 <p>To list tasks for all task types, enter <type></type> in the request.</p>	N	
updatedAt	n/a	If updateTimeType = Offset; -offset period.	<p>Valid values:</p> <ul style="list-style-type: none"> • mn (minutes) • h (hours) • d (days) <p>Default is d.</p> <p>Examples: -5d (last 5 days), -30mn (last 30 minutes), -6h (last 6 hours), -7 (last 7 days).</p> <p>If updateTimeType is Since; date/time value (yyyy-MM-dd [HH:mm:ss])</p> <p>If updateTimeType is Today; updatedAt is ignored.</p> <p>Note  The time is relative to the Time Zone specified for the User.</p>	Y (if updateTimeType is Offset, Since, or Older Than.)	
updateTimeType	n/a	Type of updateTime.	<p>Valid values:</p> <ul style="list-style-type: none"> • As String = Today, As Value = 1 • As String = Offset, As Value = 2 • As String = Since, As Value = 3 • As String = Older Than, As Value = 4 	N	
workflowId	n/a	ID used within the Controller to identify a workflow.	If workflowId or workflowName is specified, List Tasks returns a list of tasks within that workflow.	N	workflowName
workflowName	Task Name	Name of a workflow.	If workflowId or workflowName is specified, List Tasks returns a list of tasks within that workflow.	N	workflowId

Agent File Monitor Task Web Services

- [Overview](#)
- [Create an Agent File Monitor Task](#)
- [Modify an Agent File Monitor Task](#)
- [Read an Agent File Monitor Task](#)
- [Agent File Monitor Task: XML and JSON Examples](#)
- [Properties](#)

Overview

Universal Controller supports the following RESTful-based web services for Agent File Monitor Task operations, which are listed alphabetically on this page.

- [Create an Agent File Monitor Task](#)
- [Modify an Agent File Monitor Task](#)
- [Read an Agent File Monitor Task](#)

Formatting specifications for each web service, including details about parameter requirements, are provided.

Links to detailed information about the [properties](#) used in these web services also is located on this page.

For information on Task web services that are applicable to all task types, see:

- [Delete a Task](#)
- [Launch a Task](#)
- [List Tasks](#)

Create an Agent File Monitor Task

	Description
URI	http://host_name/uc/resources/task
HTTP Method	POST
Description	Creates a new Agent File Monitor task. To persist <code>syslds</code> , use the <code>retainSyslds</code> property.
Example URI	http://localhost:8080/uc/resources/task
Consumes Content-Type	application/xml, application/json
Produces Content-Type	n/a
Example	See Agent File Monitor Task: XML and JSON Examples , below.
Properties	See Properties .

Example Response	<ul style="list-style-type: none"> Status 200 /OK Successfully created the <task type> task with sysId <sysId>.
------------------	--

Modify an Agent File Monitor Task

	Description
URI	http://host_name/uc/resources/task
Consumes Content-Type	application/xml, application/json
Produces Content-Type	n/a
HTTP Method	PUT
Description	<p>Modifies the task specified by the sysId in the request.</p> <p>To modify Agent File Monitor Task properties without modifying related records, use the excludeRelated property.</p>
Example	See Agent File Monitor Task: XML and JSON Examples .
Properties	See Properties .
Example Response	<ul style="list-style-type: none"> Status 200 /OK Successfully updated the <task type> task with sysId <sysId> to version <version>.

Read an Agent File Monitor Task

	Description
URI	http://host_name/uc/resources/task
HTTP Method	GET
Description	Retrieves information on the specified task .
Request Parameters	taskId or taskname
Mutually Exclusive Parameters	taskId and taskname
Example URI	<ul style="list-style-type: none"> http://localhost:8080/uc/resources/task?taskname=testTask http://localhost:8080/uc/resources/task?taskId=d26265a2c4f345359d9b356f18a462c1
Consumes Content-Type	n/a
Produces Content-Type	application/xml, application/json

Example Response	<ul style="list-style-type: none"> • Status 200 /OK (See Agent File Monitor Task: XML and JSON Examples.) • Status 404 /Not Found A task with id "f87848b00a0001037f43e7c81c8ec969" does not exist.
Properties	See Properties.

Agent File Monitor Task: XML and JSON Examples

The [retainSysIds](#) and [version](#) properties are specified as attributes in XML.

Examples	XML	JSON
Example for Task	<pre><taskFileMonitor retainSysIds=" true" version="1"><actions /><vari ables /><notes /><virtualResources /><exclusiveTasks /><agent /><age ntCluster>uc Demo Cluster</agentCl uster><agentClusterVar /><agentVar /><broadcastCluster /><broadcastC lusterVar /><cpDuration /><cpDurat ionUnit>Minutes</cpDurationUnit><c redentials /><credentialsVar /><cu stomField1 label="Domain">web.com< /customField1><customField2 /><efD ayConstraint>Nth</efDayConstraint>< efDuration>00:00:00:00</efDuration ><efEnabled>>false</efEnabled><efNt hAmount>10</efNthAmount><efOffsetD uration/><efOffsetDurationUnit>Min utes</efOffsetDurationUnit><efOffs etPercentage>0</efOffsetPercentage ><efOffsetType>Percentage<\efOffse tType><efTime>00:00</efTime><efType >Time</efType><executionRestriction >Run</executionRestriction><holdRe sources>>false</holdResources><lfDa yConstraint>Nth</lfDayConstraint>< lfDuration>00:00:00:00</lfDuration ><lfEnabled>>false</lfEnabled><lfNt hAmount>1</lfNthAmount><lfOffsetDu ration/><lfOffsetDurationUnit>Minu tes</lfOffsetDurationUnit><lfOffse tPercentage>0</lfOffsetPercentage>< lfOffsetType>Percentage<\lfOffsetT ype><lfTime>00:00</lfTime><lfType >Time</lfType><lsDayConstraint>Nth< /lsDayConstraint><lsDuration>00: 00:00:00</lsDuration><lsEnabled>fa lse</lsEnabled><lsNthAmount>7</lsN thAmount><lsTime>00:00</lsTime><ls Type>Time</lsType><name>uc - Test Email</name><opswiseGroups /><reso</pre>	<pre>{ "type": "taskFileMonitor", "actions": { "abortActions": [], "emailNotifications": [], "setVariableActions": [], "snmpNotifications": [], "systemOperations": [] }, "agent": null, "agentCluster": "uc Demo Cluster", "agentClusterVar": null, "agentVar": null, "broadcastCluster": null, "broadcastClusterVar": null, "byPercentage": null, "byScale": "1024", "bySize": null, "cpDuration": null, "cpDurationUnit": "Minutes", "credentials": null, "credentialsVar": null, "customField1": { "label": "Domain", "value": "http://qa-cntlr-mssql:8080/uc/" }, "customField2": { "label": null, "value": null }, "efDayConstraint": "Nth Day", "efDuration": "00:00:00:00", "efEnabled": false, "efNthAmount": 10, "efOffsetDuration": null, "efOffsetDurationUnit": "Minutes", "efOffsetPercentage": 1, "efOffsetType": "Percentage", "efTime": "00:00",</pre>

```

lveNameImmediately>>false</resolveNameImmediately><resPriority>10</resPriority><restrictionPeriod>Span</restrictionPeriod><restrictionPeriodAfterDate>2017-11-10</restrictionPeriodAfterDate><restrictionPeriodAfterTime>10:30</restrictionPeriodAfterTime><restrictionPeriodBeforeDate>2017-11-20</restrictionPeriodBeforeDate><restrictionPeriodBeforeTime>15:00</restrictionPeriodBeforeTime><restrictionPeriodDateList /><startHeld>>false</startHeld><startHeldReason /><summary>Test Email</summary><sysId>fb59a227517a421a92c15ff5aefe3b66</sysId><timeZonePref>-- System Default --</timeZonePref><twDelayAmount /><twDelayDuration>00:00:00:00</twDelayDuration><twDelayType>None</twDelayType><twWaitAmount /><twWaitDayConstraint>NONE</twWaitDayConstraint><twWaitDuration>00:00:00:00</twWaitDuration><twWaitTime>00:00</twWaitTime><twWaitType>None</twWaitType><twWorkflowOnly>-- System Default --</twWorkflowOnly><userEstimatedDuration /><byPercentage /><byScale>1024</byScale><bySize /><fileName>${demo_ops_download_dir}</fileName><fileOwner>file owner</fileOwner><fmttype>Exist</fmttype><maxFiles /><minFileScale>KB</minFileScale><minFileSize /><recursive>true</recursive><scanForward>>false</scanForward><scanText /><stableSeconds /><toScale>1024</toScale><toSize /><triggerOnExist>>false</triggerOnExist><useRegex>true</useRegex></taskFileMonitor>

```

```

"efType": "Time",
"excludeRelated": false,
"exclusiveTasks": [],
"executionRestriction": "Run",
"fileName": "${demo_ops_download_dir}",
"fileOwner": "file owner",
"fmttype": "Exist",
"holdResources": false,
"lfDayConstraint": "Nth Day",
"lfDuration": "00:00:00:00",
"lfEnabled": false,
"lfNthAmount": 1,
"lfOffsetDuration": null,
"lfOffsetDurationUnit": "Minutes",
"lfOffsetPercentage": 0,
"lfOffsetType": "Percentage",
"lfTime": "00:00",
"lfType": "Time",
"lsDayConstraint": "Nth Day",
"lsDuration": "00:00:00:00",
"lsEnabled": false,
"lsNthAmount": 7,
"lsTime": "00:00",
"lsType": "Time",
"maxFiles": null,
"minFileScale": "KB",
"minFileSize": null,
"name": "uc - Test Email",
"notes": [],
"opswiseGroups": null,
"recursive": true,
"resolveNameImmediately": false,
"resPriority": 10,
"restrictionPeriod": "Span",
"restrictionPeriodAfterDate": "2017-11-10",
"restrictionPeriodAfterTime": "10:30",
"restrictionPeriodBeforeDate": "2017-11-20",
"restrictionPeriodBeforeTime": "15:00",
"restrictionPeriodDateList": [],
"retainSysIds": true,
"scanForward": false,
"scanText": null,
"stableSeconds": null,
"startHeld": false,
"startHeldReason": null,
"summary": "Test Email",
"sysId":
"fb59a227517a421a92c15ff5aefe3b66",
"timeZonePref": "-- System Default --",
"toScale": 1024,
"toSize": null,
"triggerOnExist": false,
"twDelayAmount": null,
"twDelayDuration": "00:00:00:00",
"twDelayType": "None",
"twWaitAmount": null,
"twWaitDayConstraint": "NONE",
"twWaitDuration": "00:00:00:00",
"twWaitTime": "00:00",
"twWaitType": "None",
"twWorkflowOnly": "-- System Default --",

```

```
"useRegex": true,  
"userEstimatedDuration": null,  
"variables": [],  
"version": 1  
}
```

See [Task Web Services - Task Actions](#) for XML and JSON examples of task actions.

See [Task Web Services - Task-Related Records](#) for XML and JSON examples of task-related records.

Properties

- See [All Tasks Properties](#)
- See [Agent File Monitor Task Properties](#)

Application Control Task Web Services

- [Overview](#)
- [Create an Application Control Task](#)
- [Modify an Application Control Task](#)
- [Read an Application Control Task](#)
- [Application Control Task: XML and JSON Examples](#)
- [Properties](#)

Overview

Universal Controller supports the following RESTful-based web services for Application Control Task operations, which are listed alphabetically on this page.

- [Create an Application Control Task](#)
- [Modify an Application Control Task](#)
- [Read an Application Control Task](#)

Formatting specifications for each web service, including details about parameter requirements, are provided.

Links to detailed information about the [properties](#) used in these web services also is located on this page.

For information on Task web services that are applicable to all task types, see:

- [Delete a Task](#)
- [Launch a Task](#)
- [List Tasks](#)

Create an Application Control Task

	Description
URI	http://host_name/uc/resources/task
HTTP Method	POST
Description	Creates a new Application Control task. To persist <code>syslds</code> , use the <code>retainSyslds</code> property.
Example URI	http://localhost:8080/uc/resources/task
Consumes Content-Type	application/xml, application/json
Produces Content-Type	n/a
Example	See Application Control Task: XML and JSON Examples , below.
Properties	See Properties .

Example Response	<ul style="list-style-type: none"> Status 200 /OK Successfully created the <task type> task with sysId <sysId>.
------------------	--

Modify an Application Control Task

	Description
URI	http://host_name/uc/resources/task
Consumes Content-Type	application/xml, application/json
Produces Content-Type	n/a
HTTP Method	PUT
Description	<p>Modifies the task specified by the sysId in the request.</p> <p>To modify Application Control Task properties without modifying related records, use the excludeRelated property.</p>
Example	See Application Control Task: XML and JSON Examples .
Properties	See Properties .
Example Response	<ul style="list-style-type: none"> Status 200 /OK Successfully updated the <task type> task with sysId <sysId> to version <version>.

Read an Application Control Task

	Description
URI	http://host_name/uc/resources/task
HTTP Method	GET
Description	Retrieves information on the specified task .
Request Parameters	taskId or taskname
Mutually Exclusive Parameters	taskId and taskname
Example URI	<ul style="list-style-type: none"> http://localhost:8080/uc/resources/task?taskname=testTask http://localhost:8080/uc/resources/task?taskId=d26265a2c4f345359d9b356f18a462c1
Consumes Content-Type	n/a
Produces Content-Type	application/xml, application/json

Example Response	<ul style="list-style-type: none"> • Status 200 /OK (See Application Control Task: XML and JSON Examples.) • Status 404 /Not Found A task with id "f87848b00a0001037f43e7c81c8ec969" does not exist.
Properties	See Properties.

Application Control Task: XML and JSON Examples

The [retainSysIds](#) and [version](#) properties are specified as attributes in the <task type> element in XML.

Examples	XML	JSON
Example for Task	<pre><taskApplicationControl retainSysIds="true" version="1"><actions /><variables /><notes /><virtualResources /><exclusiveTasks /><cpDuration /><cpDurationUnit>Minutes</cpDurationUnit><credentials /><credentialVars /><customField1 label="Domain">web.com</customField1><customField2 /><efDayConstraint>Nth</efDayConstraint><efDuration>00:00:00</efDuration><efEnabled>>false</efEnabled><efNthAmount>10</efNthAmount><efOffsetDuration /><efOffsetDurationUnit>Minutes</efOffsetDurationUnit><efOffsetPercentage>0</efOffsetPercentage><efOffsetType>Percentage</efOffsetType><efTime>00:00</efTime><efType>Time</efType><executionRestriction>Run</executionRestriction><holdResources>>false</holdResources><lfDayConstraint>Nth</lfDayConstraint><lfDuration>00:00:00</lfDuration><lfEnabled>>false</lfEnabled><lfNthAmount>1</lfNthAmount><lfOffsetDuration /><lfOffsetDurationUnit>Minutes</lfOffsetDurationUnit><lfOffsetPercentage>0</lfOffsetPercentage><lfOffsetType>Percentage</lfOffsetType><lfTime>00:00</lfTime><lfType>Time</lfType><lsDayConstraint>Nth</lsDayConstraint><lsDuration>00:00:00</lsDuration><lsEnabled>>false</lsEnabled><lsNthAmount>7</lsNthAmount><lsTime>00:00</lsTime><lsType>Time</lsType><name>uc - Test Email</name><opswiseGroups /></taskApplicationControl></pre>	<pre>{ "type": "taskApplicationControl", "actions": { "abortActions": [], "emailNotifications": [], "setVariableActions": [], "snmpNotifications": [], "systemOperations": [] }, "application": "test", "command": "QUERY", "cpDuration": null, "cpDurationUnit": "Minutes", "credentials": null, "credentialVars": null, "customField1": { "label": "Domain", "value": "http://qa-cntlr-mssql:8080/uc/" }, "customField2": { "label": null, "value": null }, "efDayConstraint": "Nth Day", "efDuration": "00:00:00:00", "efEnabled": false, "efNthAmount": 10, "efOffsetDuration": null, "efOffsetDurationUnit": "Minutes", "efOffsetPercentage": 0, "efOffsetType": "Percentage", "efTime": "00:00", "efType": "Time", "excludeRelated": false, "exclusiveTasks": [], "executionRestriction": "Run", "holdResources": false, "lfDayConstraint": "Nth Day", "lfDuration": "00:00:00:00", "lfEnabled": false, "lfNthAmount": 1, "lsDayConstraint": "Nth Day", "lsDuration": "00:00:00:00", "lsEnabled": false, "lsNthAmount": 7, "lsTime": "00:00", "lsType": "Time" }</pre>

<pre> lveNameImmediately>>false</resolveNameImmediately><<resPriority>10</resPriority><<restrictionPeriod>Span</restrictionPeriod><<restrictionPeriodAfterDate>2017-11-10</restrictionPeriodAfterDate><<restrictionPeriodAfterTime>10:30</restrictionPeriodAfterTime><<restrictionPeriodBeforeDate>2017-11-20</restrictionPeriodBeforeDate><<restrictionPeriodBeforeTime>15:00</restrictionPeriodBeforeTime><<restrictionPeriodDateList /><startHeld>false</startHeld><startHeldReason /><summary>Test Email</summary><<sysId>fb59a227517a421a92c15ff5ae3b66</sysId><<timeZonePref>-- System Default --</timeZonePref><<twDelayAmount /><<twDelayDuration>00:00:00:00</twDelayDuration><<twDelayType>None</twDelayType><<twWaitAmount /><<twWaitDayConstraint>NONE</twWaitDayConstraint><<twWaitDuration>00:00:00:00</twWaitDuration><<twWaitTime>00:00</twWaitTime><<twWaitType>None</twWaitType><<twWorkflowOnly>-- System Default --</twWorkflowOnly><<userEstimatedDuration /><<application>test app</application><<command>QUERY</command></taskApplicationControl> </pre>	<pre> "lfoffsetDuration": null, "lfoffsetDurationUnit": "Minutes", "lfoffsetPercentage": 0, "lfoffsetType": "Percentage", "lftime": "00:00", "lftype": "Time", "lsDayConstraint": "Nth Day", "lsDuration": "00:00:00:00", "lsEnabled": false, "lsNthAmount": 7, "lstime": "00:00", "lstype": "Time", "name": "uc - Test Email", "notes": [], "opwiseGroups": null, "resolveNameImmediately": false, "resPriority": 10, "restrictionPeriod": "Span", "restrictionPeriodAfterDate": "2017-11-10", "restrictionPeriodAfterTime": "10:30", "restrictionPeriodBeforeDate": "2017-11-20", "restrictionPeriodBeforeTime": "15:00", "restrictionPeriodDateList": [], "retainSysIds": true, "startHeld": false, "startHeldReason": null, "summary": "Test Email", "sysId": "fb59a227517a421a92c15ff5ae3b66", "timeZonePref": "-- System Default --", "twDelayAmount": null, "twDelayDuration": "00:00:00:00", "twDelayType": "None", "twWaitAmount": null, "twWaitDayConstraint": "NONE", "twWaitDuration": "00:00:00:00", "twWaitTime": "00:00", "twWaitType": "None", "twWorkflowOnly": "-- System Default --", "userEstimatedDuration": null, "variables": [], "version": 1, "virtualResources": [] } </pre>
--	--

See [Task Web Services - Task Actions](#) for XML and JSON examples of task actions.

See [Task Web Services - Task-Related Records](#) for XML and JSON examples of task-related records.

Properties

- See [All Tasks Properties](#)

- See [Application Control Task Properties](#)

Email Task Web Services

- [Overview](#)
- [Create an Email Task](#)
- [Modify an Email Task](#)
- [Read an Email Task](#)
- [Email Task: XML and JSON Examples](#)
- [Properties](#)

Overview

Universal Controller supports the following RESTful-based web services for Email Task operations, which are listed alphabetically on this page.

- [Create an Email Task](#)
- [Modify an Email Task](#)
- [Read an Email Task](#)

Formatting specifications for each web service, including details about parameter requirements, are provided.

Links to detailed information about the [properties](#) used in these web services also is located on this page.

For information on Task web services that are applicable to all task types, see:

- [Delete a Task](#)
- [Launch a Task](#)
- [List Tasks](#)

Create an Email Task

	Description
URI	http://host_name/uc/resources/task
HTTP Method	POST
Description	Creates a new Email task. To persist <code>sysIds</code> , use the <code>retainSysIds</code> property.
Example URI	http://localhost:8080/uc/resources/task
Consumes Content-Type	application/xml, application/json
Produces Content-Type	n/a
Example	See Email Task: XML and JSON Examples , below.
Properties	See Properties .

Example Response	<ul style="list-style-type: none"> Status 200 /OK Successfully created the <task type> task with sysId <sysId>.
------------------	--

Modify an Email Task

	Description
URI	http://host_name/uc/resources/task
Consumes Content-Type	application/xml, application/json
Produces Content-Type	n/a
HTTP Method	PUT
Description	<p>Modifies the task specified by the sysId in the request.</p> <p>To modify Email Task properties without modifying related records, use the excludeRelated property.</p>
Example	See Email Task: XML and JSON Examples .
Properties	See Properties .
Example Response	<ul style="list-style-type: none"> Status 200 /OK Successfully updated the <task type> task with sysId <sysId> to version <version>.

Read an Email Task

	Description
URI	http://host_name/uc/resources/task
HTTP Method	GET
Description	Retrieves information on the specified task .
Request Parameters	taskId or taskname
Mutually Exclusive Parameters	taskId and taskname
Example URI	<ul style="list-style-type: none"> http://localhost:8080/uc/resources/task?taskname=testTask http://localhost:8080/uc/resources/task?taskId=d26265a2c4f345359d9b356f18a462c1
Consumes Content-Type	n/a
Produces Content-Type	application/xml, application/json

Example Response	<ul style="list-style-type: none"> • Status 200 /OK (See Email Task: XML and JSON Examples.) • Status 404 /Not Found A task with id "f87848b00a0001037f43e7c81c8ec969" does not exist.
Properties	See Properties.

Email Task: XML and JSON Examples

The [retainSysIds](#) and [version](#) properties are specified as attributes in the <task type> element in XML.

Examples	XML	JSON
Example for Task		<pre> { "type": "taskEmail", "actions": { "abortActions": [], "emailNotifications": [], "setVariableActions": [], "snmpNotifications": [], "systemOperations": [] }, "attachLocalFile": true, "bccRecipients": null, "body": "This is a test.", "ccRecipients": null, "connection": "Gmail Account", "cpDuration": null, "cpDurationUnit": "Minutes", "credentials": null, "credentialsVar": null, "customField1": { "label": "Domain", "value": "http://qa-cntlr-mssql:8080/uc/" }, "customField2": { "label": null, "value": null }, "efDayConstraint": "Nth Day", "efDuration": "00:00:00:00", "efEnabled": false, "efNthAmount": 10, "efOffsetDuration": null, "efOffsetDurationUnit": "Minutes", "efOffsetDurationPercentage": 0, "efOffsetType": "Percentage", "efTime": "00:00", "efType": "Time", "excludeRelated": false, "exclusiveTasks": [], "executionRestriction": "Run", </pre>

```
<taskEmail retainSysIds="true" version="1"><actions /><
variables /><notes /><virtualResources /><exclusiveTasks
/><cpDuration /><cpDurationUnit>Minutes</cpDurationUnit
><credentials /><credentialsVar /><customField1 label="
Domain">web.com</customField1><customField2 /><efDayCon
straint>Nth</efDayConstraint><efDuration>00:00:00</e
fDuration><efEnabled>>false</efEnabled><efNthAmount>10</
efNthAmount><efOffsetDuration /><efOffsetDurationUnit>Mi
nutes</efOffsetDurationUnit><efOffsetPercentage>0</efOf
fsetPercentage><efOffsetType>Percentage</efOffsetType><
efTime>00:00</efTime><efType>Time</efType><executionRes
triction>Run</executionRestriction><holdResources>>false<
/holdResources><lfDayConstraint>Nth</lfDayConstraint><l
fDuration>00:00:00:00</lfDuration><lfEnabled>>false</lfE
nabled><lfNthAmount>1</lfNthAmount><lfOffsetDuration /><
lfOffsetDurationUnit>Minutes</lfOffsetDurationUnit><lfO
ffsetPercentage>0</lfOffsetPercentage><lfOffsetType>Per
centage</lfOffsetType><lfTime>00:00</lfTime><lfType>Tim
e</lfType><lsDayConstraint>Nth</lsDayConstraint><lsDura
tion>00:00:00:00</lsDuration><lsEnabled>>false</lsEnabled
><lsNthAmount>7</lsNthAmount><lsTime>00:00</lsTime><lsT
ype>Time</lsType><name>Test Email</name><opswiseGroups
/><resolveNameImmediately>>false</resolveNameImmediately
><resPriority>10</resPriority><restrictionPeriod>Span</
restrictionPeriod><restrictionPeriodAfterDate>2017-11-
10</restrictionPeriodAfterDate><restrictionPeriodAfterT
ime>10:30</restrictionPeriodAfterTime><restrictionPerio
dBeforeDate>2017-11-20</restrictionPeriodBeforeDate><re
strictionPeriodBeforeTime>15:00</restrictionPeriodBefor
eTime><restrictionPeriodDateList /><startHeld>>false</st
artHeld><startHeldReason /><summary>Test Email</summary
><sysId>fb59a227517a421a92c15ff5aefe3b66</sysId><timeZo
nePref>-- System Default --</timeZonePref><twDelayAmount
 /><twDelayDuration>00:00:00:00</twDelayDuration><twDel
ayType>None</twDelayType><twWaitAmount /><twWaitDayCons
traint>NONE</twWaitDayConstraint><twWaitDuration>00:00:
00:00</twWaitDuration><twWaitTime>00:00</twWaitTime><tw
WaitType>None</twWaitType><twWorkflowOnly>-- System
Default --</twWorkflowOnly><userEstimatedDuration /><at
tachLocalFile>true</attachLocalFile><bccRecipients /><b
ody>This is a test.</body><ccRecipients /><connection>G
mail Account</connection><localAttachment>report.pdf</l
ocalAttachment><localAttachmentsPath>E:\temp</localAtta
chmentsPath><replyTo /><report /><reportVar /><subject>
Test Email sent from ${_hostname()} (${_ipaddress()})</
subject><template>Test Template</template><templateVar
 /></taskEmail>
```

```
"holdResources": false,
"lfDayConstraint": "Nth Day",
"lfDuration": "00:00:00:00",
"lfEnabled": false,
"lfNthAmount": 1,
"lfOffsetDuration": null,
"lfOffsetDurationUnit": "Minutes",
"lfOffsetPercentage": 0,
"lfOffsetType": "Percentage",
"lfTime": "00:00",
"lfType": "Time",
"localAttachment": "report.pdf",
"localAttachmentsPath": "E:\temp",
"lsDayConstraint": "Nth Day",
"lsDuration": "00:00:00:00",
"lsEnabled": false,
"lsNthAmount": 7,
"lsTime": "00:00",
"lsType": "Time",
"name": "Test Email",
"notes": [],
"opswiseGroups": null,
"replyTo": null,
"report": null,
"reportVar": null,
"resolveNameImmediately": false,
"resPriority": 10,
"restrictionPeriod": "Span",
"restrictionPeriodAfterDate": "2017-11-10",
"restrictionPeriodAfterTime": "10:30",
"restrictionPeriodBeforeDate": "2017-11-20",
"restrictionPeriodBeforeTime": "15:00",
"restrictionPeriodDateList": [],
"retainSysIds": true,
"startHeld": false,
"startHeldReason": null,
"subject": "Test Email sent from ${_hostname()}
(${_ipaddress()})",
"summary": "Test Email",
"sysId": "fb59a227517a421a92c15ff5aefe3b66",
"template": "Test Template",
"templateVar": null,
"timeZonePref": "-- System Default --",
"twDelayAmount": null,
"twDelayDuration": "00:00:00:00",
"twDelayType": "None",
"twWaitAmount": null,
"twWaitDayConstraint": "NONE",
"twWaitDuration": "00:00:00:00",
"twWaitTime": "00:00",
"twWaitType": "None",
"twWorkflowOnly": "-- System Default --",
"userEstimatedDuration": null,
"variables": [],
"version": 1,
"virtualResources": []
}
```

See [Task Web Services - Task Actions](#) for XML and JSON examples of task actions.

See [Task Web Services - Task-Related Records](#) for XML and JSON examples of task-related records.

Properties

- See [All Tasks Properties](#)
- See [Email Task Properties](#)

Email Monitor Task Web Services

- [Overview](#)
- [Create an Email Monitor Task](#)
- [Modify an Email Monitor Task](#)
- [Read an Email Monitor Task](#)
- [Email Monitor Task: XML and JSON Examples](#)
- [Properties](#)

Overview

Universal Controller supports the following RESTful-based web services for Email Monitor Task operations, which are listed alphabetically on this page.

- [Create an Email Monitor Task](#)
- [Modify an Email Monitor Task](#)
- [Read an Email Monitor Task](#)

Formatting specifications for each web service, including details about parameter requirements, are provided.

Links to detailed information about the [properties](#) used in these web services also is located on this page.

For information on Task web services that are applicable to all task types, see:

- [Delete a Task](#)
- [Launch a Task](#)
- [List Tasks](#)

Create an Email Monitor Task

	Description
URI	http://host_name/uc/resources/task
HTTP Method	POST
Description	Creates a new Email Monitor task. To persist <code>sysIds</code> , use the <code>retainSysIds</code> property.
Example URI	http://localhost:8080/uc/resources/task
Consumes Content-Type	application/xml, application/json
Produces Content-Type	n/a
Example	See Email Monitor Task: XML and JSON Examples , below.
Properties	See Properties .

Example Response	<ul style="list-style-type: none"> Status 200 /OK Successfully created the <task type> task with sysId <sysId>.
------------------	--

Modify an Email Monitor Task

	Description
URI	http://host_name/uc/resources/task
Consumes Content-Type	application/xml, application/json
Produces Content-Type	n/a
HTTP Method	PUT
Description	<p>Modifies the task specified by the sysId in the request.</p> <p>To modify Email Monitor Task properties without modifying related records, use the excludeRelated property.</p>
Example	See Email Monitor Task: XML and JSON Examples .
Properties	See Properties .
Example Response	<ul style="list-style-type: none"> Status 200 /OK Successfully updated the <task type> task with sysId <sysId> to version <version>.

Read an Email Monitor Task

	Description
URI	http://host_name/uc/resources/task
HTTP Method	GET
Description	Retrieves information on the specified task .
Request Parameters	taskId or taskname
Mutually Exclusive Parameters	taskId and taskname
Example URI	<ul style="list-style-type: none"> http://localhost:8080/uc/resources/task?taskname=testTask http://localhost:8080/uc/resources/task?taskId=d26265a2c4f345359d9b356f18a462c1
Consumes Content-Type	n/a
Produces Content-Type	application/xml, application/json

Example Response	<ul style="list-style-type: none"> • Status 200 /OK (See Email Monitor Task: XML and JSON Examples.) • Status 404 /Not Found A task with id "f87848b00a0001037f43e7c81c8ec969" does not exist.
Properties	See Properties.

Email Monitor Task: XML and JSON Examples

The [retainSysIds](#) and [version](#) properties are specified as attributes in XML.

Examples	XML	JSON
Example for Task	<pre><taskEmailMonitor retainSysIds=" true" version="1"><actions /><vari ables /><notes /><virtualResources /><exclusiveTasks /><cpDuration /><cpDurationUnit>Minutes</cpDurat ionUnit><credentials>outlook</cred entials><credentialsVar /><customF ield1 label="Domain">web.com</cust omField1><customField2 /><efDayCon straint>Nth</efDayConstraint><efDu ration>00:00:00:00</efDuration><ef Enabled>>false</efEnabled><efNthAmo unt>10</efNthAmount> <efOffsetDuration /> <efOffsetDurationUnit>Minut es</efOffsetDurationUnit> <efOffsetPercentage>0</efOf fsetPercentage> <efOffsetType>Percentage</e fOffsetType> <efTime>00:00</efTime><efTy pe>Time</efType><executionRestrict ion>Run</executionRestriction><hol dResources>>false</holdResources><l fDayConstraint>Nth</lfDayConstraint ><lfDuration>00:00:00:00</lfDurati on><lfEnabled>>false</lfEnabled><lf NthAmount>1</lfNthAmount> <lfOffsetDuration /> <lfOffsetDurationUnit>Minut es</lfOffsetDurationUnit> <lfOffsetPercentage>0</lfOf fsetPercentage> <lfOffsetType>Percentage</l fOffsetType> <lfTime>00:00</lfTime><lfTy pe>Time</lfType><lsDayConstraint>N th</lsDayConstraint><lsDuration>00 :00:00:00</lsDuration><lsEnabled>f alse</lsEnabled><lsNthAmount>7</ls</pre>	<pre>{ "type": "taskEmailMonitor", "actions": { "abortActions": [], "emailNotifications": [], "setVariableActions": [], "snmpNotifications": [], "systemOperations": [] }, "action": "Mark As Read", "body": null, "bodyBeginMarker": "TBD", "bodyEndMarker": "TBD", "bodyFilter": "None", "bodyVariables": "None", "caseSensitive": false, "cc": null, "ccFilter": "None", "connection": "Test Email Connection", "connectionVar": null, "contentProcessingType": "None", "contentValue": null, "csContentProcessing": false, "cpDuration": null, "cpDurationUnit": "Minutes", "credentials": "outlook", "credentialsVar": null, "customField1": { "label": "Domain", "value": "http://qa-cntlr-mssql:8080/uc/" }, "customField2": { "label": null, "value": null }, "efDayConstraint": "Nth Day", "efDuration": "00:00:00:00", "efEnabled": false, "efNthAmount": 10,</pre>

```
NthAmount><lsTime>00:00</lsTime><lsType>Time</lsType><<name>uc - Test Email</name><opswiseGroups /><resolveNameImmediately>>false</resolveNameImmediately><resPriority>10</resPriority><restrictionPeriod>Span</restrictionPeriod><restrictionPeriodAfterDate>2017-11-10</restrictionPeriodAfterDate><restrictionPeriodAfterTime>10:30</restrictionPeriodAfterTime><restrictionPeriodBeforeDate>2017-11-20</restrictionPeriodBeforeDate><restrictionPeriodBeforeTime>15:00</restrictionPeriodBeforeTime><restrictionPeriodDateList /><startHeld>>false</startHeld><startHeldReason /><summary>Test Email</summary><sysId>fb59a227517a421a92c15ff5aefe3b66</sysId><timeZonePref>-- System Default --</timeZonePref><twDelayAmount /><twDelayDuration>00:00:00:00</twDelayDuration><twDelayType>None</twDelayType><twWaitAmount /><twWaitDayConstraint>NONE</twWaitDayConstraint><twWaitDuration>00:00:00:00</twWaitDuration><twWaitTime>00:00</twWaitTime><twWaitType>None</twWaitType><twWorkflowOnly>-- System Default --</twWorkflowOnly><userEstimatedDuration /><action>Mark As Read</action><body /><bodyBeginMarker>TBD</bodyBeginMarker><bodyEndMarker>TBD</bodyEndMarker><bodyFilter>None</bodyFilter><bodyVariables>None</bodyVariables><caseSensitive>>false</caseSensitive><cc /><ccFilter>None</ccFilter><connection>Test Email Connection</connection><connectionVar /><contentProcessingType>None</contentProcessingType><contentValue /><csContentProcessing>>false</csContentProcessing><filterLogic>And</filterLogic><from /><fromFilter>None</fromFilter><includeReadEmail>true</includeReadEmail><mailboxFolder>true</mailboxFolder><mailboxFolderDestination /><moveToTrash>true</moveToTrash><receivedAfter>Date</receivedAfter><receivedAfterDate /><receivedAfterOffset>00:00</receivedAfterOffset><receivedBefore>Date</receivedBefore><receivedBeforeDate /><receivedBeforeOffset>00:00</receivedBeforeOffset><receivedOn>Date</receivedOn><receivedOnDate /><receivedRestriction>None</receivedRestriction><sentAfter>Date</sentAfter><sentAfterDate /><sentAfterOffset>00:00</sentAfterOffset><sentBefore>Date</sentBeforeDate /><sentBeforeOf
```

```
"efOffsetDuration": null,
"efOffsetDurationUnit": "Minutes",
"efOffsetPercentage": 0,
"efOffsetType": "Percentage",
"efTime": "00:00",
"efType": "Time",
"excludeRelated": false,
"exclusiveTasks": [],
"executionRestriction": "Run",
"filterLogic": "And",
"from": null,
"fromFilter": "None",
"holdResources": false,
"lfDayConstraint": "Nth Day",
"lfDuration": "00:00:00:00",
"lfEnabled": false,
"lfNthAmount": 1,
"lfOffsetDuration": null,
"lfOffsetDurationUnit": "Minutes",
"lfOffsetPercentage": 0,
"lfOffsetType": "Percentage",
"lfTime": "00:00",
"lfType": "Time",
"lsDayConstraint": "Nth Day",
"lsDuration": "00:00:00:00",
"lsEnabled": false,
"lsNthAmount": 7,
"lsTime": "00:00",
"lsType": "Time",
"mailboxFolder": true,
"mailboxFolderDestination": null,
"moveToTrash": true,
"name": "uc - Test Email",
"notes": [],
"opswiseGroups": null,
"receivedAfter": "Date",
"receivedAfterDate": null,
"receivedAfterOffset": "00:00",
"receivedBefore": "Date",
"receivedBeforeDate": null,
"receivedBeforeOffset": "00:00",
"receivedOn": "Date",
"receivedOnDate": null,
"receivedRestriction": "None",
"resolveNameImmediately": false,
"resPriority": 10,
"restrictionPeriod": "Span",
"restrictionPeriodAfterDate": "2017-11-10",
"restrictionPeriodAfterTime": "10:30",
"restrictionPeriodBeforeDate": "2017-11-20",
"restrictionPeriodBeforeTime": "15:00",
"restrictionPeriodDateList": [],
"retainSysIds": true,
"sentAfter": "Date",
"sentAfterDate": null,
"sentAfterOffset": "00:00",
"sentBefore": "Date",
"sentBeforeDate": null,
"sentBeforeOffset": "00:00",
"sentOn": "Date",
"sentOnDate": null,
```

```
fset>00:00</sentBeforeOffset><sentOn>Date</sentOn><sentOnDate /><sentRestriction>None</sentRestriction><subject /><subjectFilter>None</subjectFilter><timeLimit>12</timeLimit><timeLimitUnit>Hours</timeLimitUnit><to /><toFilter>None</toFilter><useAdvancedCriteria>false</useAdvancedCriteria></taskEmailMonitor>
```

```
"sentRestriction": "None",
"startHeld": false,
"startHeldReason": null,
"subject": null,
"subjectFilter": "None",
"summary": "Test Email",
"sysId":
"fb59a227517a421a92c15ff5aefe3b66",
"timeLimit": 12,
"timeLimitUnit": "Hours",
"timeZonePref": "-- System Default --",
"to": null,
"toFilter": "None",
"twDelayAmount": null,
"twDelayDuration": "00:00:00:00",
"twDelayType": "None",
"twWaitAmount": null,
"twWaitDayConstraint": "NONE",
"twWaitDuration": "00:00:00:00",
"twWaitTime": "00:00",
"twWaitType": "None",
"twWorkflowOnly": "-- System Default --",
"useAdvancedCriteria": false,
"userEstimatedDuration": null,
"variables": [],
"version": 1,
"virtualResources": []
}
```

See [Task Web Services - Task Actions](#) for XML and JSON examples of task actions.

See [Task Web Services - Task-Related Records](#) for XML and JSON examples of task-related records.

Properties

- See [All Tasks Properties](#)
- See [Email Monitor Task Properties](#)

File Transfer Task Web Services

- [Overview](#)
- [Create a File Transfer Task](#)
- [Modify a File Transfer Task](#)
- [Read a File Transfer Task](#)
- [File Transfer Task: XML and JSON Examples](#)
- [Properties](#)

Overview

Universal Controller supports the following RESTful-based web services for File Transfer Task operations, which are listed alphabetically on this page.

- [Create a File Transfer Task](#)
- [Modify a File Transfer Task](#)
- [Read a File Transfer Task](#)

Formatting specifications for each web service, including details about parameter requirements, are provided.

Links to detailed information about the [properties](#) used in these web services also is located on this page.

For information on Task web services that are applicable to all task types, see:

- [Delete a Task](#)
- [Launch a Task](#)
- [List Tasks](#)

Create a File Transfer Task

	Description
URI	http://host_name/uc/resources/task
HTTP Method	POST
Description	Creates a new File Transfer task.
Example URI	http://localhost:8080/uc/resources/task
Consumes Content-Type	application/xml, application/json
Produces Content-Type	n/a
Example	See File Transfer Task: XML and JSON Examples , below.
Properties	See Properties .

Example Response	<ul style="list-style-type: none"> Status 200 /OK Successfully created the <task type> task with sysId <sysId>.
------------------	--

Modify a File Transfer Task

	Description
URI	http://host_name/uc/resources/task
Consumes Content-Type	application/xml, application/json
Produces Content-Type	n/a
HTTP Method	PUT
Description	<p>Modifies the task specified by the sysId in the request, below.</p> <p>To modify File Transfer Task properties without modifying related records, use the excludeRelated property.</p>
Example	See File Transfer Task: XML and JSON Examples .
Properties	See Properties .
Example Response	<ul style="list-style-type: none"> Status 200 /OK Successfully updated the <task type> task with sysId <sysId> to version <version>.

Read a File Transfer Task

	Description
URI	http://host_name/uc/resources/task
HTTP Method	GET
Description	Retrieves information on the specified task .
Request Parameters	taskId or taskname
Mutually Exclusive Parameters	taskId and taskname
Example URI	<ul style="list-style-type: none"> http://localhost:8080/uc/resources/task?taskname=testTask http://localhost:8080/uc/resources/task?taskId=d26265a2c4f345359d9b356f18a462c1
Consumes Content-Type	n/a
Produces Content-Type	application/xml, application/json

Example Response	<ul style="list-style-type: none"> • Status 200 /OK (See File Transfer Task: XML and JSON Examples.) • Status 404 /Not Found A task with id "f87848b00a0001037f43e7c81c8ec969" does not exist.
Properties	See Properties.

File Transfer Task: XML and JSON Examples

The [retainSysIds](#) and [version](#) properties are specified as attributes in XML.

Examples	XML	JSON
Example for Task	<pre><taskFtp retainSysIds="true" version="1"><actions /><variables /><notes /><virtualResources /><exclusiveTasks /><agent /><agentCluster>uc Demo Cluster</agentCluster><agentClusterVar /><agentVar /><broadcastCluster /><broadcastClusterVar /><cpDuration /><cpDurationUnit>Minutes</cpDurationUnit><credentials /><credentialsVar /><customField1 label="Domain">web.com</customField1><customField2 /><efDayConstraint>Nth</efDayConstraint><efDuration>00:00:00:00</efDuration><efEnabled>false</efEnabled><efNthAmount>10</efNthAmount><efOffsetDuration /><efOffsetDurationUnit>Minutes</efOffsetDurationUnit><efOffsetPercentage>0</efOffsetPercentage><efOffsetType>Percentage</efOffsetType><efTime>00:00</efTime><efType>Time</efType><executionRestriction>Run</executionRestriction><holdResources>false</holdResources><lfDayConstraint>Nth</lfDayConstraint><lfDuration>00:00:00:00</lfDuration><lfEnabled>false</lfEnabled><lfNthAmount>1</lfNthAmount><lfOffsetDuration /><lfOffsetDurationUnit>Minutes</lfOffsetDurationUnit><lfOffsetPercentage>0</lfOffsetPercentage><lfOffsetType>Percentage</lfOffsetType><lfTime>00:00</lfTime><lfType>Time</lfType><lsDayConstraint>Nth</lsDayConstraint><lsDuration>00:00:00:00</lsDuration><lsEnabled>false</lsEnabled><lsNthAmount>7</lsNthAmount><lsTime>00:00</lsTime><lsType>Time</lsType><name></pre>	<pre>{ "type": "taskFtp", "actions": { "abortActions": [], "emailNotifications": [], "setVariableActions": [], "snmpNotifications": [], "systemOperations": [] }, "agent": null, "agentCluster": "uc Demo Cluster", "agentClusterVar": null, "agentVar": null, "broadcastCluster": null, "broadcastClusterVar": null, "codepage": "-- None --", "command": "GET", "compress": "NO", "cpDuration": null, "cpDurationUnit": "Minutes", "createop": "-- None --", "credentials": null, "credentialsVar": null, "customField1": { "label": "Domain", "value": "http://qa-cntlr-mssql:8080/uc/" }, "customField2": { "label": null, "value": null }, "encrypt": "NO", "efDayConstraint": "Nth Day", "efDuration": "00:00:00:00", "efEnabled": false, "efNthAmount": 10, "efOffsetDuration": null, "efOffsetDurationUnit": "Minutes", "efOffsetPercentage": 0, "efOffsetType": "Percentage", "efTime": "00:00",</pre>

```

uc - Test Email</name><opswiseGroups
/><resolveNameImmediately>>false</resol
veNameImmediately><resPriority>10</res
Priority><restrictionPeriod>Span</rest
rictionPeriod><restrictionPeriodAfterD
ate>2017-11-10</restrictionPeriodAfter
Date><restrictionPeriodAfterTime>10:
30</restrictionPeriodAfterTime><restri
ctionPeriodBeforeDate>2017-11-20</rest
rictionPeriodBeforeDate><restrictionPe
riodBeforeTime>15:00</restrictionPerio
dBeforeTime><restrictionPeriodDateList
 /><startHeld>>false</startHeld><startH
eldReason /><summary>Test Email</summa
ry><sysId>fb59a227517a421a92c15ff5aefe
3b66</sysId><timeZonePref>-- System
Default --</timeZonePref><twDelayAmount
 /><twDelayDuration>00:00:00:00</twDel
ayDuration><twDelayType>None</twDelayT
ype><twWaitAmount /><twWaitDayConstrai
nt>NONE</twWaitDayConstraint><twWaitDu
ration>00:00:00:00</twWaitDuration><tw
WaitTime>00:00</twWaitTime><twWaitType
>None</twWaitType><twWorkflowOnly>--
System Default --</twWorkflowOnly><use
rEstimatedDuration /><codepage>--
None --</codepage><command>GET</command
><compress>NO</compress><createop>--
None --</createop><encrypt>NO</encrypt
><exitCodeOutput /><exitCodeProcessing
>Success Exitcode Range</exitCodeProce
ssing><exitCodeText /><exitCodes>0</ex
itCodes><formOrScript>Form</formOrScri
pt><format>ASCII</format><ftpSubcomman
ds /><jobcard /><localFilename>${demo_
ops_download_dir}/welcome.msg</localFi
lename><move>>false</move><nft>>false</n
ft><outputType>STDOUT</outputType><pri
maryBroker /><primaryBrokerChoice>Agen
t Cluster</primaryBrokerChoice><primar
yBrokerRef>sbus43 - AGNT0001</primaryB
rokerRef>
<primaryCluster>${cluster}</primaryClu
ster>
<primaryClusterRef /><primaryCredVar
 /><primaryCredentials /><primaryFilesys
>-- None --</primaryFilesys><primaryOp
enOptions /><remoteCredVar /><remoteCred
entials>uc - Anonymous</remoteCreden
tials><remoteFilename>welcome.msg</rem
oteFilename><remoteServer>ftp.winzip.
com</remoteServer><retryExitCodes /><r
etryIndefinitely>>false</retryIndefinit
ely><retryInterval>60</retryInterval><
retryMaximum>0</retryMaximum><retrySup
pressFailure>>false</retrySuppressFailu
re><runtimeDir /><script /><secondaryB
roker>${agent}</secondaryBroker><secon
daryBrokerChoice>Agent Cluster</second
aryBrokerChoice><secondaryBrokerRef />
<secondaryCluster />
<secondaryClusterRef>Opwise -
"efType": "Time",
"excludeRelated": false,
"exclusiveTasks": [],
"executionRestriction": "Run",
"exitCodeOutput": null,
"exitCodeProcessing": "Success Exitcode
Range",
"exitCodeText": null,
"exitCodes": 0,
"formOrScript": "Form",
"format": "ASCII",
"ftpSubcommands": null,
"holdResources": false,
"lfDayConstraint": "Nth Day",
"lfDuration": "00:00:00:00",
"lfEnabled": false,
"lfNthAmount": 1,
"lfOffsetDuration": null,
"lfOffsetDurationUnit": "Minutes",
"lfOffsetPercentage": 0,
"lfOffsetType": "Percentage'",
"lfTime": "00:00",
"lfType": "Time",
"localFilename": "${demo_ops_download_dir}
/welcome.msg",
"lsDayConstraint": "Nth Day",
"lsDuration": "00:00:00:00",
"lsEnabled": false,
"lsNthAmount": 7,
"lsTime": "00:00",
"lsType": "Time",
"move": false,
"name": "uc - Test Email",
"nft": false,
"notes": [],
"opswiseGroups": null,
"outputType": "STDOUT",
"primaryBrokerChoice": "Agent Cluster",
"primaryBrokerRef": "sbus43 - AGNT0001",
"primaryCluster": "${cluster}",
"primaryClusterRef": null,
"primaryCredVar": null,
"primaryCredentials": null,
"primaryFilesys": "-- None --",
"primaryOpenOptions": null,
"remoteCredVar": null,
"remoteCredentials": "uc - Anonymous",
"remoteFilename": "welcome.msg",
"remoteServer": "ftp.winzip.com",
"resolveNameImmediately": false,
"resPriority": 10,
"restrictionPeriod": "Span",
"restrictionPeriodAfterDate": "2017-11-10",
"restrictionPeriodAfterTime": "10:30",
"restrictionPeriodBeforeDate": "2017-11-
20",
"restrictionPeriodBeforeTime": "15:00",
"restrictionPeriodDateList": [],
"retainSysIds": true,
"retryExitCodes": null,
"retryIndefinitely": false,
"retryInterval": 60,

```


<pre> Default Windows Cluster</secondaryClusterRef><secondaryCredVar /><secondaryCredentials /><secondaryFilesys>--None --</secondaryFilesys><secondaryOpenOptions /><serverType>UDM</serverType>> <showProgress>>false</showProgress><transferDirection>GET</transferDirection><transferMode>Passive</transferMode><trimSpace>>false</trimSpace><udmOperation>1</udmOperation><udmOptions /><useRegex>>false</useRegex></taskFtp> </pre>	<pre> "retryMaximum": 0, "retrySuppressFailure": false, "runtimeDir": null, "script": null, "secondaryBroker": "\${agent}", "secondaryBrokerChoice": "Agent Cluster", "secondaryBrokerRef": null, "secondaryCluster": null, "secondaryClusterRef": "Opswise - Default Windows Cluster", "secondaryCredVar": null, "secondaryCredentials": null, "secondaryFilesys": "-- None --", "secondaryOpenOptions": null, "serverType": "UDM", "showProgress": false, "startHeld": false, "startHeldReason": null, "summary": "Test Email", "sysId": "fb59a227517a421a92c15ff5aefe3b66", "timeZonePref": "-- System Default --", "transferDirection": "GET", "transferMode": "Passive", "trimSpace": false, "twDelayAmount": null, "twDelayDuration": "00:00:00:00", "twDelayType": "None", "twWaitAmount": null, "twWaitDayConstraint": "NONE", "twWaitDuration": "00:00:00:00", "twWaitTime": "00:00", "twWaitType": "None", "twWorkflowOnly": "-- System Default --", "udmOperation": 1, "udmOptions": null, "useRegex": false, "userEstimatedDuration": null, "variables": [], "version": 1, "virtualResources": [] } </pre>
---	--

See [Task Web Services - Task Actions](#) for XML and JSON examples of task actions.

See [Task Web Services - Task-Related Records](#) for XML and JSON examples of task-related records.

Properties

- See [All Tasks Properties](#)
- See [File Transfer Task Properties](#)

Linux Unix Task Web Services

- [Overview](#)
- [Create a Linux/Unix Task](#)
- [Modify a Linux/Unix Task](#)
- [Read a Linux/Unix Task](#)
- [Linux/Unix Task: XML and JSON Examples](#)
- [Properties](#)

Overview

Universal Controller supports the following RESTful-based web services for Linux/Unix Task operations, which are listed alphabetically on this page.

- [Create a Linux/Unix Task](#)
- [Modify a Linux/Unix Task](#)
- [Read a Linux/Unix Task](#)

Formatting specifications for each web service, including details about parameter requirements, are provided.

Links to detailed information about the [properties](#) used in these web services also is located on this page.

For information on Task web services that are applicable to all task types, see:

- [Delete a Task](#)
- [Launch a Task](#)
- [List Tasks](#)

Create a Linux/Unix Task

	Description
URI	http://host_name/uc/resources/task
HTTP Method	POST
Description	Creates a new Linux/Unix task.
Example URI	http://localhost:8080/uc/resources/task
Consumes Content-Type	application/xml, application/json
Produces Content-Type	n/a
Example	See Linux/Unix Task: XML and JSON Examples , below.
Properties	See Properties .

Example Response	<ul style="list-style-type: none"> Status 200 /OK Successfully created the <task type> task with sysId <sysId>.
------------------	--

Modify a Linux/Unix Task

	Description
URI	http://host_name/uc/resources/task
Consumes Content-Type	application/xml, application/json
Produces Content-Type	n/a
HTTP Method	PUT
Description	<p>Modifies the task specified by the sysId in the request.</p> <p>To modify Linux/Unix Task properties without modifying related records, use the excludeRelated property.</p>
Example	See Linux/Unix Task: XML and JSON Examples .
Properties	See Properties .
Example Response	<ul style="list-style-type: none"> Status 200 /OK Successfully updated the <task type> task with sysId <sysId> to version <version>.

Read a Linux/Unix Task

	Description
URI	http://host_name/uc/resources/task
HTTP Method	GET
Description	Retrieves information on the specified task .
Request Parameters	taskId or taskname
Mutually Exclusive Parameters	taskId and taskname
Example URI	<ul style="list-style-type: none"> http://localhost:8080/uc/resources/task?taskname=testTask http://localhost:8080/uc/resources/task?taskId=d26265a2c4f345359d9b356f18a462c1
Consumes Content-Type	n/a
Produces Content-Type	application/xml, application/json

Example Response

- Status 200 /OK
(See [Linux/Unix Task: XML and JSON Examples.](#))
- Status 404 /Not Found
A task with id "f87848b00a0001037f43e7c81c8ec969" does not exist.

Linux/Unix Task: XML and JSON Examples

The [retainSysIds](#) and [version](#) properties are specified as attributes in XML.

Examples	XML	JSON
Example for Task	<pre><taskUnix retainSysIds="true" version="1"><actions /><variables /><notes /><virtualResources /><exclusiveTasks /><agent /><agentCluster>uc - Demo Linux/Unix Cluster</agentCluster><agentClusterVar /><agentVar /><broadcastCluster /><broadcastClusterVar /><cpDuration /><cpDurationUnit>Minutes</cpDurationUnit><credentials /><credentialsVar /><customField1 label="Domain">web.com</customField1><customField2 /><efDayConstraint>Nth</efDayConstraint><efDuration>00:00:00:00</efDuration><efEnabled>false</efEnabled><efNthAmount>10</efNthAmount><efOffsetDuration /><efOffsetDurationUnit>Minutes</efOffsetDurationUnit><efOffsetPercentage>0</efOffsetPercentage><efOffsetType>Percentage</efOffsetType><efTime>00:00</efTime><efType>Time</efType><executionRestriction>Run</executionRestriction><holdResources>false</holdResources><lfDayConstraint>Nth</lfDayConstraint><lfDuration>00:00:00:00</lfDuration><lfEnabled>false</lfEnabled><lfNthAmount>1</lfNthAmount><lfOffsetDuration /><lfOffsetDurationUnit>Minutes</lfOffsetDurationUnit><lfOffsetPercentage>0</lfOffsetPercentage><lfOffsetType>Percentage</lfOffsetType><lfTime>00:00</lfTime><lfType>Time</lfType><lsDayConstraint>Nth</lsDayConstraint><lsDuration>00:00:00:00</lsDuration><lsEnabled>false</lsEnabled><lsNthAmount>7</lsNthAmount><lsTime>00:00</lsTime><lsType>Time</lsType><name>uc -</pre>	<pre>{ "type": "taskUnix", "actions": { "abortActions": [], "emailNotifications": [], "setVariableActions": [], "snmpNotifications": [], "systemOperations": [] }, "agent": null, "agentCluster": "uc Demo Cluster", "agentClusterVar": null, "agentVar": null, "broadcastCluster": null, "broadcastClusterVar": null, "command": null, "commandOrScript": "Script", "cpDuration": null, "cpDurationUnit": "Minutes", "credentials": null, "credentialsVar": null, "customField1": { "label": "Domain", "value": "http://qa-cntlr-mssql:8080/uc/" }, "customField2": { "label": null, "value": null }, "efDayConstraint": "Nth Day", "efDuration": "00:00:00:00", "efEnabled": false, "efNthAmount": 10, "efOffsetDuration": null, "efOffsetDurationUnit": "Minute", "efOffsetPercentage": 0, "efOffsetType": "Percentage", "efTime": "00:00", "efType": "Time", "environment": null, "excludeRelated": false, }</pre>

```

Test Email</name><<opswiseGroups
/><<resolveNameImmediately>false</r
esolveNameImmediately><<resPriority
>10</resPriority><<restrictionPeriod
>Span</restrictionPeriod><<restricti
onPeriodAfterDate>2017-11-10</res
trictionPeriodAfterDate><<restricti
onPeriodAfterTime>10:30</restricti
onPeriodAfterTime><<restrictionPeri
odBeforeDate>2017-11-20</restricti
onPeriodBeforeDate><<restrictionPer
iodBeforeTime>15:00</restrictionPe
riodBeforeTime><<restrictionPeriodD
ateList /><<startHeld>true</startHe
ld><<startHeldReason>hold reason</s
tartHeldReason><<summary /><<sysId>f
87848b00a0001037f43e7c81c8ec969</s
ysId><<timeZonePref>-- System
Default --</timeZonePref><<twDelayA
mount /><<twDelayDuration>00:00:01:
00</twDelayDuration><<twDelayType>D
uration</twDelayType><<twWaitAmount
 /><<twWaitDayConstraint /><<twWaitD
uration>00:00:00:00</twWaitDuration
><<twWaitTime>00:00</twWaitTime><<tw
WaitType>Time</twWaitType><<twWorkf
lowOnly>Yes</twWorkflowOnly><<userE
stimatedDuration>00:00:00:02</user
EstimatedDuration><<command /><<comm
andOrScript>Script</commandOrScript
><<environment /><<exitCodeOutput
 /><<exitCodeProcessing>Success
Exitcode Range</exitCodeProcessing
><<exitCodeText /><<exitCodes>0</exi
tCodes><<outputFailureOnly>true</ou
tputFailureOnly><<outputReturnFile
 /><<outputReturnNline>100</outputRe
turnNline><<outputReturnSline>1</ou
tputReturnSline><<outputReturnText
 /><<outputReturnTextType>STDERR</output
ReturnTextType><<outputType>STDOUT</ou
putType><<parameters>uc Demo</param
eters><<retryExitCodes /><<retryInde
finitely>true</retryIndefinitely><<
retryInterval>60</retryInterval><<r
etryMaximum>0</retryMaximum><<retr
ySuppressFailure>false</retrySuppre
ssFailure><<runAsSudo>false</runAsS
udo><<runtimeDir /><<script>test.
bat</script><<waitForOutput>false</
waitForOutput><</taskUnix>

```

```

"exclusiveTasks": [],
"executionRestriction": "Run",
"exitCodeOutput": null,
"exitCodeProcessing": "Success Exitcode
Range",
"exitCodeText": null,
"exitCodes": 0,
"holdResources": false,
"lfDayConstraint": "Nth Day",
"lfDuration": "00:00:00:00",
"lfEnabled": false,
"lfNthAmount": 1,
"lfOffsetDuration": null,
"lfOffsetDurationUnit": "Minutes",
"lfOffsetPercentage": 0,
"lfOffsetType": "Percentage",
"lfTime": "00:00",
"lfType": "Time",
"lsDayConstraint": "Nth Day",
"lsDuration": "00:00:00:00",
"lsEnabled": false,
"lsNthAmount": 7,
"lsTime": "00:00",
"lsType": "Time",
"name": "uc - Test Email",
"notes": [],
"opswiseGroups": null,
"outputFailureOnly": true,
"outputReturnFile": null,
"outputReturnNline": 100,
"outputReturnSline": 1,
"outputReturnText": null,
"outputReturnTextType": "STDERR",
"outputType": "STDOUT",
"parameters": "uc Demo",
"resolveNameImmediately": false,
"resPriority": 10,
"restrictionPeriod": "Span",
"restrictionPeriodAfterDate": "2017-11-10",
"restrictionPeriodAfterTime": "10:30",
"restrictionPeriodBeforeDate": "2017-11-
20",
"restrictionPeriodBeforeTime": "15:00",
"restrictionPeriodDateList": [],
"retainSysIds": true,
"retryExitCodes": null,
"retryIndefinitely": true,
"retryInterval": 60,
"retryMaximum": 0,
"retrySuppressFailure": false,
"runAsSudo": false,
"runtimeDir": null,
"script": "test.bat",
"startHeld": false,
"startHeldReason": null,
"summary": "Test Email",
"sysId":
"fb59a227517a421a92c15ff5aefe3b66",
"timeZonePref": "-- System Default --",
"twDelayAmount": null,
"twDelayDuration": "00:00:00:00",
"twDelayType": "None",

```

```
"twWaitAmount": null,  
"twWaitDayConstraint": "NONE",  
"twWaitDuration": "00:00:00:00",  
"twWaitTime": "00:00",  
"twWaitType": "None",  
"twWorkflowOnly": "-- System Default --",  
"userEstimatedDuration": null,  
"variables": [],  
"version": 1,  
"virtualResources": [],  
"waitForOutput": false  
}
```

See [Task Web Services - Task Actions](#) for XML and JSON examples of task actions.

See [Task Web Services - Task-Related Records](#) for XML and JSON examples of task-related records.

Properties

- See [All Tasks Properties](#)
- See [Linux/Unix Task Properties](#)

Manual Task Web Services

- [Overview](#)
- [Create a Manual Task](#)
- [Modify a Manual Task](#)
- [Read a Manual Task](#)
- [Manual Task: XML and JSON Examples](#)
- [Properties](#)

Overview

Universal Controller supports the following RESTful-based web services for Manual Task operations, which are listed alphabetically on this page.

- [Create a Manual Task](#)
- [Modify a Manual Task](#)
- [Read a Manual Task](#)

Formatting specifications for each web service, including details about parameter requirements, are provided.

Links to detailed information about the [properties](#) used in these web services also is located on this page.

For information on Task web services that are applicable to all task types, see:

- [Delete a Task](#)
- [Launch a Task](#)
- [List Tasks](#)

Create a Manual Task

	Description
URI	http://host_name/uc/resources/task
HTTP Method	POST
Description	Creates a new Manual task.
Example URI	http://localhost:8080/uc/resources/task
Consumes Content-Type	application/xml, application/json
Produces Content-Type	n/a
Example	See Manual Task: XML and JSON Examples , below.
Properties	See Properties .

Example Response	<ul style="list-style-type: none"> Status 200 /OK Successfully created the <task type> task with sysId <sysId>.
------------------	--

Modify a Manual Task

	Description
URI	http://host_name/uc/resources/task
Consumes Content-Type	application/xml, application/json
Produces Content-Type	n/a
HTTP Method	PUT
Description	<p>Modifies the task specified by the sysId in the request.</p> <p>To modify Manual Task properties without modifying related records, use the excludeRelated property.</p>
Example	See Manual Task: XML and JSON Examples .
Properties	See Properties .
Example Response	<ul style="list-style-type: none"> Status 200 /OK Successfully updated the <task type> task with sysId <sysId> to version <version>.

Read a Manual Task

	Description
URI	http://host_name/uc/resources/task
HTTP Method	GET
Description	Retrieves information on the specified task .
Request Parameters	taskId or taskname
Mutually Exclusive Parameters	taskId and taskname
Example URI	<ul style="list-style-type: none"> http://localhost:8080/uc/resources/task?taskname=testTask http://localhost:8080/uc/resources/task?taskId=d26265a2c4f345359d9b356f18a462c1
Consumes Content-Type	n/a
Produces Content-Type	application/xml, application/json

Example Response

- Status 200 /OK
(See [Manual Task: XML and JSON Examples.](#))
- Status 404 /Not Found
A task with id "f87848b00a0001037f43e7c81c8ec969" does not exist.

Manual Task: XML and JSON Examples

The [retainSysIds](#) and [version](#) properties are specified as attributes in XML.

Examples	XML	JSON
Example for Task	<pre><taskManual retainSysIds="true" version="1"><actions /><variables /><notes /><virtualResources /><exclusiveTasks /><cpDuration /><cpDurationUnit>Minutes</cpDurationUnit><credentials /><credentialsVar /><customField1 label="Domain">web.com</customField1><customField2 /><efDayConstraint>Nth</efDayConstraint><efDuration>00:00:00</efDuration><efEnabled>false</efEnabled><efNthAmount>10</efNthAmount><efOffsetDuration /><efOffsetDurationUnit>Minutes</efOffsetDurationUnit><efOffsetPercentage>0</efOffsetPercentage><efOffsetType>Percentage</efOffsetType><efTime>00:00</efTime><efType>Time</efType><executionRestriction>Run</executionRestriction><holdResources>false</holdResources><lfDayConstraint>Nth</lfDayConstraint><lfDuration>00:00:00</lfDuration><lfEnabled>false</lfEnabled><lfNthAmount>1</lfNthAmount><lfOffsetDuration /><lfOffsetDurationUnit>Minutes</lfOffsetDurationUnit><lfOffsetPercentage>0</lfOffsetPercentage><lfOffsetType>Percentage</lfOffsetType><lfTime>00:00</lfTime><lfType>Time</lfType><lsDayConstraint>Nth</lsDayConstraint><lsDuration>00:00:00</lsDuration><lsEnabled>false</lsEnabled><lsNthAmount>7</lsNthAmount><lsTime>00:00</lsTime><lsType>Time</lsType><name>uc - Test Email</name><opwiseGroups /><resolveNameImmediately>false</resolveNameImmediately><resPriority>10</resPriority><restrictionPeriod>Span</restrictionPeriod><restrictionPeriodAfterDate>2017-11-10</restrictionPeriodAfterDate><restrictionPeriodAfterTime>10:30</restrictionPeriodAfterTime><restrictionPeriodBeforeDate>2017-11-20</restrictionPeriodBeforeDate><restrictionPeriodBeforeTime>15:00</restrictionPeriodBeforeTime><restrictionPeriodDateList /><startHeld>false</startHeld><startHeldReason /><summary>Test Email</summary><sysId>fb59a227517a421a92c15ff5aefe3b66</sysId><timezonePref>-- System Default --</timezonePref><twDelayAmount /><twDelayDuration>00:00:00</twDelayDuration><twDelayType>None</twDelayType><twWaitAmount /><twWaitDayConstraint>NONE</twWaitDayConstraint><twWaitDuration>00:00:00</twWaitDuration><twWaitTime>00:00</twWaitTime><twWaitType>None</twWaitType><twWorkflowOnly>-- System Default --</twWorkflowOnly></taskManual></pre>	<pre>{ "type": "taskManual", "actions": { "abortActions": [], "emailNotifications": [], "setVariableActions": [], "snmpNotifications": [], "systemOperations": [] }, "cpDuration": null, "cpDurationUnit": "Minutes", "credentials": null, "credentialsVar": null, "customField1": { "label": "Domain", "value": "http://qa-cntlr-mssql:8080/uc/" }, "customField2": { "label": null, "value": null }, "efDayConstraint": "Nth Day", "efDuration": "00:00:00", "efEnabled": false, "efNthAmount": 10, "efOffsetDuration": null, "efOffsetDurationUnit": "Minutes", "efOffsetPercentage": 0, "efOffsetType": "Percentage", "efTime": "00:00", "efType": "Time", "excludeRelated": false, "exclusiveTasks": [], "executionRestriction": "Run", "holdResources": false, "lfDayConstraint": "Nth Day", "lfDuration": "00:00:00", "lfEnabled": false, "lfNthAmount": 1, "lfOffsetDuration": null, "lfOffsetDurationUnit": "Minutes",</pre>

```

"lfOffsetPercentage": 0,
"lfOffsetType": "Percentage",
"lfTime": "00:00",
"lfType": "Time",
"lsDayConstraint": "Nth Day",
"lsDuration": "00:00:00:00",
"lsEnabled": false,
"lsNthAmount": 7,
"lsTime": "00:00",
"lsType": "Time",
"name": "uc - Test Email",
"notes": [],
"opswiseGroups": null,
"resolveNameImmediately": false,
"resPriority": 10,
"restrictionPeriod": "Span",
"restrictionPeriodAfterDate": "2017-11-10",
"restrictionPeriodAfterTime": "10:30",
"restrictionPeriodBeforeDate": "2017-11-
20",
"restrictionPeriodBeforeTime": "15:00",
"restrictionPeriodDateList": [],
"retainSysIds": true,
"startHeld": false,
"startHeldReason": null,
"summary": "Test Email",
"sysId":
"fb59a227517a421a92c15ff5aefe3b66",
"timeZonePref": "-- System Default --",
"twDelayAmount": null,
"twDelayDuration": "00:00:00:00",
"twDelayType": "None",
"twWaitAmount": null,
"twWaitDayConstraint": "NONE",
"twWaitDuration": "00:00:00:00",
"twWaitTime": "00:00",
"twWaitType": "None",
"twWorkflowOnly": "-- System Default --",
"userEstimatedDuration": null,
"variables": [],
"version": 1,
"virtualResources": []
}

```

Examples for Task Actions

Abort

```

<abortAction><description /><exitCodes /><notifyOnEarlyFinish>>false<
/notifyOnEarlyFinish><notifyOnLateFinish>>false</notifyOnLateFinish><
notifyOnLateStart>>false</notifyOnLateStart><status>Waiting</status><
sysId>ad42c3268468425db6e1580cd53f57f0</sysId><cancelProcess>>false<
/cancelProcess><haltOnFinish>>false</haltOnFinish><overrideExitCode
/></abortAction>

```

Abort

Email Notification

```
<emailNotification><description /><exitCodes /><notifyOnEarlyFinish>false</notifyOnEarlyFinish><notifyOnLateFinish>false</notifyOnLateFinish><notifyOnLateStart>false</notifyOnLateStart><status>Success</status><sysId>2b72cdaaf3a145e4bbae5a7ddd24baff</sysId><attachFile>false</attachFile><attachJobLog>false</attachJobLog><attachStdError>false</attachStdError><attachStdOut>true</attachStdOut><bcc /><body>test body</body><cc /><emailConnection>uc - Gmail Account</emailConnection><emailTemplate /><emailTemplateVar /><fileName /><fileNumLines>100</fileNumLines><fileScanText /><fileStartLine>1</fileStartLine><joblogNumLines>100</joblogNumLines><joblogScanText /><joblogStartLine>1</joblogStartLine><replyTo>replyTo@test.com</replyTo><report><groupName /><title>report1</title><userName>ops.admin</userName></report><stderrNumLines>100</stderrNumLines><stderrScanText /><stderrStartLine>1</stderrStartLine><stdoutNumLines>100</stdoutNumLines><stdoutScanText /><stdoutStartLine>1</stdoutStartLine><subject /><to>test@test.com</to></emailNotification>
```

Set Variable

```
<setVariableAction><description /><exitCodes /><notificationOption>Operation Failure</notificationOption><notifyOnEarlyFinish>false</notifyOnEarlyFinish><notifyOnLateFinish>false</notifyOnLateFinish><notifyOnLateStart>false</notifyOnLateStart><status>Waiting</status><sysId>f7824e38add745c2bf41017b07697bdf</sysId><variableName>name</variableName><variableScope>Self</variableScope><variableValue /></setVariableAction>
```

SNMP Notification

```
<snmpNotification><description /><exitCodes /><notifyOnEarlyFinish>false</notifyOnEarlyFinish><notifyOnLateFinish>false</notifyOnLateFinish><notifyOnLateStart>false</notifyOnLateStart><status>Resource Requested</status><sysId>1a1ddf2fa7f7466db8b5fc7863fc4ea3</sysId><severity>Normal</severity><snmpManager>test manager</snmpManager></snmpNotification>
```

System Operation

```
"abortActions": [ {
  "cancelProcess": false,
  "description": null,
  "exitCodes": null,
  "haltOnFinish": true,
  "notifyOnEarlyFinish": false,
  "notifyOnLateFinish": false,
  "notifyOnLateStart": false,
  "overrideExitCode": null,
  "status": "Waiting",
  "sysId": "ad42c3268468425db6e1580cd53f57f0"
} ],
```

Email Notification

```
<systemOperation><description /><exitCodes /><notifyOnEarlyFinish>false</notifyOnEarlyFinish><notifyOnLateFinish>false</notifyOnLateFinish><notifyOnLateStart>false</notifyOnLateStart><status>Held</status><sysId>742beaf652834054bledc37e6423700d</sysId><agent /><agentCluster /><agentClusterVar /><agentVar /><execCommand>Cancel</execCommand><execCriteria>Oldest Active Instance</execCriteria><execId /><execLookupOption>Task</execLookupOption><execName /><execWorkflowNameCond /><execWorkflowName /><limit /><notificationOption>Operation Failure</notificationOption><operation>Run Task Instance Command</operation><task>uc - B=${B}</task><taskLimitType>Unlimited</taskLimitType><taskVar /><trigger /><triggerVar /><variables><variable><name>var1</name><value>vall</value></variable><variable><name>var2</name><value>val2</value></variable></variables><variablesUnresolved>false</variablesUnresolved><variablesUnresolved /><virtualResource /><virtualResourceVar /></systemOperation>
```

```
"emailNotifications": [ {
  "attachFile": false,
  "attachJobLog": false,
  "attachStdError": false,
  "attachStdOut": true,
  "bcc": null,
  "body": "test body",
  "cc": null,
  "description": null,
  "emailConnection": "uc - Gmail Account",
  "emailTemplate": null,
  "emailTemplateVar": null,
  "exitCodes": null,
  "fileName": null,
  "fileNumLines": 100,
  "fileScanText": null,
  "fileStartLine": 1,
  "joblogNumLines": 100,
  "joblogScanText": null,
  "joblogStartLine": 1,
  "notifyOnEarlyFinish": false,
  "notifyOnLateFinish": false,
  "notifyOnLateStart": false,
  "replyTo": "replyTo@test.com",
  "report": {
    "groupName": null,
    "title": "report1",
    "userName": "ops.admin"
  },
  "status": "Success",
  "stderrNumLines": 100,
  "stderrScanText": null,
  "stderrStartLine": 1,
  "stdoutNumLines": 100,
  "stdoutScanText": null,
  "stdoutStartLine": 1,
  "subject": null,
  "sysId":
  "2b72cdaaf3a145e4bbae5a7ddd24baff",
  "to": "test@test.com"
}
],
```

Set Variable

```
"setVariableActions": [ {  
  "description": null,  
  "exitCodes": null,  
  "notificationOption": "Operation Failure",  
  "notifyOnEarlyFinish": false,  
  "notifyOnLateFinish": false,  
  "notifyOnLateStart": false,  
  "status": "Waiting",  
  "sysId":  
  "f7824e38add745c2bf41017b07697bdf",  
  "variableName": "name",  
  "variableScope": "Self",  
  "variableValue": null  
}  
],
```

SNMP Notification

```
"snmpNotifications": [ {  
  "description": null,  
  "exitCodes": null,  
  "notifyOnEarlyFinish": false,  
  "notifyOnLateFinish": false,  
  "notifyOnLateStart": false,  
  "severity": "Normal",  
  "snmpManager": "test manager",  
  "status": "Resource Requested",  
  "sysId": "1alddf2fa7f7466db8b5fc7863fc4ea3"  
}  
],
```

System Operation

```

"systemOperations": [ {
  "agent": null,
  "agentCluster": null,
  "agentClusterVar": null,
  "agentVar": null,
  "description": null,
  "execCommand": "Cancel",
  "execCriteria": "Oldest Active Instance",
  "execId": null,
  "execLookupOption": "Task",
  "execName": null,
  "execWorkflowNameCond": null,
  "execWorkflowName": null,
  "exitCodes": null,
  "limit": null,
  "notificationOption": "Operation Failure",
  "notifyOnEarlyFinish": false,
  "notifyOnLateFinish": false,
  "notifyOnLateStart": false,
  "operation": "Run Task Instance Command",
  "task": "uc - B=${B}",
  "taskLimitType": "Unlimited",
  "taskVar": null,
  "trigger": null,
  "triggerVar": null,
  "status": "Held",
  "sysId":
  "742beaf652834054bledc37e6423700d",
  "variables": [ {
    "name": "var1",
    "value": "val1"
  },
  {
    "name": "var2",
    "value": "val2"
  } ],
  "variablesUnresolved": false,
  "virtualResource": null,
  "virtualResourceVar": null
} ]

```

Examples for Task-Related Records

Mutually Exclusive Tasks

Mutually Exclusive Tasks

```
<exclusiveTasks><exclusiveTask><sysId>5d2c0886b69745aa916a755602alb77f</sysId><task>Sleep 0<task><type>Direct<type></exclusiveTask><exclusiveTask><sysId>c1342b7597f9492e927ce24c5126f9d4</sysId><task>Sleep 30<task><type>Direct</type></exclusiveTask></exclusiveTasks>
```

Notes

```
<notes><note><sysId>8122cc80fbd4e12b2c7118c172038fc</sysId><text>note2 text</text><title>note2</title></note><note><sysId>eb95737f44664bd3bd4002690e00d715</sysId><text>note1 text</text><title>note1</title></note></notes>
```

Variables

```
<variables><variable><description>description</description><name>var1</name><sysId>76af48c246954c128ef90da254044618</sysId><value>value1</value></variable><variable><description /><name>var2</name><sysId>899912878e4b4a36848269dc8a75dclc</sysId><value>value2</value></variable></variables>
```

Virtual Resources

```
<virtualResources><virtualResource><amount>1</amount><resource>uc - Solo</resource><sysId>4f5bb3fda5874dac8bb1897382d1317d</sysId></virtualResource></virtualResources>
```

```
"exclusiveTasks": [ {
  "sysId":
  "5d2c0886b69745aa916a755602alb77f",
  "task": "Sleep 0",
  "type": "Direct"
},
{
  "sysId":
  "c1342b7597f9492e927ce24c5126f9d4",
  "task": "Sleep 30",
  "type": "Direct"
} ]
```

Notes

```
"notes": [ {
  "sysId":
  "8122cc80fbd4e12b2c7118c172038fc",
  "text": "note2 text",
  "title": "note2"
},
{
  "sysId":
  "eb95737f44664bd3bd4002690e00d715",
  "text": "note1 text",
  "title": "note1"
} ]
```

Variables

```
"variables": [ {
  "description": "description",
  "name": "var1",
  "sysId":
"76af48c246954c128ef90da254044618",
  "value": "value1"
},
{
  "description": null,
  "name": "var2",
  "sysId":
"899912878e4b4a36848269dc8a75dc1c",
  "value": "value2"
} ]
```

Virtual Resources

```
"virtualResources": [ {
  "amount": 1,
  "resource": "uc - Solo",
  "sysId": "4f5bb3fda5874dac8bb1897382d1317d"
} ]
```

Properties

Task Properties	<ul style="list-style-type: none"> • See All Tasks Properties
Task Action Properties	<ul style="list-style-type: none"> • See Abort Action Properties • See Email Notification Action Properties • See Set Variable Action Properties • See SNMP Notification Action Properties • See System Operation Action Properties
Task-Related Records Properties	<ul style="list-style-type: none"> • See Mutually Exclusive Tasks Properties • See Notes Properties • See Variables in Tasks Properties • See Virtual Resources Properties

PeopleSoft Task Web Services

- [Overview](#)
- [Create a PeopleSoft Task](#)
- [Modify a PeopleSoft Task](#)
- [Read a PeopleSoft Task](#)
- [PeopleSoft Task: XML and JSON Examples](#)
- [Properties](#)

Overview

Universal Controller supports the following RESTful-based web services for PeopleSoft Task operations, which are listed alphabetically on this page.

- [Create a PeopleSoft Task](#)
- [Modify a PeopleSoft Task](#)
- [Read a PeopleSoft Task](#)

Formatting specifications for each web service, including details about parameter requirements, are provided.

Links to detailed information about the [properties](#) used in these web services also is located on this page.

For information on Task web services that are applicable to all task types, see:

- [Delete a Task](#)
- [Launch a Task](#)
- [List Tasks](#)

Create a PeopleSoft Task

	Description
URI	http://host_name/uc/resources/task
HTTP Method	POST
Description	Creates a new PeopleSoft task.
Example URI	http://localhost:8080/uc/resources/task
Consumes Content-Type	application/xml, application/json
Produces Content-Type	n/a
Example	See PeopleSoft Task: XML and JSON Examples , below.
Properties	See Properties .

Example Response	<ul style="list-style-type: none"> Status 200 /OK Successfully created the <task type> task with sysId <sysId>.
------------------	--

Modify a PeopleSoft Task

	Description
URI	http://host_name/uc/resources/task
Consumes Content-Type	application/xml, application/json
Produces Content-Type	n/a
HTTP Method	PUT
Description	<p>Modifies the task specified by the sysId in the request.</p> <p>To modify PeopleSoft Task properties without modifying related records, use the excludeRelated property.</p>
Example	See PeopleSoft Task: XML and JSON Examples .
Properties	See Properties .
Example Response	<ul style="list-style-type: none"> Status 200 /OK Successfully updated the <task type> task with sysId <sysId> to version <version>.

Read a PeopleSoft Task

	Description
URI	http://host_name/uc/resources/task
HTTP Method	GET
Description	Retrieves information on the specified task .
Request Parameters	taskId or taskname
Mutually Exclusive Parameters	taskId and taskname
Example URI	<ul style="list-style-type: none"> http://localhost:8080/uc/resources/task?taskname=testTask http://localhost:8080/uc/resources/task?taskId=d26265a2c4f345359d9b356f18a462c1
Consumes Content-Type	n/a
Produces Content-Type	application/xml, application/json

Example Response	<ul style="list-style-type: none"> • Status 200 /OK (See PeopleSoft Task: XML and JSON Examples.) • Status 404 /Not Found A task with id "f87848b00a0001037f43e7c81c8ec969" does not exist.
Properties	See Properties.

PeopleSoft Task: XML and JSON Examples

The [retainSysIds](#) and [version](#) properties are specified as attributes in XML.

Examples	XML	JSON
Example for Task		<pre> { "type": "taskPeoplesoft", "actions": { "abortActions": [], "emailNotifications" : [], "setVariableActions" : [], "snmpNotifications": [], "systemOperations": [] }, "agent": null, "agentCluster": "uc Demo Cluster", "agentClusterVar": null, "agentVar": null, "broadcastCluster": null, "command": "Schedule Job", "connection": "PS_Connection 1", "connectionVar": null, "contentFilter": null, "cpDuration": null, "cpDurationUnit": "Minutes", "credentials": null, "credentialsVar": null, "customField1": { "label": "Domain", "value": "http://qa- cntl-r-mssql:8080/uc/" }, } </pre>

```
<taskPeopleSoft retainSysIds="true" version="1"><actions /><variables /><notes /><runtimeParameters /><virtualResources /><exclusiveTasks /><agent>AGNT0001</agent><agentCluster /><agentClusterVar /><agentVar /><broadcastCluster /><cpDuration /><cpDurationUnit>Minutes</cpDurationUnit><credentials /><credentialsVar /><customField1 label="Domain">web.com</customField1><customField2 /><efDayConstraint>Nth</efDayConstraint><efDuration>00:00:00:00</efDuration><efEnabled>false</efEnabled><efNthAmount>10</efNthAmount>
  <efOffsetDuration />
  <efOffsetDurationUnit>Minutes</efOffsetDurationUnit>
  <efOffsetPercentage>0</efOffsetPercentage>
  <efOffsetType>Percentage</efOffsetType>
  <efTime>00:00</efTime><efType>Time</efType><executionRestriction>Run</executionRestriction><holdResources>false</holdResources><lfDayConstraint>Nth</lfDayConstraint><lfDuration>00:00:00:00</lfDuration><lfEnabled>false</lfEnabled><lfNthAmount>1</lfNthAmount>
  <lfOffsetDuration />
  <lfOffsetDurationUnit>Minutes</lfOffsetDurationUnit>
  <lfOffsetPercentage>0</lfOffsetPercentage>
  <lfOffsetType>Percentage</lfOffsetType>
  <lfTime>00:00</lfTime><lfType>Time</lfType><lsDayConstraint>Nth</lsDayConstraint><lsDuration>00:00:00:00</lsDuration><lsEnabled>false</lsEnabled><lsNthAmount>7</lsNthAmount><lsTime>00:00</lsTime><lsType>Time</lsType><name>uc - Test Email</name><opwiseGroups /><resolveNameImmediately>false</resolveNameImmediately><resPriority>10</resPriority><restrictionPeriod>Span</restrictionPeriod><restrictionPeriodAfterDate>2017-11-10</restrictionPeriodAfterDate><restrictionPeriodAfterTime>10:30</restrictionPeriodAfterTime><restrictionPeriodBeforeDate>2017-11-20</restrictionPeriodBeforeDate><restrictionPeriodBeforeTime>15:00</restrictionPeriodBeforeTime><restrictionPeriodDateList /><startHeld>true</startHeld><startHeldReason>hold reason</startHeldReason><summary /><sysId>f87848b00a0001037f43e7c81c8ec969</sysId><timeZonePref>-- System Default --</timeZonePref><twDelayAmount /><twDelayDuration>00:00:01:00</twDelayDuration><twDelayType>Duration</twDelayType><twWaitAmount /><twWaitDayConstraint /><twWaitDuration>00:00:00:00</twWaitDuration><twWaitTime>00:00</twWaitTime><twWaitType>Time</twWaitType><twWorkflowOnly>Yes</twWorkflowOnly><userEstimatedDuration>00:00:00:02</userEstimatedDuration><command>Schedule Job</command><connection>PS_Connection 1</connection><connectionVar /><contentFilter /><distributionOptions><distributionOption><distributionIdType>User</distributionIdType><distributionId>PS_User_1</distributionId></distributionOption><distributionOption><distributionIdType>Role</distributionIdType><distributionId>PS_Role_1</distributionId></distributionOption></distributionOptions><emailAddresses>stone@qa.stone.branch</emailAddresses><emailAttachLog>false</emailAttachLog><emailSubject>Test Subject for ${ops_task_name}</emailSubject><emailText>Test Body for ${ops_task_name} with id ${ops_task_id}.</emailText><emailWebReport>false</emailWebReport><exitCodeOutput /><exitCodeProcessing>Success Exitcode Range</exitCodeProcessing><exitCodes>0</exitCodes><exitCodeText /><mainJobName /><mainSchedName /><outputDestFormat>0</outputDestFormat><outputDestString /><outputDestType>0</outputDestType><outputFailureOnly>true</outputFailureOnly><outputReturnFile /><outputReturnNline>100</outputReturnNline><outputReturnSline>1</outputReturnSline><outputReturnText /><outputReturnType>OUTERR</outputReturnType><outputType>STDOUT</outputType><printAppMessage>false</printAppMessage><printDistList>false</printDistList><printJobTree>false</printJobTree><printParamList>false</printParamList><printSystemMessage>false</printSystemMessage><processFileName /><processName>TREETREEMOVER</processName><processType>PSJob</processType><psCredentials>PeopleSoft</psCredentials><psCredentialsVar /><report>false</report><reportFolderName /><retentionDays /><runControlId>ESS1A</runControlId><serverName /><waitForOutput>false</waitForOutput></taskPeopleSoft>
```

```
"customField2": {
  "label": null,
  "value": null
},
"distributionOptions":
[
  {
    "distributionId":
    "PS_User_1",

    "distributionIdType":
    "User"
  },
  {
    "distributionId":
    "PS_Role_1",

    "distributionIdType":
    "Role"
  }
],
"efDayConstraint":
"Nth Day",
"efDuration": "00:00:00:00",
"efEnabled": false,
"efNthAmount": 10,
"efOffsetDuration":
null,
"efOffsetDurationUnit":
"Minutes",
"efOffsetPercentage":
0,
"efOffsetType":
"Percentage",
"efTime": "00:00",
"efType": "Time",
"emailAddresses":
"stone@qa.stone.branch",
"emailAttachLog":
false,
"emailSubject": "Test Subject for ${ops_task_name}",
"emailText": "Test Body for ${ops_task_name} with id ${ops_task_id}.",
"emailWebReport":
false,
"excludeRelated":
false,
"exclusiveTasks": [],
"executionRestriction":
"Run",
"exitCodeOutput":
null,
"exitCodeProcessing":
"Success Exitcode Range",
```

```
"exitCodes": 0,
"exitCodeText": null,
"holdResources":
false,
"lfDayConstraint":
"Nth Day",
"lfDuration": "00:00:
00:00",
"lfEnabled": false,
"lfNthAmount": 1,
"lfOffsetDuration":
null,
"lfOffsetDurationUnit"
: "Minutes",
"lfOffsetPercentage":
0,
"lfOffsetType":
"Percentage",
"lfTime": "00:00",
"lfType": "Time",
"lsDayConstraint":
"Nth Day",
"lsDuration": "00:00:
00:00",
"lsEnabled": false,
"lsNthAmount": 7,
"lsTime": "00:00",
"lsType": "Time",
"mainJobName": null,
"mainSchedName": null,
"name": "uc - Test
Email",
"notes": [],
"opwiseGroups":
null,
"outputDestFormat":
0,
"outputDestString":
null,
"outputDestType": 0,
"outputFailureOnly":
true,
"outputReturnFile":
null,
"outputReturnNline":
100,
"outputReturnSline":
1,
"outputReturnText":
null,
"outputReturnType":
"OUTERR",
"outputType":
"STDOUT",
"printAppMessage":
false,
"printDistList":
false,
"printJobTree":
false,
"printParamList":
false,
```

```

    "printSystemMessage":
false,
    "processFileName":
null,
    "processName":
"TREEMOVER",
    "processType": PSJob,
    "psCredentials":
"PeopleSoft",
    "report": false,
    "reportFolderName":
null,
    "resolveNameImmediately
": false,
    "resPriority": 10,
    "restrictionPeriod":
"Span",
    "restrictionPeriodAfte
rDate": "2017-11-10",
    "restrictionPeriodAfte
rTime": "10:30",
    "restrictionPeriodBefo
reDate": "2017-11-20",
    "restrictionPeriodBefo
reTime": "15:00",
    "restrictionPeriodDate
List": [],
    "retainSysIds": true,
    "retentionDays": null,
    "runControlId": ESS1A,
    "runtimeParameters":
[],
    "serverName": null,
    "startHeld": false,
    "startHeldReason":
null,
    "summary": "Test
Email",
    "sysId":
"fb59a227517a421a92c15ff
5aefe3b66",
    "timeZonePref": "--
System Default --",
    "twDelayAmount": null,
    "twDelayDuration":
"00:00:00:00",
    "twDelayType": "None",
    "twWaitAmount": null,
    "twWaitDayConstraint":
"NONE",
    "twWaitDuration": "00:
00:00:00",
    "twWaitTime": "00:00",
    "twWaitType": "None",
    "twWorkflowOnly": "--
System Default --",
    "userEstimatedDuration
": null,
    "variables": [],
    "version": 1,
    "virtualResources":
[],

```

```
"waitForOutput": false  
}
```

See [Task Web Services - Task Actions](#) for XML and JSON examples of task actions.

See [Task Web Services - Task-Related Records](#) for XML and JSON examples of task-related records.

Properties

- See [All Tasks Properties](#)
- See [PeopleSoft Task Properties](#)

Recurring Task Web Services

- [Overview](#)
- [Create a Recurring Task](#)
- [Modify a Recurring Task](#)
- [Read a Recurring Task](#)
- [Recurring Task: XML and JSON Examples](#)
- [Properties](#)

Overview

Universal Controller supports the following RESTful-based web services for Recurring Task operations, which are listed alphabetically on this page.

- [Create a Recurring Task](#)
- [Modify a Recurring Task](#)
- [Read a Recurring Task](#)

Formatting specifications for each web service, including details about parameter requirements, are provided.

Links to detailed information about the [properties](#) used in these web services also is located on this page.

For information on Task web services that are applicable to all task types, see:

- [Delete a Task](#)
- [Launch a Task](#)
- [List Tasks](#)

Create a Recurring Task

	Description
URI	http://host_name/uc/resources/task
HTTP Method	POST
Description	Creates a new Recurring task.
Example URI	http://localhost:8080/uc/resources/task
Consumes Content-Type	application/xml, application/json
Produces Content-Type	n/a
Example	See Recurring Task: XML and JSON Examples , below.
Properties	See Properties .

Example Response	<ul style="list-style-type: none"> Status 200 /OK Successfully created the <task type> task with sysId <sysId>.
------------------	--

Modify a Recurring Task

	Description
URI	http://host_name/uc/resources/task
Consumes Content-Type	application/xml, application/json
Produces Content-Type	n/a
HTTP Method	PUT
Description	<p>Modifies the task specified by the sysId in the request, below.</p> <p>To modify Recurring Task properties without modifying related records, use the excludeRelated property.</p>
Example	See Recurring Task: XML and JSON Examples .
Properties	See Properties .
Example Response	<ul style="list-style-type: none"> Status 200 /OK Successfully updated the <task type> task with sysId <sysId> to version <version>.

Read a Recurring Task

	Description
URI	http://host_name/uc/resources/task
HTTP Method	GET
Description	Retrieves information on the specified task .
Request Parameters	taskId or taskname
Mutually Exclusive Parameters	taskId and taskname
Example URI	<ul style="list-style-type: none"> http://localhost:8080/uc/resources/task?taskname=testTask http://localhost:8080/uc/resources/task?taskId=d26265a2c4f345359d9b356f18a462c1
Consumes Content-Type	n/a
Produces Content-Type	application/xml, application/json

Example Response	<ul style="list-style-type: none"> • Status 200 /OK (See Recurring Task: XML and JSON Examples.) • Status 404 /Not Found A task with id "f87848b00a0001037f43e7c81c8ec969" does not exist.
Properties	See Properties.

Recurring Task: XML and JSON Examples

The [retainSysIds](#) and [version](#) properties are specified as attributes in the <task type> element in XML.

Examples	XML	JSON
Example for Task	<pre><taskRecurring retainSysIds="true" version="1"><actions /><variables /><notes /><virtualResources /><exclusiveTasks /><cpDuration /><cpDurationUnit>Minutes</cpDurationUnit><credentials /><credentialsVar /><customField1 label="Domain">web.com</customField1><customField2 /><efDayConstraint>Nth</efDayConstraint><efDuration>00:00:00:00</efDuration><efEnabled>>false</efEnabled><efNthAmount>10</efNthAmount> <efOffsetDuration /> <efOffsetDurationUnit>Minutes</efOffsetDurationUnit> <efOffsetPercentage>0</efOffsetPercentage> <efOffsetType>Percentage</efOffsetType> <efTime>00:00</efTime><efType>Time</efType> <executionRestriction>Run</executionRestriction> <holdResources>>false</holdResources> <indefiniteRecurrences>>false</indefiniteRecurrences> <intervalEndTime>>false</intervalEndTime> <intervalEndDayConstraint>>false</intervalEndDayConstraint> <intervalStartDayConstraint>10:06</intervalStartDayConstraint> <intervalStartTime>10:06</intervalStartTime> <lfDayConstraint>Nth</lfDayConstraint> <lfDuration>00:00:00:00</lfDuration> <lfEnabled>>false</lfEnabled> <lfNthAmount>1</lfNthAmount> <lfOffsetDuration /> <lfOffsetDurationUnit>Minutes</lfOffsetDurationUnit> <lfOffsetPercentage>0</lfOffsetPercentage> <lfOffsetType>Percentage</lfOffsetType> <lfTime>00:00</lfTime> <lfType>Time</lfType> <lsDayConstraint>Nth</lsDayConstraint> <lsDuration>00:00:00:00</lsDuration> <lsEnabled>>false</lsEnabled> <lsNthAmount>7</lsNthAmount> <lsTime>00:00</lsTime> <lsType>Time</lsType> <name>rec-Test3</name> <numberOfRecurrences>1</numberOfRecurrences> <opwiseGroups /> <overrideVariables><variable><name>Summary</name> <resolution>Disabled</resolution><value>Recurring Task Instance with id \${recurring_task_id}</value></variable><variable><name>recurring_task_id</name> <resolution>Enabled</resolution><value>\${ops_task_id}</value></variable> <variable><name>count</name></pre>	<pre>{ "type": "taskRecurring", "actions": { "abortActions": [], "emailNotifications": [], "setVariableActions": [], "snmpNotifications": [], "systemOperations": [] }, "cpDuration": null, "cpDurationUnit": "Minutes", "credentials": null, "credentialsVar": null, "customField1": { "label": "Domain", "value": "http://qa-cntlr-mssql:8080 /uc/" }, "customField2": { "label": null, "value": null }, "efDayConstraint": "Nth Day", "efDuration": "00:00:00:00", "efEnabled": false, "efNthAmount": 10, "efOffsetDuration": null, "efOffsetDurationUnit": "Minutes", "efOffsetPercentage": 0, "efOffsetType": "Percentage", "efTime": "00:00", "efType": "Time", "exclusiveTasks": [], "executionRestriction": "Run", "holdResources": false, "indefiniteRecurrences": false, "intervalEndTime": "11:05", "intervalEndDayConstraint": "none", "intervalStartTime": "10:06", "intervalStartDayConstraint": "none", "lfDayConstraint": "Nth Day",</pre>

```

<resolution>Enabled Every Recurrence</resolution><value>${ops_recurrence_count}</value><
/variable></overrideVariables><recurrenceInterval>10</recurrenceInterval><recurrenceInterval
Unit>1</recurrenceIntervalUnit>
<recurrenceTimeList /><recurrenceType>Interval</recurrenceType>
<resolveNameImmediately>>false</resolveNameImmediately>
<resPriority>10</resPriority>
<restrictionPeriod>Span</restrictionPeriod>
<restrictionPeriodAfterDate>2017-11-10</restrictionPeriodAfterDate>
<restrictionPeriodAfterTime>10:30</restrictionPeriodAfterTime>
<restrictionPeriodBeforeDate>2017-11-20</restrictionPeriodBeforeDate>
<restrictionPeriodBeforeTime>15:00</restrictionPeriodBeforeTime>
<restrictionPeriodDateList />
<rdExcludeBackupRt>>true</rdExcludeBackupRt>
<retentionDurationRt>1</retentionDurationRt>
<retentionDurationPurgeRt>>true</retentionDurationPurgeRt>
<retentionDurationUnitRt>Hours</retentionDurationUnitRt>
<retryIndefinitely>>false</retryIndefinitely><retryInterval>60</retryInterval><retryMaximum>0
</retryMaximum><retrySuppressFailure>>false</retrySuppressFailure>
<skipCondition>None</skipCondition>
<startHeld>>false</startHeld>
<startHeldReason />
<summary />
<sysId>3309586343d26172001d662b049d90c8</sysId>
  <targetTask>win-1</targetTask>
  <targetTaskMonitorCondition>First Recurrence</targetTaskMonitorCondition>
  <targetTaskStatusText>Finished, Success</targetTaskStatusText>
<timeZonePref>-- System Default --</timeZonePref>
<twDelayAmount />
<twDelayDuration>00:00:00:00</twDelayDuration>
<twDelayType>None</twDelayType>
<twWaitAmount />
<twWaitDayConstraint />
<twWaitDuration>00:00:00:00</twWaitDuration>
<twWaitTime>00:00</twWaitTime>
<twWaitType>None</twWaitType>
<twWorkflowOnly>-- System Default --</twWorkflowOnly>
<userEstimatedDuration />
</taskRecurring>

```

```

"lfDuration": "00:00:00:00",
"lfEnabled": false,
"lfNthAmount": 1,
"lfOffsetDuration": null,
"lfOffsetDurationUnit": "Minutes",
"lfOffsetPercentage": 0,
"lfOffsetType": "Percentage",
"lfTime": "00:00",
"lfType": "Time",
"lsDayConstraint": "Nth Day",
"lsDuration": "00:00:00:00",
"lsEnabled": false,
"lsNthAmount": 7,
"lsTime": "00:00",
"lsType": "Time",
"name": "rec-test3",
"notes": [],
"numberOfRecurrences": 1,
"opwiseGroups": null,
"overrideVariables": [
  {
    "name": "Summary",
    "resolution": "Disabled",
    "value": "Recurring Task Instance
with id ${recurring_task_id}."
  },
  {
    "name": "recurring_task_id",
    "resolution": "Enabled",
    "value": "${ops_task_id}"
  },
  {
    "name": "count",
    "resolution": "Enabled Every Recurrence",
    "value": "${ops_recurrence_count}"
  }
],
"recurrenceInterval": "10",
"recurrenceIntervalUnit": "1",
"recurrenceTimeList": null,
"recurrenceType": "Interval",
"resPriority": 10,
"restrictionPeriod": "Span",
"restrictionPeriodAfterDate": "2017-11-
10",
"restrictionPeriodAfterTime": "10:30",
"restrictionPeriodBeforeDate": "2017-11-
20",
"restrictionPeriodBeforeTime": "15:00",
"restrictionPeriodDateList": [],
"rdExcludeBackupRt": true,
"retentionDurationRt": 1,
"retentionDurationPurgeRt": true,
"retentionDurationUnitRt": "Hours",
"retainSysIds": true,
"retryIndefinitely": false,
"retryInterval": 60,
"retryMaximum": 0,
"retrySuppressFailure": false,
"skipCondition": "None",
"startHeld": false,
"startHeldReason": null,

```

```
"summary": null,  
"sysId":  
"fb59a227517a421a92c15ff5aefe3b66",  
"targetTask": "win-1",  
"targetTaskMonitorCondition": "First  
Recurrence",  
"targetTaskStatusText": "Finished,  
\nSuccess",  
"timeZonePref": "-- System Default --",  
"twDelayAmount": null,  
"twDelayDuration": "00:00:00:00",  
"twDelayType": "None",  
"twWaitAmount": null,  
"twWaitDayConstraint": "None",  
"twWaitDuration": "00:00:00:00",  
"twWaitTime": "00:00",  
"twWaitType": "None",  
"twWorkflowOnly": "-- System Default --",  
"userEstimatedDuration": null,  
"variables": [],  
"version": 1,  
"virtualResources": []  
}
```

See [Task Web Services - Task Actions](#) for XML and JSON examples of task actions.

See [Task Web Services - Task-Related Records](#) for XML and JSON examples of task-related records.

Properties

- See [All Tasks Properties](#)
- See [Recurring Task Properties](#)

Remote File Monitor Task Web Services

- [Overview](#)
- [Create a Remote File Monitor Task](#)
- [Modify a Remote File Monitor Task](#)
- [Read a Remote File Monitor Task](#)
- [Remote File Monitor Task: XML and JSON Examples](#)
- [Properties](#)

Overview

Universal Controller supports the following RESTful-based web services for Remote File Monitor Task operations, which are listed alphabetically on this page.

- [Create a Remote File Monitor Task](#)
- [Modify a Remote File Monitor Task](#)
- [Read a Remote File Monitor Task](#)

Formatting specifications for each web service, including details about parameter requirements, are provided.

Links to detailed information about the [properties](#) used in these web services also is located on this page.

For information on Task web services that are applicable to all task types, see:

- [Delete a Task](#)
- [Launch a Task](#)
- [List Tasks](#)

Create a Remote File Monitor Task

	Description
URI	http://host_name/uc/resources/task
HTTP Method	POST
Description	Creates a new Remote File Monitor task.
Example URI	http://localhost:8080/uc/resources/task
Consumes Content-Type	application/xml, application/json
Produces Content-Type	n/a
Example	See Remote File Monitor Task: XML and JSON Examples , below.
Properties	See Properties .

Example Response	<ul style="list-style-type: none"> Status 200 /OK Successfully created the <task type> task with sysId <sysId>.
------------------	--

Modify a Remote File Monitor Task

	Description
URI	http://host_name/uc/resources/task
Consumes Content-Type	application/xml, application/json
Produces Content-Type	n/a
HTTP Method	PUT
Description	<p>Modifies the task specified by the sysId in the request, below.</p> <p>To modify Remote File Monitor Task properties without modifying related records, use the excludeRelated property.</p>
Example	See Remote File Monitor Task: XML and JSON Examples .
Properties	See Properties .
Example Response	<ul style="list-style-type: none"> Status 200 /OK Successfully updated the <task type> task with sysId <sysId> to version <version>.

Read a Remote File Monitor Task

	Description
URI	http://host_name/uc/resources/task
HTTP Method	GET
Description	Retrieves information on the specified task .
Request Parameters	taskId or taskname
Mutually Exclusive Parameters	taskId and taskname
Example URI	<ul style="list-style-type: none"> http://localhost:8080/uc/resources/task?taskname=testTask http://localhost:8080/uc/resources/task?taskId=d26265a2c4f345359d9b356f18a462c1
Consumes Content-Type	n/a
Produces Content-Type	application/xml, application/json

Example Response	<ul style="list-style-type: none"> Status 200 /OK (See Remote File Monitor Task: XML and JSON Examples.) Status 404 /Not Found A task with id "f87848b00a0001037f43e7c81c8ec969" does not exist.
Properties	See Properties.

Remote File Monitor Task: XML and JSON Examples

The [retainsSysId](#) and [version](#) properties are specified as attributes in XML.

Examples	XML	JSON
Example for Task	<pre><taskFtpFileMonitor retainSysIds="true">< actions /><variables /><notes /><virtualR esources /><exclusiveTasks /><agent /><ag entCluster /><agentClusterVar /><agentVar >agentVar</agentVar><broadcastCluster />< broadcastClusterVar /><cpDuration /><cpDu rationUnit>Minutes</cpDurationUnit><crede ntials /><credentialsVar /><customField1 label="Domain">web.com</customField1><cus tomField2 /><efDayConstraint>Nth</efDayCo nstraint><efDuration>00:00:00:00</efDurat ion><efEnabled>>false</efEnabled><efNthAmo unt>10</efNthAmount> <efOffsetDuration /> <efOffsetDurationUnit>Minutes</efO ffsetDurationUnit> <efOffsetPercentage>0</efOffsetPer centage> <efOffsetType>Percentage</efOffset Type> <efTime>00:00</efTime><efType>Time< /efType><executionRestriction>Run</execut ionRestriction><holdResources>>false</hold Resources><lfDayConstraint>Nth</lfDayCons traint><lfDuration>00:00:00:00</lfDuration ><lfEnabled>>false</lfEnabled><lfNthAmount >1</lfNthAmount> <lfOffsetDuration /> <lfOffsetDurationUnit>Minutes</lfO ffsetDurationUnit> <lfOffsetPercentage>0</lfOffsetPer centage> <lfOffsetType>Percentage</lfOffset Type> <lfTime>00:00</lfTime><lfType>Time< /lfType><lsDayConstraint>Nth</lsDayConst raint><lsDuration>00:00:00:00</lsDuration>< lsEnabled>>false</lsEnabled><lsNthAmount>7< /lsNthAmount><lsTime>00:00</lsTime><lsType >Time</lsType><name>uc - Test Email</name</pre>	<pre>{ "type": "taskFtpFileMonitor", "actions": { "abortActions": [], "emailNotifications": [], "setVariableActions": [], "snmpNotifications": [], "systemOperations": [] }, "agent": null, "agentCluster": "uc Demo Cluster", "agentClusterVar": null, "agentVar": null, "broadcastCluster": null, "broadcastClusterVar": null, "cpDuration": null, "cpDurationUnit": "Minutes", "credentials": null, "credentialsVar": null, "customField1": { "label": "Domain", "value": "http://qa-cntlr-mssql:8080/uc/" }, "customField2": { "label": null, "value": null }, "efDayConstraint": "Nth Day", "efDuration": "00:00:00:00", "efEnabled": false, "efNthAmount": 10, "efOffsetDuration": null, "efOffsetDurationUnit": "Minutes", "efOffsetPercentage": 0, "efOffsetType": "Percentage", "efTime": "00:00", "efType": "Time", "excludeRelated": false, "exclusiveTasks": [] }</pre>

```
><opswiseGroups /><resolveNameImmediately>false</resolveNameImmediately><resPriority>10</resPriority><restrictionPeriod>Span</restrictionPeriod><restrictionPeriodAfterDate>2017-11-10</restrictionPeriodAfterDate><restrictionPeriodAfterTime>10:30</restrictionPeriodAfterTime><restrictionPeriodBeforeDate>2017-11-20</restrictionPeriodBeforeDate><restrictionPeriodBeforeTime>15:00</restrictionPeriodBeforeTime><restrictionPeriodDateList /><startHeld>false</startHeld><startHeldReason /><summary /><sysId>3309586343d26172001d662b049d90c8</sysId><timeZonePref>-- System Default --</timeZonePref><twDelayAmount /><twDelayDuration>00:00:00:00</twDelayDuration><twDelayType>None</twDelayType><twWaitAmount /><twWaitDayConstraint /><twWaitDuration>00:00:00:00</twWaitDuration><twWaitTime>00:00</twWaitTime><twWaitType>None</twWaitType><twWorkflowOnly>-- System Default --</twWorkflowOnly><userEstimatedDuration /><ftpFmtype>Exist</ftpFmtype><jobcard /><listOptions /><minFileScale>KB</minFileScale><minFileSize>10</minFileSize><pollInterval>30</pollInterval><pollMaximum>2</pollMaximum><remoteCredentials /><remoteCredVar>credVar</remoteCredVar><remoteFilename>${demo_ops_download_dir}/ftpfile.txt</remoteFilename><remoteServer>test.com</remoteServer><servertype>FTP</servertype><stableSeconds /><transferMode>Passive</transferMode><useRegex>false</useRegex><wait>true</wait></taskFtpFileMonitor>
```

```
"executionRestriction": "Run",
"ftpFmtype": "Exist",
"holdResources": false,
"lfDayConstraint": "Nth Day",
"lfDuration": "00:00:00:00",
"lfEnabled": false,
"lfNthAmount": 1, "lfOffsetDuration":
null,
"lfOffsetDurationUnit": "Minutes",
"lfOffsetPercentage": 0,
"lfOffsetType": "Percentage",
"lfTime": "00:00",
"lfType": "Time",
"lsDayConstraint": "Nth Day",
"lsDuration": "00:00:00:00",
"lsEnabled": false,
"lsNthAmount": 7,
"lsTime": "00:00",
"lsType": "Time",
"minFileScale": "KB",
"minFileSize": 10,
"name": "uc - Test Email",
"notes": [],
"opswiseGroups": null,
"pollInterval": 30,
"pollMaximum": 2,
"remoteCredentials": null,
"remoteCredVar": "credVar",
"remoteFilename": "${demo_ops_download_dir}
/ftpfile.txt",
"remoteServer": "test.com",
"resolveNameImmediately": false,
"resPriority": 10,
"restrictionPeriod": "Span",
"restrictionPeriodAfterDate": "2017-11-10",
"restrictionPeriodAfterTime": "10:30",
"restrictionPeriodBeforeDate": "2017-11-
20",
"restrictionPeriodBeforeTime": "15:00",
"restrictionPeriodDateList": [],
"retainSysIds": true,
"servertype": "FTP",
"stableSeconds": null,
"startHeld": false,
"startHeldReason": null,
"summary": "Test Email",
"sysId":
"fb59a227517a421a92c15ff5aefe3b66",
"timeZonePref": "-- System Default --",
"transferMode": "Passive",
"twDelayAmount": null,
"twDelayDuration": "00:00:00:00",
"twDelayType": "None",
"twWaitAmount": null,
"twWaitDayConstraint": "NONE",
"twWaitDuration": "00:00:00:00",
"twWaitTime": "00:00",
"twWaitType": "None",
"twWorkflowOnly": "-- System Default --",
"useRegex": false,
"userEstimatedDuration": null,
"variables": [],
```



```
"version": 1,  
"virtualResources": [],  
"wait": true  
}
```

See [Task Web Services - Task Actions](#) for XML and JSON examples of task actions.

See [Task Web Services - Task-Related Records](#) for XML and JSON examples of task-related records.

Properties

- See [All Tasks Properties](#)
- See [Remote File Monitor Task Properties](#)

SAP Task Web Services

- [Overview](#)
- [Create an SAP Task](#)
- [Modify an SAP Task](#)
- [Read an SAP Task](#)
- [SAP Task: XML and JSON Examples](#)
- [Properties](#)

Overview

Universal Controller supports the following RESTful-based web services for SAP Task operations, which are listed alphabetically on this page.

- [Create an SAP Task](#)
- [Modify an SAP Task](#)
- [Read an SAP Task](#)

Formatting specifications for each web service, including details about parameter requirements, are provided.

Links to detailed information about the [properties](#) used in these web services also is located on this page.

For information on Task web services that are applicable to all task types, see:

- [Delete a Task](#)
- [Launch a Task](#)
- [List Tasks](#)

Create an SAP Task

	Description
URI	http://host_name/uc/resources/task
HTTP Method	POST
Description	Creates a new SAP task.
Example URI	http://localhost:8080/uc/resources/task
Consumes Content-Type	application/xml, application/json
Produces Content-Type	n/a
Example	See SAP Task: XML and JSON Examples , below.
Properties	See Properties .

Example Response	<ul style="list-style-type: none"> Status 200 /OK Successfully created the <task type> task with sysId <sysId>.
------------------	--

Modify an SAP Task

	Description
URI	http://host_name/uc/resources/task
Consumes Content-Type	application/xml, application/json
Produces Content-Type	n/a
HTTP Method	PUT
Description	<p>Modifies the task specified by the sysId in the request.</p> <p>To modify SAP Task properties without modifying related records, use the excludeRelated property.</p>
Example	See SAP Task: XML and JSON Examples .
Properties	See Properties .
Example Response	<ul style="list-style-type: none"> Status 200 /OK Successfully updated the <task type> task with sysId <sysId> to version <version>.

Read an SAP Task

	Description
URI	http://host_name/uc/resources/task
HTTP Method	GET
Description	Retrieves information on the specified task .
Request Parameters	taskId or taskname
Mutually Exclusive Parameters	taskId and taskname
Example URI	<ul style="list-style-type: none"> http://localhost:8080/uc/resources/task?taskname=testTask http://localhost:8080/uc/resources/task?taskId=d26265a2c4f345359d9b356f18a462c1
Consumes Content-Type	n/a
Produces Content-Type	application/xml, application/json

Example Response	<ul style="list-style-type: none"> Status 200 /OK (See SAP Task: XML and JSON Examples.) Status 404 /Not Found A task with id "f87848b00a0001037f43e7c81c8ec969" does not exist.
Properties	See Properties.

SAP Task: XML and JSON Examples

The [retainSysIds](#) and [version](#) properties are specified as attributes in XML.

Examples	XML	JSON
Example for Task	<pre><taskSap retainSysIds="true" version="1"><actions /><variables /><notes /><virtualResources /><exclusiveTasks /><agent>AGNT0001</agent><agentCluster /><agentClusterVar /><agentVar /><broadcastCluster /><cpDuration /><cpDurationUnit>Minutes</cpDurationUnit><credentials /><credentialsVar /><customField1 label="Domain">web.com</customField1><customField2 /><efDayConstraint>Nth</efDayConstraint><efDuration>00:00:00:00</efDuration><efEnabled>false</efEnabled><efNthAmount>10</efNthAmount> <efOffsetDuration /> <efOffsetDurationUnit>Minutes</efOffsetDurationUnit> <efOffsetPercentage>0</efOffsetPercentage> <efOffsetType>Percentage</efOffsetType> <efTime>00:00</efTime><efType>Time</efType><executionRestriction>Run</executionRestriction><holdResources>false</holdResources><lfDayConstraint>Nth</lfDayConstraint><lfDuration>00:00:00:00</lfDuration><lfEnabled>false</lfEnabled><lfNthAmount>1</lfNthAmount> <lfOffsetDuration /> <lfOffsetDurationUnit>Minutes</lfOffsetDurationUnit> <lfOffsetPercentage>0</lfOffsetPercentage> <lfOffsetType>Percentage</lfOffsetType> <lfTime>00:00</lfTime><lfType>Time</lfType><lsDayConstraint>Nth</lsDayConstraint><lsDuration>00</pre>	<pre>{ "type": "taskSap", "actions": { "abortActions": [], "emailNotifications": [], "setVariableActions": [], "snmpNotifications": [], "systemOperations": [] }, "agent": null, "agentCluster": "uc Demo Cluster", "agentClusterVar": null, "agentVar": null, "broadcastCluster": null, "chainDesc": null, "chainId": null, "commandGroup": "Run", "commandOptions": null, "cpDuration": null, "cpDurationUnit": "Minutes", "credentials": null, "credentialsVar": null, "customField1": { "label": "Domain", "value": "http://qa-cntlr-mssql:8080/uc/" }, "customField2": { "label": null, "value": null }, "dataSource": null, "defFile": null, "definitionOrModel": "USAP Definition File", "definitionOrModelJobVar": "USAP Definition File", "dispAbapName": null, "dispSapEventId": null, "dispSapEventParm": null,</pre>

```

:00:00:00</lsDuration><lsEnabled>f
alse</lsEnabled><lsNthAmount>7</ls
NthAmount><lsTime>00:00</lsTime><l
sType>Time</lsType><name>uc -
Test Email</name><opswiseGroups
/><resolveNameImmediately>false</r
esolveNameImmediately><resPriority
>10</resPriority><restrictionPeriod
>Span</restrictionPeriod><restricti
onPeriodAfterDate>2017-11-10</res
trictionPeriodAfterDate><restricti
onPeriodAfterTime>10:30</restricti
onPeriodAfterTime><restrictionPeri
odBeforeDate>2017-11-20</restricti
onPeriodBeforeDate><restrictionPer
iodBeforeTime>15:00</restrictionPe
riodBeforeTime><restrictionPeriodD
ateList /><startHeld>true</startHe
ld><startHeldReason>hold reason</s
tartHeldReason><summary /><sysId>f
87848b00a0001037f43e7c81c8ec969</s
ysId><timeZonePref>-- System
Default --</timeZonePref><twDelayA
mount /><twDelayDuration>00:00:01:
00</twDelayDuration><twDelayType>D
uration</twDelayType><twWaitAmount
 /><twWaitDayConstraint /><twWaitD
uration>00:00:00:00</twWaitDuration
><twWaitTime>00:00</twWaitTime><tw
WaitType>Time</twWaitType><twWorkf
lowOnly>Yes</twWorkflowOnly><userE
stimatedDuration>00:00:00:02</user
EstimatedDuration><chainDesc /><ch
ainId /><commandGroup>Run</command
Group><commandOptions /><dataSource
 /><defFile /><definitionOrModel>U
SAP Definition File</definitionOrM
odel><definitionOrModelJobVar>USAP
Definition File</definitionOrModel
JobVar><dispAbapName /><dispSapEve
ntId /><dispSapEventParm /><dispVa
riant /><environment /><exitCodeOu
tput /><exitCodeProcessing>Success
Exitcode Range</exitCodeProcessing
><exitCodeText /><exitCodes>0</exi
tCodes><immediate>true</immediate><
infoPackage /><infoPackageJobName
 /><infoSource /><jobId /><jobLog>t
rue</jobLog><jobName /><jobStatus
 /><logId /><outputFailureOnly>true<
/outputFailureOnly><outputReturnFi
le /><outputReturnNline>100</outpu
tReturnNline><outputReturnSline>1<
/outputReturnSline><outputReturnTe
xt /><outputReturnText>OUTERR</out
putReturnText><outputType>STDOUT</
outputType><pcRestart>false</pcRes
tart><printAppLog>true</printAppLog
><printAppRc>true</printAppRc><pur
ge>false</purge><repositoryOrFiles
ys>Script Library</repositoryOrFil
esys><requestId /><retryIndefinite

```

```

"dispVariant": null,
"efDayConstraint": "Nth Day",
"efDuration": "00:00:00:00",
"efEnabled": false,
"efNthAmount": 10,
"efOffsetDuration": null,
"efOffsetDurationUnit": "Minutes",
"efOffsetPercentage": 0,
"efOffsetType": "Percentage",
"efTime": "00:00",
"efType": "Time",
"environment": null,
"excludeRelated": false,
"exclusiveTasks": [],
"executionRestriction": "Run",
"exitCodeOutput": null,
"exitCodeProcessing": "Success Exitcode
Range",
"exitCodeText": null,
"exitCodes": 0,
"holdResources": false,
"immediate": true,
"infoPackage": null,
"infoPackageJobName": null,
"infoSource": null,
"jobId": null,
"jobLog": true,
"jobName": null,
"jobStatus": null,
"lfDayConstraint": "Nth Day",
"lfDuration": "00:00:00:00",
"lfEnabled": false,
"lfNthAmount": 1,
"lfOffsetDuration": null,
"lfOffsetDurationUnit": "Minutes",
"lfOffsetPercentage": 0,
"lfOffsetType": "Percentage",
"lfTime": "00:00",
"lfType": "Time",
"lsDayConstraint": "Nth Day",
"lsDuration": "00:00:00:00",
"lsEnabled": false,
"lsNthAmount": 7,
"lsTime": "00:00",
"lsType": "Time",
"name": "uc - Test Email",
"notes": [],
"opswiseGroups": null,
"outputFailureOnly": true,
"outputReturnFile": null,
"outputReturnNline": 100,
"outputReturnSline": 1,
"outputReturnText": null,
"outputReturnTextType": "OUTERR",
"outputType": "STDOUT",
"pcRestart": false,
"printAppLog": true,
"printAppRc": true,
"purge": false,
"repositoryOrFilesys": "Script Library",
"requestId": null,
"resolveNameImmediately": false,

```

```

ly>>false</retryIndefinitely><retry
Interval>60</retryInterval><retryM
aximum>0</retryMaximum><retrySuppr
essFailure>>false</retrySuppressFai
lure><runtimeDir /><sapCommandMask
 /><sapCmProfileId /><sapCmProfile
Type /><sapCmXmlFile /><sapConnect
ion /><sapConnectionVar /><sapCred
>uc - Db Credentials</sapCred><sap
CredVar /><sapDispConfirmEvents>fa
lse</sapDispConfirmEvents><sapDisp
EventSelectState>New</sapDispEvent
SelectState><sapDisplayCommand /><
sapEventId /><sapEventParm /><sapF
romDate /><sapLang /><sapPrinterNa
me /><sapToDate /><script>test
script</script><sourceSystem /><sp
oollist>true</spoollist><start>fal
se</start><stepNum /><targetJobName
 /><targetServer>serv1</targetServ
er><targetVariantName /><useAppRc>
false</useAppRc><wait>>false</wait><
waitForOutput>>false</waitForOutput
></taskSap>

```

```

"resPriority": 10,
"restrictionPeriod": "Span",
"restrictionPeriodAfterDate": "2017-11-10",
"restrictionPeriodAfterTime": "10:30",
"restrictionPeriodBeforeDate": "2017-11-
20",
"restrictionPeriodBeforeTime": "15:00",
"restrictionPeriodDateList": [],
"retainSysIds": true,
"retryIndefinitely": false,
"retryInterval": 60,
"retryMaximum": 0,
"retrySuppressFailure": false,
"runtimeDir": null,
"sapCommandMask": null,
"sapCmProfileId": null,
"sapCmProfileType": null,
"sapCmXmlFile": null,
"sapConnection": null,
"sapConnectionVar": null,
"sapCred": "uc - Db Credentials",
"sapCredVar": null,
"sapDispConfirmEvents": false,
"sapDispEventSelectState": "New",
"sapDisplayCommand": null,
"sapEventId": null,
"sapEventParm": null,
"sapFromDate": null,
"sapLang": null,
"sapPrinterName": null,
"sapToDate": null,
"script": "test script",
"sourceSystem": null,
"spoollist": true,
"start": false,
"startHeld": false,
"startHeldReason": null,
"stepNum": null,
"summary": "Test Email",
"sysId":
"fb59a227517a421a92c15ff5aefe3b66",
"targetJobName": null,
"targetServer": "serv1",
"targetVariantName": null,
"timeZonePref": "-- System Default --",
"twDelayAmount": null,
"twDelayDuration": "00:00:00:00",
"twDelayType": "None",
"twWaitAmount": null,
"twWaitDayConstraint": "NONE",
"twWaitDuration": "00:00:00:00",
"twWaitTime": "00:00",
"twWaitType": "None",
"twWorkflowOnly": "-- System Default --",
"useAppRc": false,
"userEstimatedDuration": null,
"variables": [],
"version": 1,
"virtualResources": [],
"wait": false,
"waitForOutput": false
}

```



See [Task Web Services - Task Actions](#) for XML and JSON examples of task actions.

See [Task Web Services - Task-Related Records](#) for XML and JSON examples of task-related records.

Properties

- See [All Tasks Properties](#)
- See [SAP Task Properties](#)

SQL Task Web Services

- [Overview](#)
- [Create a SQL Task](#)
- [Modify a SQL Task](#)
- [Read a SQL Task](#)
- [SQL Task: XML and JSON Examples](#)
- [Properties](#)

Overview

Universal Controller supports the following RESTful-based web services for SQL Task operations, which are listed alphabetically on this page.

- [Create a SQL Task](#)
- [Modify a SQL Task](#)
- [Read a SQL Task](#)

Formatting specifications for each web service, including details about parameter requirements, are provided.

Links to detailed information about the [properties](#) used in these web services also is located on this page.

For information on Task web services that are applicable to all task types, see:

- [Delete a Task](#)
- [Launch a Task](#)
- [List Tasks](#)

Create a SQL Task

	Description
URI	http://host_name/uc/resources/task
HTTP Method	POST
Description	Creates a new SQL task.
Example URI	http://localhost:8080/uc/resources/task To persist sysIds , use the retainSysIds property.
Consumes Content-Type	application/xml, application/json
Produces Content-Type	n/a
Example	See SQL Task: XML and JSON Examples , below.
Properties	See Properties .

Example Response	<ul style="list-style-type: none"> Status 200 /OK Successfully created the <task type> task with sysId <sysId>.
------------------	--

Modify a SQL Task

	Description
URI	http://host_name/uc/resources/task
Consumes Content-Type	application/xml, application/json
Produces Content-Type	n/a
HTTP Method	PUT
Description	<p>Modifies the task specified by the sysId in the request.</p> <p>To modify SQL Task properties without modifying related records, use the excludeRelated property.</p>
Example	See SQL Task: XML and JSON Examples .
Properties	See Properties .
Example Response	<ul style="list-style-type: none"> Status 200 /OK Successfully updated the <task type> task with sysId <sysId> to version <version>.

Read a SQL Task

	Description
URI	http://host_name/uc/resources/task
HTTP Method	GET
Description	Retrieves information on the specified task .
Request Parameters	taskId or taskname
Mutually Exclusive Parameters	taskId and taskname
Example URI	<ul style="list-style-type: none"> http://localhost:8080/uc/resources/task?taskname=testTask http://localhost:8080/uc/resources/task?taskId=d26265a2c4f345359d9b356f18a462c1
Consumes Content-Type	n/a
Produces Content-Type	application/xml, application/json

Example Response	<ul style="list-style-type: none"> • Status 200 /OK (See SQL Task: XML and JSON Examples.) • Status 404 /Not Found A task with id "f87848b00a0001037f43e7c81c8ec969" does not exist.
Properties	See Properties.

SQL Task: XML and JSON Examples

The [retainSysIds](#) and [version](#) properties are specified as attributes in XML.

Examples	XML	JSON
Example for Task	<pre><taskSql retainSysIds="true" version="1"><actions /><variables /><notes /><virtualResources /><exclusiveTasks /><cpDuration /><cpDurationUnit>Minutes</cpDurationUnit><credentials /><credentialsVar /><customField1 label="Domain">web.com</customField1><customField2 /><efDayConstraint>Nth</efDayConstraint><efDuration>00:00:00:00</efDuration><efEnabled>>false</efEnabled><efNthAmount>10</efNthAmount>> <efOffsetDuration /> <efOffsetDurationUnit>Minutes</efOffsetDurationUnit> <efOffsetPercentage>0</efOffsetPercentage> <efOffsetType>Percentage</efOffsetType> > <efTime>00:00</efTime><efType>Time</efType><executionRestriction>Run</executionRestriction><holdResources>>false</holdResources><lfDayConstraint>Nth</lfDayConstraint><lfDuration>00:00:00:00</lfDuration><lfEnabled>>false</lfEnabled><lfNthAmount>1</lfNthAmount>> <lfOffsetDuration /> <lfOffsetDurationUnit>Minutes</lfOffsetDurationUnit> <lfOffsetPercentage>0</lfOffsetPercentage> <lfOffsetType>Percentage</lfOffsetType> > <lfTime>00:00</lfTime><lfType>Time</lfType><lsDayConstraint>Nth</lsDayConstraint><lsDuration>00:00:00:00</lsDuration><lsEnabled>>false</lsEnabled><lsNthAmount>7</lsNthAmount>><lsTime>00:00</lsTime><lsType>Time</lsType><name>uc - Test Email</name><opwiseGroups /><resolveNameImmediately>>false</resolveNameImmediately><resPriority>10</resPriority><restrictionPeriod>Span</restrictionPeriod><restrictionPeriodAfterDate>2017-11-10</restrictionPeriodAfterDate></taskSql></pre>	<pre>{ "type": "taskSql", "actions": { "abortActions": [], "emailNotifications": [], "setVariableActions": [], "snmpNotifications": [], "systemOperations": [] }, "autoCleanup": true, "columnName": null, "columnOp": "=", "columnValue": null, "connection": "uc - Db Connection", "connectionVar": null, "cpDuration": null, "cpDurationUnit": "Minutes", "credentials": null, "credentialsVar": null, "customField1": { "label": "Domain", "value": "http://qa-cntlr-mssql:8080/uc/" }, "customField2": { "label": null, "value": null }, "efDayConstraint": "Nth Day", "efDuration": "00:00:00:00", "efEnabled": false, "efNthAmount": 10, "efOffsetDuration": null, "efOffsetDurationUnit": "Minutes", "efOffsetPercentage": 0, "efOffsetType": "Percentage", "efTime": "00:00", "efType": "Time", "excludeRelated": false, "exclusiveTasks": [] }</pre>

```

ionPeriodAfterDate><restrictionPeriodAfterTime>10:30</restrictionPeriodAfterTime><restrictionPeriodBeforeDate>2017-11-20</restrictionPeriodBeforeDate><restrictionPeriodBeforeTime>15:00</restrictionPeriodBeforeTime><restrictionPeriodDateList /><startHeld>false</startHeld><startHeldReason /><summary>Test Email</summary><sysId>fb59a227517a421a92c15ff5aefe3b66</sysId><timeZonePref>-- System Default --</timeZonePref><twDelayAmount /><twDelayDuration>00:00:00:00</twDelayDuration><twDelayType>None</twDelayType><twWaitAmount /><twWaitDayConstraint>NONE</twWaitDayConstraint><twWaitDuration>00:00:00:00</twWaitDuration><twWaitTime>00:00</twWaitTime><twWaitType>None</twWaitType><twWorkflowOnly>-- System Default --</twWorkflowOnly><userEstimatedDuration /><autoCleanup>true</autoCleanup><columnName /><columnOp>=</columnOp><columnValue /><connection>uc - Db Connection</connection><connectionVar /><exitCodes>0</exitCodes><maxRows /><resultProcessing>Skip Result Processing</resultProcessing><retryIndefinitely>false</retryIndefinitely><retryInterval>60</retryInterval><retryMaximum>0</retryMaximum><retrySuppressFailure>false</retrySuppressFailure><sqlCommand>CREATE TABLE test (name varchar(128), value varchar(128));</sqlCommand></taskSql>

```

```

"executionRestriction": "Run",
"holdResources": false,
"lfDayConstraint": "Nth Day",
"lfDuration": "00:00:00:00",
"lfEnabled": false,
"lfNthAmount": 1,
"lfOffsetDuration": null,
"lfOffsetDurationUnit": "Minutes",
"lfOffsetPercentage": 0,
"lfOffsetType": "Percentage",
"lfTime": "00:00",
"lfType": "Time",
"lsDayConstraint": "Nth Day",
"lsDuration": "00:00:00:00",
"lsEnabled": false,
"lsNthAmount": 7,
"lsTime": "00:00",
"lsType": "Time",
"maxRows": null,
"name": "uc - Test Email",
"notes": [],
"opswiseGroups": null,
"resolveNameImmediately": false,
"resPriority": 10,
"restrictionPeriod": "Span",
"restrictionPeriodAfterDate": "2017-11-10",
"restrictionPeriodAfterTime": "10:30",
"restrictionPeriodBeforeDate": "2017-11-20",
"restrictionPeriodBeforeTime": "15:00",
"restrictionPeriodDateList": [],
"resultProcessing": "Skip Result Processing",
"retainSysIds": true,
"retryIndefinitely": false,
"retryInterval": 60,
"retryMaximum": 0,
"retrySuppressFailure": false,
"sqlCommand": "CREATE TABLE test (name varchar(128), value varchar(128));",
"startHeld": false,
"startHeldReason": null,
"summary": "Test Email",
"sysId": "fb59a227517a421a92c15ff5aefe3b66",
"timeZonePref": "-- System Default --",
"twDelayAmount": null,
"twDelayDuration": "00:00:00:00",
"twDelayType": "None",
"twWaitAmount": null,
"twWaitDayConstraint": "NONE",
"twWaitDuration": "00:00:00:00",
"twWaitTime": "00:00",
"twWaitType": "None",
"twWorkflowOnly": "-- System Default --",
"userEstimatedDuration": null,
"variables": [],
"version": 1,
"virtualResources": []
}

```

See [Task Web Services - Task Actions](#) for XML and JSON examples of task actions.

See [Task Web Services - Task-Related Records](#) for XML and JSON examples of task-related records.

Properties

- See [All Tasks Properties](#)
- See [SQL Task Properties](#)

Stored Procedure Task Web Services

- [Overview](#)
- [Create a Stored Procedure Task](#)
- [Modify a Stored Procedure Task](#)
- [Read a Stored Procedure Task](#)
- [Stored Procedure Task: XML and JSON Examples](#)
- [Properties](#)

Overview

Universal Controller supports the following RESTful-based web services for Stored Procedure Task operations, which are listed alphabetically on this page.

- [Create a Stored Procedure Task](#)
- [Modify a Stored Procedure Task](#)
- [Read a Stored Procedure Task](#)

Formatting specifications for each web service, including details about parameter requirements, are provided.

Links to detailed information about the [properties](#) used in these web services also is located on this page.

For information on Task web services that are applicable to all task types, see:

- [Delete a Task](#)
- [Launch a Task](#)
- [List Tasks](#)

Create a Stored Procedure Task

	Description
URI	http://host_name/uc/resources/task
HTTP Method	POST
Description	Creates a new Stored Procedure task. To persist <code>syslds</code> , use the <code>retainSyslds</code> property.
Example URI	http://localhost:8080/uc/resources/task
Consumes Content-Type	application/xml, application/json
Produces Content-Type	n/a
Example	See Stored Procedure Task: XML and JSON Examples , below.
Properties	See Properties .

Example Response	<ul style="list-style-type: none"> Status 200 /OK Successfully created the <task type> task with sysId <sysId>.
------------------	--

Modify a Stored Procedure Task

	Description
URI	http://host_name/uc/resources/task
Consumes Content-Type	application/xml, application/json
Produces Content-Type	n/a
HTTP Method	PUT
Description	<p>Modifies the task specified by the sysId in the request.</p> <p>To modify Stored Procedure Task properties without modifying related records, use the excludeRelated property.</p>
Example	See Stored Procedure Task: XML and JSON Examples .
Properties	See Properties .
Example Response	<ul style="list-style-type: none"> Status 200 /OK Successfully updated the <task type> task with sysId <sysId> to version <version>.

Read a Stored Procedure Task

	Description
URI	http://host_name/uc/resources/task
HTTP Method	GET
Description	Retrieves information on the specified task .
Request Parameters	taskId or taskname
Mutually Exclusive Parameters	taskId and taskname
Example URI	<ul style="list-style-type: none"> http://localhost:8080/uc/resources/task?taskname=testTask http://localhost:8080/uc/resources/task?taskId=d26265a2c4f345359d9b356f18a462c1
Consumes Content-Type	n/a
Produces Content-Type	application/xml, application/json

<p>Example Response</p>	<ul style="list-style-type: none"> • Status 200 /OK (See Stored Procedure Task: XML and JSON Examples.) • Status 404 /Not Found A task with id "f87848b00a0001037f43e7c81c8ec969" does not exist.
<p>Properties</p>	<p>See Properties.</p>

Stored Procedure Task: XML and JSON Examples

The [retainSysIds](#) and [version](#) properties are specified as attributes in XML.

Examples	XML	JSON
<p>Example for Task</p>	<pre><taskStoredProc retainSysIds="true" version="1"><actions /><variables /><notes /><virtualResources /><exclusiveTasks /><storedProcParams><storedProcParam><description /><isNull>>false</isNull><ivaluel>13</ivaluel><ovaluel /><paramMode>Input</paramMode><paramType>INTEGER</paramType><paramVar /><pos>1</pos><sysId>08e68258e82149b18b94d4f3527da80b</sysId><variableScope>Self</variableScope></storedProcParam><storedProcParam><description /><isNull>>false</isNull><ivaluel>Parameter 3 Input</ivaluel><ovaluel /><paramMode>Input/Output</paramMode><paramType>VARCHAR</paramType><paramVar>Parameter 3 Output</paramVar><pos>3</pos><sysId>8893777c75634d68a056df3943f99931</sysId><variableScope>Self</variableScope></storedProcParam><storedProcParam><description /><isNull>>false</isNull><ivaluel /><ovaluel /><paramMode>Output</paramMode><paramType>TIMESTAMP</paramType><paramVar>Parameter 2</paramVar><pos>2</pos><sysId>acf8c0205eee4b3e816c448fd37ed048</sysId><variableScope>Self</variableScope></storedProcParam></storedProcParams><cpDuration /><cpDurationUnit>Minutes</cpDurationUnit><credentials /><credentialsVar /><customField1 label="Domain">web.com</customField1><customField2 /><efDayConstraint>Nth</efDayConstraint><efDuration>00:00:00</efDuration><efEnabled>>false</efEnabled><efNthAmount>10</efNthAmount><efOffsetDuration /><efOffsetDurationUnit>Minutes</efOffsetDurationUnit><efOffsetPercentage>0</efOffsetPercentage><efOffsetType>Percentage</efOffsetType></taskStoredProc></pre>	<pre>{ "type": "taskStoredProc", "actions": { "abortActions": [], "emailNotifications": [], "setVariableActions": [], "snmpNotifications": [], "systemOperations": [] }, "autoCleanup": false, "columnName": null, "connection": "uc - Db Connection", "connectionVar": null, "cpDuration": null, "cpDurationUnit": "Minutes", "credentials": null, "credentialsVar": null, "customField1": { "label": "Domain", "value": "http://qa-cntlr-mssql:8080/uc/" }, "customField2": { "label": null, "value": null }, "efDayConstraint": "Nth Day", "efDuration": "00:00:00:00", "efEnabled": false, "efNthAmount": 10, "efOffsetDuration": null, "efOffsetDurationUnit": "Minutes", "efOffsetPercentage": 0, "efOffsetType": "Percentage", "efTime": "00:00", "efType": "Time", "excludeRelated": false, "exclusiveTasks": [], "executionRestriction": "Run", "holdResources": false, }</pre>

```

etType>
  <efTime>00:00</efTime><efType>Time
me</efType><executionRestriction>Run</e
xecutionRestriction><holdResources>fals
e</holdResources><lfDayConstraint>Nth</
lfDayConstraint><lfDuration>00:00:00:
00</lfDuration><lfEnabled>false</lfEnab
led><lfNthAmount>1</lfNthAmount>
  <lfOffsetDuration />
  <lfOffsetDurationUnit>Minutes</l
fOffsetDurationUnit>
  <lfOffsetPercentage>0</lfOffsetP
ercentage>
  <lfOffsetType>Percentage</lfOffs
etType>
  <lfTime>00:00</lfTime><lfType>Ti
me</lfType><lsDayConstraint>Nth</lsDayC
onstraint><lsDuration>00:00:00:00</lsDu
ration><lsEnabled>false</lsEnabled><lsN
thAmount>7</lsNthAmount><lsTime>00:00</
lsTime><lsType>Time</lsType><name>uc -
Test Email</name><opswiseGroups /><reso
lveNameImmediately>false</resolveNameIm
mediately><resPriority>10</resPriority><
restrictionPeriod>Span</restrictionPeri
od><restrictionPeriodAfterDate>2017-11-
10</restrictionPeriodAfterDate><restric
tionPeriodAfterTime>10:30</restrictionP
eriodAfterTime><restrictionPeriodBefore
Date>2017-11-20</restrictionPeriodBefor
eDate><restrictionPeriodBeforeTime>15:
00</restrictionPeriodBeforeTime><restric
tionPeriodDateList /><startHeld>false<
/startHeld><startHeldReason /><summary>
Test Email</summary><sysId>fb59a227517a
421a92c15ff5aefe3b66</sysId><timeZonePr
ef>-- System Default --</timeZonePref><
twDelayAmount /><twDelayDuration>00:00:
00:00</twDelayDuration><twDelayType>Non
e</twDelayType><twWaitAmount /><twWaitD
ayConstraint>NONE</twWaitDayConstraint><
twWaitDuration>00:00:00:00</twWaitDurat
ion><twWaitTime>00:00</twWaitTime><twWa
itType>None</twWaitType><twWorkflowOnly
>-- System Default --</twWorkflowOnly><
userEstimatedDuration /><autoCleanup>fa
lse</autoCleanup><columnName /><connect
ion>uc - Db Connection</connection><con
nectionVar /><exitCodes /><maxRows /><p
arameterPosition>1</parameterPosition><
resultOp><resultOp><resultProcessing>
Skip Result Processing</resultProcessing
><resultValue /><retryIndefinitely>fals
e</retryIndefinitely><retryInterval>60<
/retryInterval><retryMaximum>0</retryMa
ximum><retrySuppressFailure>false</retr
ySuppressFailure><storedProcName>sprocl<
/storedProcName></taskStoredProc>

```

```

"lfDayConstraint": "Nth Day",
"lfDuration": "00:00:00:00",
"lfEnabled": false,
"lfNthAmount": 1,
"lfOffsetDuration": null,
"lfOffsetDurationUnit": "Minutes",
"lfOffsetPercentage": 0,
"lfOffsetType": "Percentage",
"lfTime": "00:00",
"lfType": "Time",
"lsDayConstraint": "Nth Day",
"lsDuration": "00:00:00:00",
"lsEnabled": false,
"lsNthAmount": 7,
"lsTime": "00:00",
"lsType": "Time",
"maxRows": null,
"name": "uc - Test Email",
"notes": [],
"opswiseGroups": null,
"parameterPosition": 1,
"resolveNameImmediately": false,
"resPriority": 10,
"restrictionPeriod": "Span",
"restrictionPeriodAfterDate": "2017-11-10",
"restrictionPeriodAfterTime": "10:30",
"restrictionPeriodBeforeDate": "2017-11-
20",
"restrictionPeriodBeforeTime": "15:00",
"restrictionPeriodDateList": [],
"resultOp": "=",
"resultProcessing": "Skip Result
Processing",
"resultValue": null,
"retainSysIds": true,
"retryIndefinitely": false,
"retryInterval": 60,
"retryMaximum": 0,
"retrySuppressFailure": false,
"startHeld": false,
"startHeldReason": null,
"storedProcName": "sprocl",
"storedProcParams": [
{
  "description": null,
  "isNull": false,
  "ivalue": "13",
  "ovalue": null,
  "paramMode": "Input",
  "paramType": "INTEGER",
  "paramVar": null,
  "pos": 1,
  "sysId":
"08e68258e82149b18b94d4f3527da80b",
  "variableScope": "Self"
},
{
  "description": null,
  "isNull": false,
  "ivalue": "Parameter 3 Input",
  "ovalue": null,
  "paramMode": "Input/Output",

```



```

    "paramType": "VARCHAR",
    "paramVar": Param3Output,
    "pos": 3,
    "sysId":
"8893777c75634d68a056df3943f99931",
    "variableScope": "Self"
  },
  {
    "description": null,
    "isNull": false,
    "ivalue": null,
    "ovalue": null,
    "paramMode": "Output",
    "paramType": "TIMESTAMP",
    "paramVar": Parameter2,
    "pos": 2,
    "sysId":
"acf8c0205eee4b3e816c448fd37ed048",
    "variableScope": "Self"
  }
],
"summary": "Test Email",
"sysId":
"fb59a227517a421a92c15ff5aefe3b66",
"timeZonePref": "-- System Default --",
"twDelayAmount": null,
"twDelayDuration": "00:00:00:00",
"twDelayType": "None",
"twWaitAmount": null,
"twWaitDayConstraint": "NONE",
"twWaitDuration": "00:00:00:00",
"twWaitTime": "00:00",
"twWaitType": "None",
"twWorkflowOnly": "-- System Default --",
"userEstimatedDuration": null,
"variables": [],
"version": 1,
"virtualResources": []
}

```

See [Task Web Services - Task Actions](#) for XML and JSON examples of task actions.

See [Task Web Services - Task-Related Records](#) for XML and JSON examples of task-related records.

Properties

- See [All Tasks Properties](#)
- See [Stored Procedure Task Properties](#)

System Monitor Task Web Services

- [Overview](#)
- [Create a System Monitor Task](#)
- [Modify a System Monitor Task](#)
- [Read a System Monitor Task](#)
- [System Monitor Task: XML and JSON Examples](#)
- [Properties](#)

Overview

Universal Controller supports the following RESTful-based web services for System Monitor Task operations, which are listed alphabetically on this page.

- [Create a System Monitor Task](#)
- [Modify a System Monitor Task](#)
- [Read a System Monitor Task](#)

Formatting specifications for each web service, including details about parameter requirements, are provided.

Links to detailed information about the [properties](#) used in these web services also is located on this page.

For information on Task web services that are applicable to all task types, see:

- [Delete a Task](#)
- [Launch a Task](#)
- [List Tasks](#)

Create a System Monitor Task

	Description
URI	http://host_name/uc/resources/task
HTTP Method	POST
Description	Creates a new System Monitor task. To persist <code>syslds</code> , use the <code>retainSyslds</code> property.
Example URI	http://localhost:8080/uc/resources/task
Consumes Content-Type	application/xml, application/json
Produces Content-Type	n/a
Example	See System Monitor Task: XML and JSON Examples , below.
Properties	See Properties .

Example Response	<ul style="list-style-type: none"> Status 200 /OK Successfully created the <task type> task with sysId <sysId>.
------------------	--

Modify a System Monitor Task

	Description
URI	http://host_name/uc/resources/task
Consumes Content-Type	application/xml, application/json
Produces Content-Type	n/a
HTTP Method	PUT
Description	<p>Modifies the task specified by the sysId in the request.</p> <p>To modify System Monitor Task properties without modifying related records, use the excludeRelated property.</p>
Example	See System Monitor Task: XML and JSON Examples .
Properties	See Properties .
Example Response	<ul style="list-style-type: none"> Status 200 /OK Successfully updated the <task type> task with sysId <sysId> to version <version>.

Read a System Monitor Task

	Description
URI	http://host_name/uc/resources/task
HTTP Method	GET
Description	Retrieves information on the specified task .
Request Parameters	taskId or taskname
Mutually Exclusive Parameters	taskId and taskname
Example URI	<ul style="list-style-type: none"> http://localhost:8080/uc/resources/task?taskname=testTask http://localhost:8080/uc/resources/task?taskId=d26265a2c4f345359d9b356f18a462c1
Consumes Content-Type	n/a
Produces Content-Type	application/xml, application/json

Example Response	<ul style="list-style-type: none"> • Status 200 /OK (See System Monitor Task: XML and JSON Examples.) • Status 404 /Not Found A task with id "f87848b00a0001037f43e7c81c8ec969" does not exist.
Properties	See Properties.

System Monitor Task: XML and JSON Examples

The following XML and JSON examples are the same for the Create, Modify, and Read System Monitor task web services, except for the [excludeRelated](#), [retainSysIds](#), and [version](#) JSON properties, which are specified as attributes in the <task type> element of XML web services.

Examples	XML	JSON
Example for Task	<pre><taskSystemMonitor retainSysIds=" true" version="1"><actions /><vari ables /><notes /><virtualResources /><exclusiveTasks /><agent /><age ntCluster /><agentClusterVar /><ag entVar>\${target_server}</agentVar>< broadcastCluster /><broadcastClust erVar /><cpDuration /><cpDurationU nit>Minutes</cpDurationUnit><crede ntials /><credentialsVar /><custom Field1 label="Domain">web.com</cus tomField1><customField2 /><efDayCo nstraint>Nth</efDayConstraint><efD uration>00:00:00:00</efDuration><e fEnabled>>false</efEnabled><efNthAm ount>10</efNthAmount> <efOffsetDuration /> <efOffsetDurationUnit>Minut es</efOffsetDurationUnit> <efOffsetPercentage>0</efOf fsetPercentage> <efOffsetType>Percentage</e fOffsetType> <efTime>00:00</efTime><efTy pe>Time</efType><executionRestrict ion>Run</executionRestriction><hol dResources>>false</holdResources><l fDayConstraint>Nth</lfDayConstraint ><lfDuration>00:00:00:00</lfDurati on><lfEnabled>>false</lfEnabled><lf NthAmount>1</lfNthAmount> <lfOffsetDuration /> <lfOffsetDurationUnit>Minut es</lfOffsetDurationUnit> <lfOffsetPercentage>0</lfOf fsetPercentage> <lfOffsetType>Percentage</l fOffsetType> <lfTime>00:00</lfTime><lfTy</pre>	<pre>{ "type": "taskSystemMonitor", "actions": { "abortActions": [], "emailNotifications": [], "setVariableActions": [], "snmpNotifications": [], "systemOperations": [] }, "agent": null, "agentCluster": "uc Demo Cluster", "agentClusterVar": null, "agentVar": null, "broadcastCluster": null, "broadcastClusterVar": null, "byScale": "MB", "condition": ">", "cpDuration": null, "cpDurationUnit": "Minutes", "credentials": null, "credentialsVar": null, "customField1": { "label": "Domain", "value": "http://qa-cntlr-mssql:8080/uc/" }, "customField2": { "label": null, "value": null }, "drive": "c:\", "efDayConstraint": "Nth Day", "efDuration": "00:00:00:00", "efEnabled": false, "efNthAmount": 10, "efOffsetDuration": null, "efOffsetDurationUnit": "Minutes", "efOffsetPercentage": 0, "efOffsetType": "Percentage",</pre>

```

pe>Time</lfType><lsDayConstraint>N
th</lsDayConstraint><lsDuration>00
:00:00:00</lsDuration><lsEnabled>f
alse</lsEnabled><lsNthAmount>7</ls
NthAmount><lsTime>00:00</lsTime><l
sType>Time</lsType><name>uc -
Test Email</name><opswiseGroups
/><resolveNameImmediately>>false</r
esolveNameImmediately><resPriority
>10</resPriority><restrictionPeriod
>Span</restrictionPeriod><restricti
onPeriodAfterDate>2017-11-10</res
trictionPeriodAfterDate><restricti
onPeriodAfterTime>10:30</restricti
onPeriodAfterTime><restrictionPeri
odBeforeDate>2017-11-20</restricti
onPeriodBeforeDate><restrictionPer
iodBeforeTime>15:00</restrictionPe
riodBeforeTime><restrictionPeriodD
ateList /><startHeld>>false</startH
eld><startHeldReason /><summary>Te
st Email</summary><sysId>fb59a2275
17a421a92c15ff5aefe3b66</sysId><ti
meZonePref>-- System Default --</t
imeZonePref><twDelayAmount /><twDe
layDuration>00:00:00:00</twDelayDu
ration><twDelayType>None</twDelayT
ype><twWaitAmount /><twWaitDayCons
traint>NONE</twWaitDayConstraint><
twWaitDuration>00:00:00:00</twWait
Duration><twWaitTime>00:00</twWait
Time><twWaitType>None</twWaitType><
twWorkflowOnly>-- System Default
--</twWorkflowOnly><userEstimatedD
uration /><byScale>MB</byScale><co
ndition>></condition><drive>c:</d
rive><freeSize>1.0</freeSize><smtyp
e>DISKFREEESP</smtyp><
/taskSystemMonitor>

```

```

"efTime": "00:00",
"efType": "Time",
"excludeRelated": false,
"exclusiveTasks": [],
"executionRestriction": "Run",
"freeSize": "1.0",
"holdResources": false,
"lfDayConstraint": "Nth Day",
"lfDuration": "00:00:00:00",
"lfEnabled": false,
"lfNthAmount": 1,
"lfOffsetDuration": null,
"lfOffsetDurationUnit": "Minutes",
"lfOffsetPercentage": 0,
"lfOffsetType": "Percentage",
"lfTime": "00:00",
"lfType": "Time",
"lsDayConstraint": "Nth Day",
"lsDuration": "00:00:00:00",
"lsEnabled": false,
"lsNthAmount": 7,
"lsTime": "00:00",
"lsType": "Time",
"name": "uc - Test Email",
"notes": [],
"opswiseGroups": null,
"resolveNameImmediately": false,
"resPriority": 10,
"restrictionPeriod": "Span",
"restrictionPeriodAfterDate": "2017-11-10",
"restrictionPeriodAfterTime": "10:30",
"restrictionPeriodBeforeDate": "2017-11-
20",
"restrictionPeriodBeforeTime": "15:00",
"restrictionPeriodDateList": [],
"retainSysIds": true,
"smtyp": "DISKFREEESP",
"startHeld": false,
"startHeldReason": null,
"summary": "Test Email",
"sysId":
"fb59a227517a421a92c15ff5aefe3b66",
"timeZonePref": "-- System Default --",
"twDelayAmount": null,
"twDelayDuration": "00:00:00:00",
"twDelayType": "None",
"twWaitAmount": null,
"twWaitDayConstraint": "NONE",
"twWaitDuration": "00:00:00:00",
"twWaitTime": "00:00",
"twWaitType": "None",
"twWorkflowOnly": "-- System Default --",
"userEstimatedDuration": null,
"variables": [],
"version": 1,
"virtualResources": []
}

```

See [Task Web Services - Task Actions](#) for XML and JSON examples of task actions.

See [Task Web Services - Task-Related Records](#) for XML and JSON examples of task-related records.

Properties

- See [All Tasks Properties](#)
- See [System Monitor Task Properties](#)

Task Monitor Task Web Services

- [Overview](#)
- [Create a Task Monitor Task](#)
- [Modify a Task Monitor Task](#)
- [Read a Task Monitor Task](#)
- [Task Monitor Task: XML and JSON Examples](#)
- [Properties](#)

Overview

Universal Controller supports the following RESTful-based web services for Task Monitor Task operations, which are listed alphabetically on this page.

- [Create a Task Monitor Task](#)
- [Modify a Task Monitor Task](#)
- [Read a Task Monitor Task](#)

Formatting specifications for each web service, including details about parameter requirements, are provided.

Links to detailed information about the [properties](#) used in these web services also is located on this page.

For information on Task web services that are applicable to all task types, see:

- [Delete a Task](#)
- [Launch a Task](#)
- [List Tasks](#)

Create a Task Monitor Task

	Description
URI	http://host_name/uc/resources/task
HTTP Method	POST
Description	Creates a new Task Monitor task. To persist sysIds , use the retainSysIds property.
Example URI	http://localhost:8080/uc/resources/task
Consumes Content-Type	application/xml, application/json
Produces Content-Type	n/a
Example	See Task Monitor Task: XML and JSON Examples , below.
Properties	See Properties .

Example Response	<ul style="list-style-type: none"> Status 200 /OK Successfully created the <task type> task with sysId <sysId>.
------------------	--

Modify a Task Monitor Task

	Description
URI	http://host_name/uc/resources/task
Consumes Content-Type	application/xml, application/json
Produces Content-Type	n/a
HTTP Method	PUT
Description	<p>Modifies the task specified by the sysId in the request.</p> <p>To modify Task Monitor Task properties without modifying related records, use the excludeRelated property.</p>
Example	See Task Monitor Task: XML and JSON Examples .
Properties	See Properties .
Example Response	<ul style="list-style-type: none"> Status 200 /OK Successfully updated the <task type> task with sysId <sysId> to version <version>.

Read a Task Monitor Task

	Description
URI	http://host_name/uc/resources/task
HTTP Method	GET
Description	Retrieves information on the specified task .
Request Parameters	taskId or taskname
Mutually Exclusive Parameters	taskId and taskname
Example URI	<ul style="list-style-type: none"> http://localhost:8080/uc/resources/task?taskname=testTask http://localhost:8080/uc/resources/task?taskId=d26265a2c4f345359d9b356f18a462c1
Consumes Content-Type	n/a
Produces Content-Type	application/xml, application/json

Example Response	<ul style="list-style-type: none"> • Status 200 /OK (See Task Monitor Task: XML and JSON Examples.) • Status 404 /Not Found A task with id "f87848b00a0001037f43e7c81c8ec969" does not exist.
Properties	See Properties.

Task Monitor Task: XML and JSON Examples

The [retainSysIds](#) and [version](#) properties are specified as attributes in XML.

Examples	XML	JSON
Example for Task		<pre> { "type": "taskMonitor", "actions": { "abortActions": [], "emailNotifications": [], "setVariableActions": [], "snmpNotifications": [], "systemOperations": [] }, "cpDuration": null, "cpDurationUnit": "Minutes", "credentials": null, "credentialsVar": null, "customField1": { "label": "Domain", "value": "http://qa-cntlr-mssql:8080/uc/" }, "customField2": { "label": null, "value": null }, "efDayConstraint": "Nth Day", "efDuration": "00:00:00:00", "efEnabled": false, "efNthAmount": 10, "efOffsetDuration": null, "efOffsetDurationUnit": "Minutes", "efOffsetPercentage": 0, "efOffsetType": "Percentage", "efTime": "00:00", "efType": "Time", "excludeRelated": false, "exclusiveTasks": [], "executionRestriction": "Run", "holdResources": false, "lfDayConstraint": "Nth Day", "lfDuration": "00:00:00:00", "lfEnabled": false, "lfNthAmount": 1, </pre>

```

<taskMonitor retainSysIds="true" version="1"><actions /><variables
/><notes /><virtualResources /><exclusiveTasks /><cpDuration /><cpDur
ationUnit>Minutes</cpDurationUnit><credentials /><credentialsVar /><c
ustomField1 label="Domain">web.com</customField1><customField2 /><efD
ayConstraint>Nth</efDayConstraint><efDuration>00:00:00:00</efDuration
><efEnabled>>false</efEnabled><efNthAmount>10</efNthAmount>
  <efOffsetDuration />
  <efOffsetDurationUnit>Minutes</efOffsetDurationUnit>
  <efOffsetPercentage>0</efOffsetPercentage>
  <efOffsetType>Percentage</efOffsetType>
  <efTime>00:00</efTime><efType>Time</efType><executionRestricti
on>Run</executionRestriction><holdResources>>false</holdResources><lfd
ayConstraint>Nth</lfdDayConstraint><lfdDuration>00:00:00:00</lfdDuration
><lfdEnabled>>false</lfdEnabled><lfdNthAmount>1</lfdNthAmount>
  <lfdOffsetDuration />
  <lfdOffsetDurationUnit>Minutes</lfdOffsetDurationUnit>
  <lfdOffsetPercentage>0</lfdOffsetPercentage>
  <lfdOffsetType>Percentage</lfdOffsetType>
  <lfdTime>00:00</lfdTime><lfdType>Time</lfdType><lsDayConstraint>Nt
h</lsDayConstraint><lsDuration>00:00:00:00</lsDuration><lsEnabled>fal
se</lsEnabled><lsNthAmount>7</lsNthAmount><lsTime>00:00</lsTime><lsTy
pe>Time</lsType><name>uc - Test Email</name><opswiseGroups /><resolve
NameImmediately>>false</resolveNameImmediately><resPriority>10</resPri
ority><restrictionPeriod>Span</restrictionPeriod><restrictionPeriodAf
terDate>2017-11-10</restrictionPeriodAfterDate><restrictionPeriodAfte
rTime>10:30</restrictionPeriodAfterTime><restrictionPeriodBeforeDate>
2017-11-20</restrictionPeriodBeforeDate><restrictionPeriodBeforeTime>
15:00</restrictionPeriodBeforeTime><restrictionPeriodDateList /><star
tHeldReason /><summary>Test Email</summary><sysId>fb59a227517a421a92c
15ff5aefe3b66</sysId><timeZonePref>-- System Default --</timeZonePref
><twDelayAmount /><twDelayDuration>00:00:00:00</twDelayDuration><twDe
layType>None</twDelayType><twWaitAmount /><twWaitDayConstraint>NONE</
twWaitDayConstraint><twWaitDuration>00:00:00:00</twWaitDuration><twWa
itTime>00:00</twWaitTime><twWaitType>None</twWaitType><twWorkflowOnly
>-- System Default --</twWorkflowOnly><userEstimatedDuration /><monTy
pe>General</monType><relativeTimeFrom>00:00</relativeTimeFrom><relati
veTimeTo /><statusText>Defined, Waiting, Time Wait, Held, Exclusive
Requested,
  Exclusive Wait, Resource Requested, Resource Wait,
  Execution Wait,
  Undeliverable, Queued, Submitted, Action Required,
  Started, Running,
  Running/Problems, Cancel Pending, In Doubt, Start
  Failure,
  Confirmation Required, Cancelled, Failed, Skipped,
  Finished, Success
  </statusText><typeText>Workflow, Timer, Windows, Linux/Unix, z
/OS, File Monitor,
  Manual, Email, File Transfer, SQL, FTP File Monitor, Task
  Monitor,
  Variable Monitor, Stored Procedure, Universal Command,
  System Monitor,
  Application Control, SAP, Email Monitor, Web Service,
  Universal</typeText><wfConditionType>Starts With</wfCondi
onType><wfConditionValue>test</wfConditionValue></taskMonitor>

```

```

"lfdOffsetDuration": null,
"lfdOffsetDurationUnit": "Minutes",
"lfdOffsetPercentage": 0,
"lfdOffsetType": "Percentage",
"lfdTime": "00:00",
"lfdType": "Time",
"lsDayConstraint": "Nth Day",
"lsDuration": "00:00:00:00",
"lsEnabled": false,
"lsNthAmount": 7,
"lsTime": "00:00",
"lsType": "Time",
"monType": "General",
"name": "uc - Test Email",
"notes": [],
"opswiseGroups": null,
"relativeTimeFrom": "00:00",
"relativeTimeTo": null,
"resolveNameImmediately": false,
"resPriority": 10,
"restrictionPeriod": "Span",
"restrictionPeriodAfterDate": "2017-11-10",
"restrictionPeriodAfterTime": "10:30",
"restrictionPeriodBeforeDate": "2017-11-20",
"restrictionPeriodBeforeTime": "15:00",
"restrictionPeriodDateList": [],
"retainSysIds": true,
"startHeld": false,
"startHeldReason": null,
"statusText": "Success",
"summary": "Test Email",
"sysId": "fb59a227517a421a92c15ff5aefe3b66",
"timeZonePref": "-- System Default --",
"twDelayAmount": null,
"twDelayDuration": "00:00:00:00",
"twDelayType": "None",
"twWaitAmount": null,
"twWaitDayConstraint": "NONE",
"twWaitDuration": "00:00:00:00",
"twWaitTime": "00:00",
"twWaitType": "None",
"twWorkflowOnly": "-- System Default --",
"typeText": "Workflow, Timer, Windows, Linux/Unix, z/OS, File
Monitor,
  Manual, Email, File Transfer, SQL, FTP File Monitor, Task
  Monitor,
  Variable Monitor, Stored Procedure, Universal Command,
  System Monitor,
  Application Control, SAP, Email Monitor, Web Service,
  Universal",
"userEstimatedDuration": null,
"variables": [],
"version": 1,
"virtualResources": [],
"wfConditionType": "Starts With",
"wfConditionValue": "test"
}

```

See [Task Web Services - Task Actions](#) for XML and JSON examples of task actions.

See [Task Web Services - Task-Related Records](#) for XML and JSON examples of task-related records.

Properties

- See [All Tasks Properties](#)
- See [Task Monitor Task Properties](#)

Timer Task Web Services

- [Overview](#)
- [Create a Timer Task](#)
- [Modify a Timer Task](#)
- [Read a Timer Task](#)
- [Timer Task: XML and JSON Examples](#)
- [Properties](#)

Overview

Universal Controller supports the following RESTful-based web services for Timer Task operations, which are listed alphabetically on this page.

- [Create a Timer Task](#)
- [Modify a Timer Task](#)
- [Read a Timer Task](#)

Formatting specifications for each web service, including details about parameter requirements, are provided.

Links to detailed information about the [properties](#) used in these web services also is located on this page.

For information on Task web services that are applicable to all task types, see:

- [Delete a Task](#)
- [Launch a Task](#)
- [List Tasks](#)

Create a Timer Task

	Description
URI	http://host_name/uc/resources/task
HTTP Method	POST
Description	Creates a new Timer task. To persist <code>syslds</code> , use the <code>retainSyslds</code> property.
Example URI	http://localhost:8080/uc/resources/task
Consumes Content-Type	application/xml, application/json
Produces Content-Type	n/a
Example	See Timer Task: XML and JSON Examples , below.
Properties	See Properties .

Example Response	<ul style="list-style-type: none"> Status 200 /OK Successfully created the <task type> task with sysId <sysId>.
------------------	--

Modify a Timer Task

	Description
URI	http://host_name/uc/resources/task
Consumes Content-Type	application/xml, application/json
Produces Content-Type	n/a
HTTP Method	PUT
Description	<p>Modifies the task specified by the sysId in the request.</p> <p>To modify Timer Task properties without modifying related records, use the excludeRelated property.</p>
Example	See Timer Task: XML and JSON Examples .
Properties	See Properties .
Example Response	<ul style="list-style-type: none"> Status 200 /OK Successfully updated the <task type> task with sysId <sysId> to version <version>.

Read a Timer Task

	Description
URI	http://host_name/uc/resources/task
HTTP Method	GET
Description	Retrieves information on the specified task .
Request Parameters	taskId or taskname
Mutually Exclusive Parameters	taskId and taskname
Example URI	<ul style="list-style-type: none"> http://localhost:8080/uc/resources/task?taskname=testTask http://localhost:8080/uc/resources/task?taskId=d26265a2c4f345359d9b356f18a462c1
Consumes Content-Type	n/a
Produces Content-Type	application/xml, application/json

Example Response	<ul style="list-style-type: none"> Status 200 /OK (See Timer Task: XML and JSON Examples.) Status 404 /Not Found A task with id "f87848b00a0001037f43e7c81c8ec969" does not exist.
Properties	See Properties.

Timer Task: XML and JSON Examples

The [retainSysIds](#) and [version](#) properties are specified as attributes in XML.

Examples	XML	JSON
Example for Task	<pre><taskSleep retainSysIds="true" version="1"><actions /><variables /><notes /><virtualResources /><exclusiveTasks /><cpDuration /><cpDurationUnit>Minutes</cpDurationUnit><credentials /><credentialsVar /><customField1 label="Domain">web.com</customField1><customField2 /><efDayConstraint>Nth</efDayConstraint><efDuration>00:00:00:00</efDuration><efEnabled>>false</efEnabled><efNthAmount>10</efNthAmount><efOffsetDuration /><efOffsetDurationUnit>Minutes</efOffsetDurationUnit><efOffsetPercentage>0</efOffsetPercentage><efOffsetType>Percentage</efOffsetType><efTime>00:00</efTime><efType>Time</efType><executionRestriction>Run</executionRestriction><holdResources>>false</holdResources><lfDayConstraint>Nth</lfDayConstraint><lfDuration>00:00:00:00</lfDuration><lfEnabled>>false</lfEnabled><lfNthAmount>1</lfNthAmount><lfOffsetDuration /><lfOffsetDurationUnit>Minutes</lfOffsetDurationUnit><lfOffsetPercentage>0</lfOffsetPercentage><lfOffsetType>Percentage</lfOffsetType><lfTime>00:00</lfTime><lfType>Time</lfType><lsDayConstraint>Nth</lsDayConstraint><lsDuration>00:00:00:00</lsDuration><lsEnabled>>false</lsEnabled><lsNthAmount>7</lsNthAmount><lsTime>00:00</lsTime><1</pre>	<pre>{ "type": "taskSleep", "actions": { "abortActions": [], "emailNotifications": [], "setVariableActions": [], "snmpNotifications": [], "systemOperations": [] }, "cpDuration": null, "cpDurationUnit": "Minutes", "credentials": null, "credentialsVar": null, "customField1": { "label": "Domain", "value": "http://qa-cntlr-mssql:8080/uc/" }, "customField2": { "label": null, "value": null }, "efDayConstraint": "Nth Day", "efDuration": "00:00:00:00", "efEnabled": false, "efNthAmount": 10, "efOffsetDuration": null, "efOffsetDurationUnit": "Minutes", "efOffsetPercentage": 0, "efOffsetType": "Percentage", "efTime": "00:00", "efType": "Time", "excludeRelated": false, "exclusiveTasks": [], "executionRestriction": "Run", "holdResources": false, "lfDayConstraint": "Nth Day", "lfDuration": "00:00:00:00", "lfEnabled": false, "lfNthAmount": 1,</pre>

```

sType>Time</lsType><<name>uc -
Test Email</name><<opswiseGroups
/><<resolveNameImmediately>>false</r
esolveNameImmediately><<resPriority
>10</resPriority><<restrictionPeriod
>Span</restrictionPeriod><<restrict
ionPeriodAfterDate>2017-11-10</res
trictionPeriodAfterDate><<restricti
onPeriodAfterTime>10:30</restricti
onPeriodAfterTime><<restrictionPeri
odBeforeDate>2017-11-20</restricti
onPeriodBeforeDate><<restrictionPer
iodBeforeTime>15:00</restrictionPe
riodBeforeTime><<restrictionPeriodD
ateList /><<startHeld>>false</startH
eld><<startHeldReason /><<summary>Te
st Email</summary><<sysId>fb59a2275
17a421a92c15ff5aefe3b66</sysId><<ti
meZonePref>-- System Default --</t
imeZonePref><<userEstimatedDuration
/><<sleepAmount>0</sleepAmount><<sl
eepDayConstraint>None</sleepDayCon
straint><<sleepDuration>00:00:00:
00</sleepDuration><<sleepTime>00:
00</sleepTime><<sleepType>Seconds</
sleepType><</taskSleep>

```

```

"lfOffsetDuration": null,
"lfOffsetDurationUnit": "Minutes",
"lfOffsetPercentage": 0,
"lfOffsetType": "Percentage",
"lfTime": "00:00",
"lfType": "Time",
"lsDayConstraint": "Nth Day",
"lsDuration": "00:00:00:00",
"lsEnabled": false,
"lsNthAmount": 7,
"lsTime": "00:00",
"lsType": "Time",
"name": "uc - Test Email",
"notes": [],
"opswiseGroups": null,
"resolveNameImmediately": false,
"resPriority": 10,
"restrictionPeriod": "Span",
"restrictionPeriodAfterDate": "2017-11-10",
"restrictionPeriodAfterTime": "10:30",
"restrictionPeriodBeforeDate": "2017-11-
20",
"restrictionPeriodBeforeTime": "15:00",
"restrictionPeriodDateList": [],
"retainSysIds": true,
"sleepAmount": 0,
"sleepDayConstraint": "None",
"sleepDuration": "00:00:00:00",
"sleepTime": "00:00",
"sleepType": "Seconds",
"startHeld": false,
"startHeldReason": null,
"summary": "Test Email",
"sysId":
"fb59a227517a421a92c15ff5aefe3b66",
"timeZonePref": "-- System Default --",
"userEstimatedDuration": null,
"variables": [],
"version": 1,
"virtualResources": []
}

```

Properties

- See [All Tasks Properties](#)
- See [Timer Task Properties](#)

Universal Command Task Web Services

- [Overview](#)
- [Create a Universal Command Task](#)
- [Modify a Universal Command Task](#)
- [Read a Universal Command Task](#)
- [Universal Command Task: XML and JSON Examples](#)
- [Properties](#)

Overview

Universal Controller supports the following RESTful-based web services for Universal Command Task operations, which are listed alphabetically on this page.

- [Create a Universal Command Task](#)
- [Modify a Universal Command Task](#)
- [Read a Universal Command Task](#)

Formatting specifications for each web service, including details about parameter requirements, are provided.

Links to detailed information about the [properties](#) used in these web services also is located on this page.

For information on Task web services that are applicable to all task types, see:

- [Delete a Task](#)
- [Launch a Task](#)
- [List Tasks](#)

Create a Universal Command Task

	Description
URI	http://host_name/uc/resources/task
HTTP Method	POST
Description	Creates a new Universal Command task. To persist <code>syslds</code> , use the <code>retainSyslds</code> property.
Example URI	http://localhost:8080/uc/resources/task
Consumes Content-Type	application/xml, application/json
Produces Content-Type	n/a
Example	See Universal Command Task: XML and JSON Examples , below.
Properties	See Properties .

Example Response	<ul style="list-style-type: none"> Status 200 /OK Successfully created the <task type> task with sysId <sysId>.
------------------	--

Modify a Universal Command Task

	Description
URI	http://host_name/uc/resources/task
Consumes Content-Type	application/xml, application/json
Produces Content-Type	n/a
HTTP Method	PUT
Description	<p>Modifies the task specified by the sysId in the request.</p> <p>To modify Universal Command Task properties without modifying related records, use the excludeRelated property.</p>
Example	See Universal Command Task: XML and JSON Examples .
Properties	See Properties .
Example Response	<ul style="list-style-type: none"> Status 200 /OK Successfully updated the <task type> task with sysId <sysId> to version <version>.

Read a Universal Command Task

	Description
URI	http://host_name/uc/resources/task
HTTP Method	GET
Description	Retrieves information on the specified task .
Request Parameters	taskId or taskname
Mutually Exclusive Parameters	taskId and taskname
Example URI	<ul style="list-style-type: none"> http://localhost:8080/uc/resources/task?taskname=testTask http://localhost:8080/uc/resources/task?taskId=d26265a2c4f345359d9b356f18a462c1
Consumes Content-Type	n/a
Produces Content-Type	application/xml, application/json

Example Response	<ul style="list-style-type: none"> Status 200 /OK (See Universal Command Task: XML and JSON Examples.) Status 404 /Not Found A task with id "f87848b00a0001037f43e7c81c8ec969" does not exist.
Properties	See Properties.

Universal Command Task: XML and JSON Examples

The [retainSysIds](#) and [version](#) properties are specified as attributes in XML.

Examples	XML	JSON
Example for Task	<pre><taskUcmd retainSysIds="true" version="1"><actions /><variables /><notes /><virtualResources /><exclusiveTasks /><agent /><agentCluster>linux-cluster</agentCluster><agentClusterVar /><agentVar /><cpDuration /><cpDurationUnit>Minutes</cpDurationUnit><credentials /><credentialsVar /><customField1 label="Domain">web.com</customField1><customField2 /><efDayConstraint>Nth</efDayConstraint><efDuration>00:00:00:00</efDuration><efEnabled>false</efEnabled><efNthAmount>10</efNthAmount><efOffsetDuration /><efOffsetDurationUnit>Minutes</efOffsetDurationUnit><efOffsetPercentage>0</efOffsetPercentage><efOffsetType>Percentage</efOffsetType><efTime>00:00</efTime><efType>Time</efType><executionRestriction>Run</executionRestriction><holdResources>false</holdResources><lfDayConstraint>Nth</lfDayConstraint><lfDuration>00:00:00:00</lfDuration><lfEnabled>false</lfEnabled><lfNthAmount>1</lfNthAmount><lfOffsetDuration /><lfOffsetDurationUnit>Minutes</lfOffsetDurationUnit><lfOffsetPercentage>0</lfOffsetPercentage><lfOffsetType>Percentage</lfOffsetType><lfTime>00:00</lfTime><lfType>Time</lfType><lsDayConstraint>Nth</lsDayConstraint><lsDuration>00</pre>	<pre>{ "type": "taskUcmd", "actions": { "abortActions": [], "emailNotifications": [], "setVariableActions": [], "snmpNotifications": [], "systemOperations": [] }, "agent": null, "agentCluster": "linux-cluster", "agentClusterVar": null, "agentVar": null, "broker": "\${ftp_server}", "brokerChoice": "Agent Hostname", "brokerCred": null, "brokerCredVar": "\${ftp_cred}", "brokerRef": null, "command": "\\whoami\\", "commandOptions": "-G yes", "commandOrScript": "Command", "cpDuration": null, "cpDurationUnit": "Minutes", "credentials": null, "credentialsVar": null, "customField1": { "label": "Domain", "value": "http://qa-cntlr-mssql:8080/uc/" }, "customField2": { "label": null, "value": null }, "efDayConstraint": "Nth Day", "efDuration": "00:00:00:00", "efEnabled": false, "efNthAmount": 10, "efOffsetDuration": null, "efOffsetDurationUnit": "Minutes",</pre>

```

:00:00:00</lsDuration><lsEnabled>f
alse</lsEnabled><lsNthAmount>7</ls
NthAmount><lsTime>00:00</lsTime><l
sType>Time</lsType><name>uc -
Test Email</name><opswiseGroups
/><resolveNameImmediately>false</r
esolveNameImmediately><resPriority
>10</resPriority><restrictionPeriod
>Span</restrictionPeriod><restrict
ionPeriodAfterDate>2017-11-10</res
trictionPeriodAfterDate><restricti
onPeriodAfterTime>10:30</restricti
onPeriodAfterTime><restrictionPeri
odBeforeDate>2017-11-20</restricti
onPeriodBeforeDate><restrictionPer
iodBeforeTime>15:00</restrictionPe
riodBeforeTime><restrictionPeriodD
ateList /><startHeld>false</startH
eld><startHeldReason /><summary>Te
st Email</summary><sysId>fb59a2275
17a421a92c15ff5aefe3b66</sysId><t
imeZonePref>-- System Default --</t
imeZonePref><twDelayAmount /><twDe
layDuration>00:00:00:00</twDelayDu
ration><twDelayType>None</twDelayT
ype><twWaitAmount /><twWaitDayCons
traint>NONE</twWaitDayConstraint><
twWaitDuration>00:00:00:00</twWait
Duration><twWaitTime>00:00</twWait
Time><twWaitType>None</twWaitType><
twWorkflowOnly>-- System Default
--</twWorkflowOnly><userEstimatedD
uration /><broker>${ftp_server}</b
roker><brokerChoice>Agent
Hostname</brokerChoice><brokerCred
/><brokerCredVar>${ftp_cred}</bro
kerCredVar><brokerRef /><command>"
whoami"</command><commandOptions>-
G yes</commandOptions><commandOrSc
ript>Command</commandOrScript><exi
tCodeOutput /><exitCodeProcessing>
Success Exitcode Range</exitCodePr
ocessing><exitCodeText /><exitCodes
>0</exitCodes><outputFailureOnly>t
rue</outputFailureOnly><outputRetu
rnFile /><outputReturnNline>100</o
utputReturnNline><outputReturnSline
>1</outputReturnSline><outputRetur
nText /><outputReturnTextType>OUTERR</
outputReturnTextType><outputType>STDOU
T</outputType><retryExitCodes /><r
etryIndefinitely>false</retryIndef
initely><retryInterval>60</retryIn
terval><retryMaximum>0</retryMaxim
um><retrySuppressFailure>false</re
trySuppressFailure><runtimeDir /><
script /><scriptOptions /><waitFor
Output>false</waitForOutput><
/taskUcmd>

```

```

"efOffsetPercentage": 0,
"efOffsetType": "Percentage",
"efTime": "00:00",
"efType": "Time",
"excludeRelated": false,
"exclusiveTasks": [],
"executionRestriction": "Run",
"exitCodeOutput": null,
"exitCodeProcessing": "Success Exitcode
Range",
"exitCodeText": null,
"exitCodes": 0,
"holdResources": false,
"lfDayConstraint": "Nth Day",
"lfDuration": "00:00:00:00",
"lfEnabled": false,
"lfNthAmount": 1,
"lfOffsetDuration": null,
"lfOffsetDurationUnit": "Minutes",
"lfOffsetPercentage": 0,
"lfOffsetType": "Percentage",
"lfTime": "00:00",
"lfType": "Time",
"lsDayConstraint": "Nth Day",
"lsDuration": "00:00:00:00",
"lsEnabled": false,
"lsNthAmount": 7,
"lsTime": "00:00",
"lsType": "Time",
"name": "uc - Test Email",
"notes": [],
"opswiseGroups": null,
"outputFailureOnly": true,
"outputReturnFile": null,
"outputReturnNline": 100,
"outputReturnSline": 1,
"outputReturnText": null,
"outputReturnTextType": "OUTERR",
"outputType": "STDOUT",
"resolveNameImmediately": false,
"resPriority": 10,
"restrictionPeriod": "Span",
"restrictionPeriodAfterDate": "2017-11-10",
"restrictionPeriodAfterTime": "10:30",
"restrictionPeriodBeforeDate": "2017-11-
20",
"restrictionPeriodBeforeTime": "15:00",
"restrictionPeriodDateList": [],
"retainSysIds": true,
"retryExitCodes": null,
"retryIndefinitely": false,
"retryInterval": 60,
"retryMaximum": 0,
"retrySuppressFailure": false,
"runtimeDir": null,
"script": null,
"scriptOptions": null,
"startHeld": false,
"startHeldReason": null,
"summary": "Test Email",
"sysId":
"fb59a227517a421a92c15ff5aefe3b66",

```

```
"timeZonePref": "-- System Default --",
"twDelayAmount": null,
"twDelayDuration": "00:00:00:00",
"twDelayType": "None",
"twWaitAmount": null,
"twWaitDayConstraint": "NONE",
"twWaitDuration": "00:00:00:00",
"twWaitTime": "00:00",
"twWaitType": "None",
"twWorkflowOnly": "-- System Default --",
"userEstimatedDuration": null,
"variables": [],
"version": 1,
"virtualResources": [],
"waitForOutput": false
}
```

See [Task Web Services - Task Actions](#) for XML and JSON examples of task actions.

See [Task Web Services - Task-Related Records](#) for XML and JSON examples of task-related records.

Properties

- See [All Tasks Properties](#)
- See [Universal Command Task Properties](#)

Universal Task Web Services

- [Overview](#)
- [Create a Universal Task](#)
- [Modify a Universal Task](#)
- [Read a Universal Task](#)
- [Universal Task: XML and JSON Examples](#)
- [Properties](#)

Overview

Universal Controller supports the following RESTful-based web services for Universal Task operations, which are listed alphabetically on this page.

- [Create a Universal Task](#)
- [Modify a Universal Task](#)
- [Read a Universal Task](#)

Formatting specifications for each web service, including details about parameter requirements, are provided.

Links to detailed information about the [properties](#) used in these web services also is located on this page.

For information on Task web services that are applicable to all task types, see:

- [Delete a Task](#)
- [Launch a Task](#)
- [List Tasks](#)

Create a Universal Task

	Description
URI	http://host_name/uc/resources/task
HTTP Method	POST
Description	Creates a new Universal task. To persist sysIds , use the retainSysIds property.
Example URI	http://localhost:8080/uc/resources/task
Consumes Content-Type	application/xml, application/json
Produces Content-Type	n/a
Example	See Universal Task: XML and JSON Examples , below.
Properties	See Properties .

Example Response	<ul style="list-style-type: none"> Status 200 /OK Successfully created the <task type> task with sysId <sysId>.
------------------	--

Modify a Universal Task

	Description
URI	http://host_name/uc/resources/task
Consumes Content-Type	application/xml, application/json
Produces Content-Type	n/a
HTTP Method	PUT
Description	<p>Modifies the task specified by the sysId in the request.</p> <p>To modify Universal Task properties without modifying related records, use the excludeRelated property.</p>
Example	See Universal Task: XML and JSON Examples .
Properties	See Properties .
Example Response	<ul style="list-style-type: none"> Status 200 /OK Successfully updated the <task type> task with sysId <sysId> to version <version>.

Read a Universal Task

	Description
URI	http://host_name/uc/resources/task
HTTP Method	GET
Description	Retrieves information on the specified task .
Request Parameters	taskId or taskname
Mutually Exclusive Parameters	taskId and taskname
Example URI	<ul style="list-style-type: none"> http://localhost:8080/uc/resources/task?taskname=testTask http://localhost:8080/uc/resources/task?taskId=d26265a2c4f345359d9b356f18a462c1
Consumes Content-Type	n/a
Produces Content-Type	application/xml, application/json

Example Response	<ul style="list-style-type: none"> • Status 200 /OK (See Universal Task: XML and JSON Examples.) • Status 404 /Not Found A task with id "f87848b00a0001037f43e7c81c8ec969" does not exist.
Properties	See Properties.

Universal Task: XML and JSON Examples

The [retainSysIds](#) and [version](#) properties are specified as attributes in XML.

Examples	XML	JSON
Example for Task		<pre> { "type": "taskUniversal", "actions": { "abortActions": [], "emailNotifications": [], "setVariableActions": [], "snmpNotifications": [], "systemOperations": [] }, "agent": null, "agentCluster": "uc Demo Cluster", "agentClusterVar": null, "agentVar": null, "arrayField1":{ "fields":[{ "name": "John Doe Jr.", "value": "1234567" }, { "name": "Max", "value": "888888" }], "label": "Customers", "name": "array1", "nameTitle": "Custom Name", "valueTitle": "Custom Id" } </pre>

```
<taskUniversal retainSysIds="true" version="1"><actions /><variables /><notes /><virtualResources /><exclusiveTasks /><agent /><agentCluster>uc Demo Cluster</agentCluster><agentClusterVar /><agentVar /><broadcastCluster /><broad
castClusterVar /><cpDuration /><cpDurationUnit>Minutes</cpDurationUnit><credentials /><credentialsVar /><customFi
eld1 label="Domain">web.com</customField1><customField2 /><efDayConstraint>Nth</efDayConstraint><efDuration>00:
00:00:00</efDuration><efEnabled>>false</efEnabled><efNthAmount>10</efNthAmount>
<efOffsetDuration />
<efOffsetDurationUnit>Minutes</efOffsetDurationUnit>
<efOffsetPercentage>0</efOffsetPercentage>
<efOffsetType>Percentage</efOffsetType>
<efTime>00:00</efTime><efType>Time</efType><executionRestriction>Run</executionRestriction><holdResources>
false</holdResources><lfDayConstraint>Nth</lfDayConstraint><lfDuration>00:00:00:00</lfDuration><lfEnabled>>false</
lfEnabled><lfNthAmount>1</lfNthAmount>
<lfOffsetDuration />
<lfOffsetDurationUnit>MInutes</lfOffsetDurationUnit>
<lfOffsetPercentage>0</lfOffsetPercentage>
<lfOffsetType>Percentage</lfOffsetType>
<lfTime>00:00</lfTime><lfType>Time</lfType><lsDayConstraint>Nth</lsDayConstraint><lsDuration>00:00:00:00</
lsDuration><lsEnabled>>false</lsEnabled><lsNthAmount>7</lsNthAmount><lsTime>00:00</lsTime><lsType>Time</lsType><na
me>uc - Test Email</name><opwiseGroups /><resolveNameImmediately>>false</resolveNameImmediately><resPriority>10</r
esPriority><restrictionPeriod>Span</restrictionPeriod><restrictionPeriodAfterDate>2017-11-10</restrictionPeriodA
fterDate><restrictionPeriodAfterTime>10:30</restrictionPeriodAfterTime><restrictionPeriodBeforeDate>2017-11-20</r
estriictionPeriodBeforeDate><restrictionPeriodBeforeTime>15:00</restrictionPeriodBeforeTime><restrictionPeriodDate
List /><startHeld>>false</startHeld><startHeldReason /><summary>Test Email</summary><sysId>fb59a227517a421a92c15ff
5aefe3b66</sysId><timeZonePref>-- System Default --</timeZonePref><twDelayAmount /><twDelayDuration>00:00:00:00</
twDelayDuration><twDelayType>None</twDelayType><twWaitAmount /><twWaitDayConstraint>NONE</twWaitDayConstraint><tw
WaitDuration>00:00:00:00</twWaitDuration><twWaitTime>00:00</twWaitTime><twWaitType>None</twWaitType><twWorkflowOn
ly>-- System Default --</twWorkflowOnly><userEstimatedDuration /><arrayField1 name="array1" label="Customers"
nameTitle="Custom Name" valueTitle="Custom Id"><field><name>John Doe Jr.</name><value>1234567</value><
/field><field><name>Max</name><value>8888888</value></field></arrayField1><arrayField2 name="array2" label="
Array2"><field><name>A1</name><value>test1</value></field><field><name>A2</name><value>test2</value></field></arr
ayField2><booleanField1 name="run_immediately" label="Run Immediately">>false</booleanField1><choiceField1 name="
progname" label="Program Name">val 1</choiceField1><createConsole>false</createConsole><credentialField1 name="
credname" label="Credential Name">cred 1</credentialField1><desktopInteract>false</desktopInteract><elevateUser>f
alse</elevateUser><environment /><exitCodeOutput /><exitCodeProcessing>Success Exitcode Range</exitCodeProcessing
><exitCodes>0</exitCodes><exitCodeText />
<floatField1 name="float1" label="float1">2.1274</floatField1><intField1 name="error_level" label="Error Level"
>12</intField1><largeTextField1 name="respapp" label="Responsibility Application">test text</largeTextField1><out
putFailureOnly>true</outputFailureOnly><outputReturnFile /><outputReturnNline>100</outputReturnNline><outputRetur
nSline>1</outputReturnSline><outputReturnText /><outputReturnTextType>NONE</outputReturnTextType><outputType>STDOUT</outp
utType><retryExitCodes /><retryIndefinitely>false</retryIndefinitely><retryInterval>60</retryInterval><retryMaxim
um>0</retryMaximum><retrySuppressFailure>false</retrySuppressFailure><runtimeDir /><scriptField1 name="s1"
label="Script 1">Data3.txt</scriptField1><template>test template</template><textField1 name="username" label="
Application User">test text</textField1></taskUniversal>
```

```
},
"arrayField2": {
  "fields": [
    {
      "name":
      "A1",
      "value":
      "test1"
    },
    {
      "name":
      "A2",
      "value":
      "test2"
    }
  ],
  "label":
  "Array2",
  "name": "array2"
},
"booleanField1": {
  "label": "Run
Immediately",
  "name":
  "run_immediately",
  "value": false
},
"broadcastCluster":
null,
"broadcastClusterVar":
null,
"choiceField1": {
  "label": "Program
Name",
  "name": "progname",
  "value": "1"
},
"cpDuration": null,
"cpDurationUnit":
"Minutes",
"createConsole": false,
"credentialField1": {
  "label": "Credential
Name",
  "name": "credname",
  "value": "A"
},
"credentials": null,
"credentialsVar": null,
"customField1": {
  "label": "Domain",
  "value": "http://qa-
cntl-r-mssql:8080/uc/"
},
"customField2": {
  "label": null,
  "value": null
},
"desktopInteract":
false,
"efDayConstraint":
"Nth Day",
```



```

    "efDuration": "00:00:
00:00",
    "efEnabled": false,
    "efNthAmount": 10,
    "efOffsetDuration":
null,
    "efOffsetDurationUnit":
"Minutes",
    "efOffsetPercentage":
0,
    "efOffsetType":
"Percentage",
    "efTime": "00:00",
    "efType": "Time",
    "elevateUser": false,
    "environment": null,
    "excludeRelated":
false,
    "exclusiveTasks": [],
    "executionRestriction":
"Run",
    "exitCodeOutput": null,
    "exitCodeProcessing":
"Success Exitcode Range",
    "exitCodes": 0,
    "exitCodeText": null,
    "floatField1": {
    "label": "float 1",
    "name": "float 1",
    "value": 2.1274
    },
    "holdResources": false,
    "intField1": {
    "label": "Error
Level",
    "name":
"error_level",
    "value": 12
    },
    "largeTextField1": {
    "label":
"Responsibility
Application",
    "name": "respapp",
    "value": "test text"
    },
    "lfDayConstraint":
"Nth Day",
    "lfDuration": "00:00:
00:00",
    "lfEnabled": false,
    "lfNthAmount": 1,
    "lfOffsetDuration":
null,
    "lfOffsetDurationUnit":
"Minutes",
    "lfOffsetPercentage":
0,
    "lfOffsetType":
"Percentage",
    "lfTime": "00:00",
    "lfType": "Time",

```

```

    "lsDayConstraint":
"Nth Day",
    "lsDuration": "00:00:
00:00",
    "lsEnabled": false,
    "lsNthAmount": 7,
    "lsTime": "00:00",
    "lsType": "Time",
    "name": "uc - Test
Email",
    "notes": [],
    "opwiseGroups": null,
    "outputFailureOnly":
true,
    "outputReturnFile":
null,
    "outputReturnNline":
100,
    "outputReturnSline": 1,
    "outputReturnText":
null,
    "outputReturnType":
"NONE",
    "outputType": "STDOUT",
    "resolveNameImmediately
": false,
    "resPriority": 10,
    "restrictionPeriod":
"Span",
    "restrictionPeriodAfter
Date": "2017-11-10",
    "restrictionPeriodAfter
Time": "10:30",
    "restrictionPeriodBefor
eDate": "2017-11-20",
    "restrictionPeriodBefor
eTime": "15:00",
    "restrictionPeriodDateL
ist": [],
    "retainSysIds": true,
    "retryExitCodes": null,
    "retryIndefinitely":
false,
    "retryInterval": 60,
    "retryMaximum": 0,
    "retrySuppressFailure":
false,
    "runtimeDir": null,
    "scriptField1": {
    "label": "Script 1",
    "name": "s1",
    "value": "Data3.txt"
},
    "startHeld": false,
    "startHeldReason":
null,
    "summary": "Test
Email",
    "sysId":
"fb59a227517a421a92c15ff5
ae3b66",
    "template": "test

```

```
template",
  "textField1": {
    "label":
"Application User",
    "name": "username",
    "value": "test text"
  },
  "timeZonePref": "--
System Default --",
  "twDelayAmount": null,
  "twDelayDuration": "00:
00:00:00",
  "twDelayType": "None",
  "twWaitAmount": null,
  "twWaitDayConstraint":
"NONE",
  "twWaitDuration": "00:
00:00:00",
  "twWaitTime": "00:00",
  "twWaitType": "None",
  "twWorkflowOnly": "--
System Default --",
  "userEstimatedDuration"
: null,
  "variables": [],
  "version": 1,
  "virtualResources": []
}
```

See [Task Web Services - Task Actions](#) for XML and JSON examples of task actions.

See [Task Web Services - Task-Related Records](#) for XML and JSON examples of task-related records.

Properties

- See [All Tasks Properties](#)
- See [Universal Task Properties](#)

Variable Monitor Task Web Services

- [Overview](#)
- [Create a Variable Monitor Task](#)
- [Modify a Variable Monitor Task](#)
- [Read a Variable Monitor Task](#)
- [Variable Monitor Task: XML and JSON Examples](#)
- [Properties](#)

Overview

Universal Controller supports the following RESTful-based web services for Variable Monitor Task operations, which are listed alphabetically on this page.

- [Create a Variable Monitor Task](#)
- [Modify a Variable Monitor Task](#)
- [Read a Variable Monitor Task](#)

Formatting specifications for each web service, including details about parameter requirements, are provided.

Links to detailed information about the [properties](#) used in these web services also is located on this page.

For information on Task web services that are applicable to all task types, see:

- [Delete a Task](#)
- [Launch a Task](#)
- [List Tasks](#)

Create a Variable Monitor Task

	Description
URI	http://host_name/uc/resources/task
HTTP Method	POST
Description	Creates a new Variable Monitor task. To persist <code>syslds</code> , use the <code>retainSyslds</code> property.
Example URI	http://localhost:8080/uc/resources/task
Consumes Content-Type	application/xml, application/json
Produces Content-Type	n/a
Example	See Variable Monitor Task: XML and JSON Examples , below.
Properties	See Properties .

Example Response	<ul style="list-style-type: none"> Status 200 /OK Successfully created the <task type> task with sysId <sysId>.
------------------	--

Modify a Variable Monitor Task

	Description
URI	http://host_name/uc/resources/task
Consumes Content-Type	application/xml, application/json
Produces Content-Type	n/a
HTTP Method	PUT
Description	<p>Modifies the task specified by the sysId in the request.</p> <p>To modify Variable Monitor Task properties without modifying related records, use the excludeRelated property.</p>
Example	See Variable Monitor Task: XML and JSON Examples .
Properties	See Properties .
Example Response	<ul style="list-style-type: none"> Status 200 /OK Successfully updated the <task type> task with sysId <sysId> to version <version>.

Read a Variable Monitor Task

	Description
URI	http://host_name/uc/resources/task
HTTP Method	GET
Description	Retrieves information on the specified task .
Request Parameters	taskId or taskname
Mutually Exclusive Parameters	taskId and taskname
Example URI	<ul style="list-style-type: none"> http://localhost:8080/uc/resources/task?taskname=testTask http://localhost:8080/uc/resources/task?taskId=d26265a2c4f345359d9b356f18a462c1
Consumes Content-Type	n/a
Produces Content-Type	application/xml, application/json

Example Response	<ul style="list-style-type: none"> • Status 200 /OK (See Variable Monitor Task: XML and JSON Examples.) • Status 404 /Not Found A task with id "f87848b00a0001037f43e7c81c8ec969" does not exist.
Properties	See Properties.

Variable Monitor Task: XML and JSON Examples

The [retainSysIds](#) and [version](#) properties are specified as attributes in XML.

Examples	XML	JSON
Example for Task	<pre><taskVariableMonitor retainSysIds= "true" version="1"><actions /><var iables /><notes /><virtualResources /><exclusiveTasks /><cpDuration /><cpDurationUnit>Minutes</cpDurat ionUnit><credentials /><credential sVar /><customField1 label=" Domain">web.com</customField1><cus tomField2 /><efDayConstraint>Nth</ efDayConstraint><efDuration>00:00: 00:00</efDuration><efEnabled>>false< /efEnabled><efNthAmount>10</efNthA mount> <efOffsetDuration /> <efOffsetDurationUnit>Minut es</efOffsetDurationUnit> <efOffsetPercentage>0</efOf fsetPercentage> <efOffsetType>Percentage</e fOffsetType> <efTime>00:00</efTime><efTy pe>Time</efType><executionRestrict ion>Run</executionRestriction><hol dResources>>false</holdResources><l fDayConstraint>Nth</lfDayConstraint ><lfDuration>00:00:00:00</lfDurati on><lfEnabled>>false</lfEnabled><lf NthAmount>1</lfNthAmount> <lfOffsetDuration /> <lfOffsetDurationUnit>MInut es</lfOffsetDurationUnit> <lfOffsetPercentage>0</lfOf fsetPercentage> <lfOffsetType>Percentage</l fOffsetType> <lfTime>00:00</lfTime><lfTy pe>Time</lfType><lsDayConstraint>N th</lsDayConstraint><lsDuration>00 :00:00:00</lsDuration><lsEnabled>f alse</lsEnabled><lsNthAmount>7</ls</pre>	<pre>{ "type": "taskVariableMonitor", "actions": { "abortActions": [], "emailNotifications": [], "setVariableActions": [], "snmpNotifications": [], "systemOperations": [] }, "cpDuration": null, "cpDurationUnit": "Minutes", "credentials": null, "credentialsVar": null, "customField1": { "label": "Domain", "value": "http://qa-cntlr-mssql:8080/uc/" }, "customField2": { "label": null, "value": null }, "efDayConstraint": "Nth Day", "efDuration": "00:00:00:00", "efEnabled": false, "efNthAmount": 10, "efOffsetDuration": null, "efOffsetDurationUnit": "Minutes", "efOffsetPercentage": 0, "efOffsetType": "Percentage", "efTime": "00:00", "efType": "Time", "excludeRelated": false, "exclusiveTasks": [], "executionRestriction": "Run", "holdResources": false, "lfDayConstraint": "Nth Day", "lfDuration": "00:00:00:00", "lfEnabled": false, "lfNthAmount": 1,</pre>

```

NthAmount><lsTime>00:00</lsTime><lsType>Time</lsType><<name>uc -
Test Email</name><<opswiseGroups
/><<resolveNameImmediately>>false</r
esolveNameImmediately><<resPriority
>10</resPriority><<restrictionPeriod
>Span</restrictionPeriod><<restricti
onPeriodAfterDate>2017-11-10</res
trictionPeriodAfterDate><<restricti
onPeriodAfterTime>10:30</restricti
onPeriodAfterTime><<restrictionPeri
odBeforeDate>2017-11-20</restricti
onPeriodBeforeDate><<restrictionPer
iodBeforeTime>15:00</restrictionPe
riodBeforeTime><<restrictionPeriodD
ateList /><<startHeld>>false</startH
eld><<startHeldReason /><<summary>Te
st Email</summary><<sysId>fb59a2275
17a421a92c15ff5aefe3b66</sysId><ti
meZonePref>-- System Default --</t
imeZonePref><<twDelayAmount /><<twDe
layDuration>00:00:00:00</twDelayDu
ration><<twDelayType>None</twDelayT
ype><<twWaitAmount /><<twWaitDayCons
traint>NONE</twWaitDayConstraint><<
twWaitDuration>00:00:00:00</twWait
Duration><<twWaitTime>00:00</twWait
Time><<twWaitType>None</twWaitType><<
twWorkflowOnly>-- System Default
--</twWorkflowOnly><<userEstimatedD
uration /><<timeLimit>12</timeLimit
><<timeLimitUnit>Hours</timeLimitUn
it><<value>val</value><<valueCondi
on>regex</valueCondition><<valueMon
itorType>Current</valueMonitorType
><<variableName>demo_ops_global</va
riableName></taskVariableMonitor>

```

```

"lfOffsetDuration": null,
"lfOffsetDurationUnit": "Minutes",
"lfOffsetPercentage": 0,
"lfOffsetType": "Percentage",
"lfTime": "00:00",
"lfType": "Time",
"lsDayConstraint": "Nth Day",
"lsDuration": "00:00:00:00",
"lsEnabled": false,
"lsNthAmount": 7,
"lsTime": "00:00",
"lsType": "Time",
"name": "uc - Test Email",
"notes": [],
"opswiseGroups": null,
"resolveNameImmediately": false,
"resPriority": 10,
"restrictionPeriod": "Span",
"restrictionPeriodAfterDate": "2017-11-10",
"restrictionPeriodAfterTime": "10:30",
"restrictionPeriodBeforeDate": "2017-11-
20",
"restrictionPeriodBeforeTime": "15:00",
"restrictionPeriodDateList": [],
"retainSysIds": true,
"startHeld": false,
"startHeldReason": null,
"summary": "Test Email",
"sysId":
"fb59a227517a421a92c15ff5aefe3b66",
"timeLimit": 12,
"timeLimitUnit": "Hours",
"timeZonePref": "-- System Default --",
"twDelayAmount": null,
"twDelayDuration": "00:00:00:00",
"twDelayType": "None",
"twWaitAmount": null,
"twWaitDayConstraint": "NONE",
"twWaitDuration": "00:00:00:00",
"twWaitTime": "00:00",
"twWaitType": "None",
"twWorkflowOnly": "-- System Default --",
"userEstimatedDuration": null,
"value": "val",
"valueCondition": "regex",
"valueMonitorType": "Current",
"variableName": "demo_ops_global",
"variables": [],
"version": 1,
"virtualResources": []
}

```

See [Task Web Services - Task Actions](#) for XML and JSON examples of task actions.

See [Task Web Services - Task-Related Records](#) for XML and JSON examples of task-related records.

Properties

- See [All Tasks Properties](#)
- See [Variable Monitor Task Properties](#)

Web Service Task Web Services

- [Overview](#)
- [Create a Web Service Task](#)
- [Modify a Web Service Task](#)
- [Read a Web Service Task](#)
- [Web Service Task: XML and JSON Examples](#)
- [Properties](#)

Overview

Universal Controller supports the following RESTful-based web services for Web Service Task operations, which are listed alphabetically on this page.

- [Create a Web Service Task](#)
- [Modify a Web Service Task](#)
- [Read a Web Service Task](#)

Formatting specifications for each web service, including details about parameter requirements, are provided.

Links to detailed information about the [properties](#) used in these web services also is located on this page.

For information on Task web services that are applicable to all task types, see:

- [Delete a Task](#)
- [Launch a Task](#)
- [List Tasks](#)

Create a Web Service Task

	Description
URI	http://host_name/uc/resources/task
HTTP Method	POST
Description	Creates a new Web Service task. To persist <code>sysIds</code> , use the <code>retainSysIds</code> property.
Example URI	http://localhost:8080/uc/resources/task
Consumes Content-Type	application/xml, application/json
Produces Content-Type	n/a
Example	See Web Service Task: XML and JSON Examples , below.
Properties	See Properties .

Example Response	<ul style="list-style-type: none"> Status 200 /OK Successfully created the <task type> task with sysId <sysId>.
------------------	--

Modify a Web Service Task

	Description
URI	http://host_name/uc/resources/task
Consumes Content-Type	application/xml, application/json
Produces Content-Type	n/a
HTTP Method	PUT
Description	<p>Modifies the task specified by the sysId in the request.</p> <p>To modify Web Service Task properties without modifying related records, use the excludeRelated property.</p>
Example	See Web Service Task: XML and JSON Examples .
Properties	See Properties .
Example Response	<ul style="list-style-type: none"> Status 200 /OK Successfully updated the <task type> task with sysId <sysId> to version <version>.

Read a Web Service Task

	Description
URI	http://host_name/uc/resources/task
HTTP Method	GET
Description	Retrieves information on the specified task .
Request Parameters	taskId or taskname
Mutually Exclusive Parameters	taskId and taskname
Example URI	<ul style="list-style-type: none"> http://localhost:8080/uc/resources/task?taskname=testTask http://localhost:8080/uc/resources/task?taskId=d26265a2c4f345359d9b356f18a462c1
Consumes Content-Type	n/a
Produces Content-Type	application/xml, application/json

Example Response	<ul style="list-style-type: none"> • Status 200 /OK (See Web Service Task: XML and JSON Examples.) • Status 404 /Not Found A task with id "f87848b00a0001037f43e7c81c8ec969" does not exist.
Properties	See Properties.

Web Service Task: XML and JSON Examples

The [retainSysIds](#) and [version](#) properties are specified as attributes in XML.

Examples	XML	JSON
Example for Task		<pre> { "type": "taskWebService", "actions": { "abortActions": [], "emailNotifications": [], "setVariableActions": [], "snmpNotifications": [], "systemOperations": [] }, "autoCleanup": true, "cpDuration": null, "cpDurationUnit": "Minutes", "credentials": "web-cred", "credentialsVar": null, "customField1": { "label": "Domain", "value": "http://qa-cntlr- mssql:8080/uc/" }, "customField2": { "label": null, "value": null }, "efDayConstraint": "Nth Day", "efDuration": "00:00:00:00", "efEnabled": false, "efNthAmount": 10, "efOffsetDuration": null, "efOffsetDurationUnit": "Minutes", "efOffsetPercentage": 0, "efOffsetType": "Percentage", "efTime": "00:00", "efType": "Time", "excludeRelated": false, "exclusiveTasks": [], "executionRestriction": "Run", "formData": [{ </pre>

```
<taskWebService retainSysIds="true" version="1"><actions /><variables /><notes /><virtualResources /><exclusiveTasks /><cpDuration /><cpDurationUnit>Minutes</cpDurationUnit><credentials>web-cred</credentials><credentialsVar /><customField1 label="Domain">web.com</customField1><customField2 /><efDayConstraint>Nth</efDayConstraint><efDuration>00:00:00:00</efDuration><efEnabled>>false</efEnabled><efNthAmount>10</efNthAmount>
  <efOffsetDuration />
  <efOffsetDurationUnit>Minutes</efOffsetDurationUnit>
  <efOffsetPercentage>0</efOffsetPercentage>
  <efOffsetType>Percentage</efOffsetType>
  <efTime>00:00</efTime><efType>Time</efType><executionRestriction>Run</executionRestriction><holdResources>>false</holdResources><lfDayConstraint>Nth</lfDayConstraint><lfDuration>00:00:00:00</lfDuration><lfEnabled>>false</lfEnabled><lfNthAmount>1</lfNthAmount>
  <lfOffsetDuration />
  <lfOffsetDurationUnit>Minutes</lfOffsetDurationUnit>
  <lfOffsetPercentage>0</lfOffsetPercentage>
  <lfOffsetType>Percentage</lfOffsetType>
  <lfTime>00:00</lfTime><lfType>Time</lfType><lsDayConstraint>Nth</lsDayConstraint><lsDuration>00:00:00:00</lsDuration><lsEnabled>>false</lsEnabled><lsNthAmount>7</lsNthAmount><lsTime>00:00</lsTime><lsType>Time</lsType><name>uc - Test Email</name><opswiseGroups /><resolveNameImmediately>>false</resolveNameImmediately><resPriority>10</resPriority><restrictionPeriod>Span</restrictionPeriod><restrictionPeriodAfterDate>2017-11-10</restrictionPeriodAfterDate><restrictionPeriodAfterTime>10:30</restrictionPeriodAfterTime><restrictionPeriodBeforeDate>2017-11-20</restrictionPeriodBeforeDate><restrictionPeriodBeforeTime>15:00</restrictionPeriodBeforeTime><restrictionPeriodDateList /><startHeld>>false</startHeld><startHeldReason /><summary>Test Email</summary><sysId>fb59a227517a421a92c15ff5aefe3b66</sysId><timeZonePref>-- System Default --</timeZonePref><twDelayAmount /><twDelayDuration>00:00:00:00</twDelayDuration><twDelayType>None</twDelayType><twWaitAmount /><twWaitDayConstraint>NONE</twWaitDayConstraint><twWaitDuration>00:00:00:00</twWaitDuration><twWaitTime>00:00</twWaitTime><twWaitType>None</twWaitType><twWorkflowOnly>-- System Default --</twWorkflowOnly><userEstimatedDuration /><autoCleanup>true</autoCleanup><formData><formField><name>field1</name><value>value1</value></formField><formField><name>field2</name><value>value2</value></formField></formData><httpAuth>Basic</httpAuth><httpHeaders><httpHeader><name>header1</name><value>val1</value></httpHeader><httpHeader><name>header2</name><value>val2</value></httpHeader></httpHeaders><httpMethod>PUT</httpMethod><httpPayloadType>Form Data</httpPayloadType><httpVersion>1.1</httpVersion><contentType /><outputConditionOperator>=</outputConditionOperator><outputConditionStrategy>Match Any</outputConditionStrategy><outputConditionValue /><outputPathExpression /><outputType>Text</outputType><payload /><payloadScript /><payloadSource>Form</payloadSource><protocol>HTTP(S)/REST</protocol><responseProcessingType>Default Success Status Code Range</responseProcessingType><retryIndefinitely>>false</retryIndefinitely><retryInterval>60</retryInterval><retryMaximum>0</retryMaximum><retrySuppressFailure>>false</retrySuppressFailure><soapAction /><soapPayloadType>Body</soapPayloadType><soapResponseOutput>Body/First Element</soapResponseOutput><soapVersion>1.2</soapVersion><statusCodeRange /><timeout>20</timeout><url>http://www.rest.com/resources/users</url><urlParameters><urlParameter><name>param1</name><value>value1</value></urlParameter><urlParameter><name>param2</name><value>value2</value></urlParameter></urlParameters></taskWebService>
```

```
"name": "field1",
"value": "value1"
},
{
"name": "field2",
"value": "value2"
}
],
"holdResources": false,
"httpAuth": "Basic",
"httpHeaders": [
{
"name": "header1",
"value": "val1"
},
{
"name": "header2",
"value": "val2"
}
],
"httpMethod": "PUT",
"httpPayloadType": "Form Data",
"httpVersion": "1.1",
"lfDayConstraint": "Nth Day",
"lfDuration": "00:00:00:00",
"lfEnabled": false,
"lfNthAmount": 1,
"lfOffsetDuration": null,
"lfOffsetDurationUnit": "Minutes",
"lfOffsetPercentage": 0,
"lfOffsetType": "Percentage",
"lfTime": "00:00",
"lfType": "Time",
"lsDayConstraint": "Nth Day",
"lsDuration": "00:00:00:00",
"lsEnabled": false,
"lsNthAmount": 7,
"lsTime": "00:00",
"lsType": "Time",
"mimeType": null,
"name": "uc - Test Email",
"notes": [],
"opswiseGroups": null,
"outputConditionOperator": "=",
"outputConditionStrategy": "Match Any",
"outputConditionValue": null,
"outputPathExpression": null,
"outputType": "Text",
"payload": null,
"payloadScript": null,
"payloadSource": "Form",
"protocol": "HTTP(S)/REST",
"resolveNameImmediately": false,
"responseProcessingType": "Default Success Status Code Range",
"resPriority": 10,
"restrictionPeriod": "Span",
"restrictionPeriodAfterDate": "2017-11-10",
```

```
    "restrictionPeriodAfterTime":  
    "10:30",  
    "restrictionPeriodBeforeDate":  
    "2017-11-20",  
    "restrictionPeriodBeforeTime":  
    "15:00",  
    "restrictionPeriodDateList": [],  
    "retainSysIds": true,  
    "retryIndefinitely": false,  
    "retryInterval": 60,  
    "retryMaximum": 0,  
    "retrySuppressFailure": false,  
    "soapAction": null,  
    "soapPayloadType": "Body",  
    "soapResponseOutput": "Body  
/First Element",  
    "soapVersion": "1.2",  
    "startHeld": false,  
    "startHeldReason": null,  
    "statusCodeRange": null,  
    "summary": "Test Email",  
    "sysId":  
    "fb59a227517a421a92c15ff5aefe3b66",  
    "timeout": 20,  
    "timeZonePref": "-- System  
Default --",  
    "twDelayAmount": null,  
    "twDelayDuration": "00:00:00:00",  
    "twDelayType": "None",  
    "twWaitAmount": null,  
    "twWaitDayConstraint": "NONE",  
    "twWaitDuration": "00:00:00:00",  
    "twWaitTime": "00:00",  
    "twWaitType": "None",  
    "twWorkflowOnly": "-- System  
Default --",  
    "url": "http://localhost:8080/uc  
/resources/omsserver",  
    "urlParameters": [  
    {  
    "name": "param1",  
    "value": "value1"  
    },  
    {  
    "name": "param2",  
    "value": "value"  
    }  
    ],  
    "userEstimatedDuration": null,  
    "variables": [],  
    "version": 1,  
    "virtualResources": []  
  }  
}
```

See [Task Web Services - Task Actions](#) for XML and JSON examples of task actions.

See [Task Web Services - Task-Related Records](#) for XML and JSON examples of task-related records.

Properties

- See [All Tasks Properties](#)
- See [Web Service Task Properties](#)

Windows Task Web Services

- [Overview](#)
- [Create a Windows Task](#)
- [Modify a Windows Task](#)
- [Read a Windows Task](#)
- [Windows Task: XML and JSON Examples](#)
- [Properties](#)

Overview

Universal Controller supports the following RESTful-based web services for Windows Task operations, which are listed alphabetically on this page.

- [Create a Windows Task](#)
- [Modify a Windows Task](#)
- [Read a Windows Task](#)

Formatting specifications for each web service, including details about parameter requirements, are provided.

Links to detailed information about the [properties](#) used in these web services also is located on this page.

For information on Task web services that are applicable to all task types, see:

- [Delete a Task](#)
- [Launch a Task](#)
- [List Tasks](#)

Create a Windows Task

	Description
URI	http://host_name/uc/resources/task
HTTP Method	POST
Description	Creates a new Windows task. To persist <code>sysIds</code> , use the <code>retainSysIds</code> property.
Example URI	http://localhost:8080/uc/resources/task
Consumes Content-Type	application/xml, application/json
Produces Content-Type	n/a
Example	See Windows Task: XML and JSON Examples , below.
Properties	See Properties .

Example Response	<ul style="list-style-type: none"> Status 200 /OK Successfully created the <task type> task with sysId <sysId>.
------------------	--

Modify a Windows Task

	Description
URI	http://host_name/uc/resources/task
Consumes Content-Type	application/xml, application/json
Produces Content-Type	n/a
HTTP Method	PUT
Description	<p>Modifies the task specified by the sysId in the request.</p> <p>To modify Windows Task properties without modifying related records, use the excludeRelated property.</p>
Example	See Windows Task: XML and JSON Examples .
Properties	See Properties .
Example Response	<ul style="list-style-type: none"> Status 200 /OK Successfully updated the <task type> task with sysId <sysId> to version <version>.

Read a Windows Task

	Description
URI	http://host_name/uc/resources/task
HTTP Method	GET
Description	Retrieves information on the specified task .
Request Parameters	taskId or taskname
Mutually Exclusive Parameters	taskId and taskname
Example URI	<ul style="list-style-type: none"> http://localhost:8080/uc/resources/task?taskname=testTask http://localhost:8080/uc/resources/task?taskId=d26265a2c4f345359d9b356f18a462c1
Consumes Content-Type	n/a
Produces Content-Type	application/xml, application/json

Example Response	<ul style="list-style-type: none"> • Status 200 /OK (See Windows Task: XML and JSON Examples.) • Status 404 /Not Found A task with id "f87848b00a0001037f43e7c81c8ec969" does not exist.
Properties	See Properties.

Windows Task: XML and JSON Examples

The [retainSysIds](#) and [version](#) properties are specified as attributes in XML.

Examples	XML	JSON
Example for Task	<pre><taskWindows retainSysIds="true" version="1"><actions /><variables /><notes /><virtualResources /><exclusiveTasks /><agent /><agentCluster>uc - Demo Windows Cluster</agentCluster><agentClusterVar /><agentVar /><broadcastCluster /><broadcastClusterVar /><cpDuration /><cpDurationUnit>Minutes</cpDurationUnit><credentials /><credentialsVar /><customField1 label="Domain">web.com</customField1><customField2 /><efDayConstraint>Nth</efDayConstraint><efDuration>00:00:00:00</efDuration><efEnabled>>false</efEnabled><efNthAmount>10</efNthAmount><efOffsetDuration /><efOffsetDurationUnit>Minutes</efOffsetDurationUnit><efOffsetPercentage>0</efOffsetPercentage><efOffsetType>Percentage</efOffsetType><efTime>00:00</efTime><efType><executionRestriction>Run</executionRestriction><holdResources>>false</holdResources><lfDayConstraint>Nth</lfDayConstraint><lfDuration>00:00:00:00</lfDuration><lfEnabled>>false</lfEnabled><lfNthAmount>1</lfNthAmount><lfOffsetDuration /><lfOffsetDurationUnit>Minutes</lfOffsetDurationUnit><lfOffsetPercentage>0</lfOffsetPercentage><lfOffsetType>Percentage</lfOffsetType><lfTime>00:00</lfTime><lfType><lsDayConstraint>N</pre>	<pre>{ "type": "taskWindows", "actions": { "abortActions": [], "emailNotifications": [], "setVariableActions": [], "snmpNotifications": [], "systemOperations": [] }, "agent": null, "agentCluster": "uc Demo Cluster", "agentClusterVar": null, "agentVar": null, "broadcastCluster": null, "broadcastClusterVar": null, "command": "\${demo_ops_snooze}", "commandOrScript": "Command", "cpDuration": null, "cpDurationUnit": "Minutes", "createConsole": false, "credentials": null, "credentialsVar": null, "customField1": { "label": "Domain", "value": "http://qa-cntlr-mssql:8080/uc/" }, "customField2": { "label": null, "value": null }, "desktopInteract": false, "efDayConstraint": "Nth Day", "efDuration": "00:00:00:00", "efEnabled": false, "efNthAmount": 10, "efOffsetDuration": null, "efOffsetDurationUnit": "Minutes", "efOffsetPercentage": 0, "efOffsetType": "Percentage",</pre>

```

th</lsDayConstraint><lsDuration>00
:00:00:00</lsDuration><lsEnabled>f
alse</lsEnabled><lsNthAmount>7</ls
NthAmount><lsTime>00:00</lsTime><l
sType>Time</lsType><<name>uc -
Test Email</name><opwiseGroups
/><resolveNameImmediately>false</r
esolveNameImmediately><resPriority
>10</resPriority><restrictionPeriod
>Span</restrictionPeriod><restricti
onPeriodAfterDate>2017-11-10</res
trictionPeriodAfterDate><restricti
onPeriodAfterTime>10:30</restricti
onPeriodAfterTime><restrictionPeri
odBeforeDate>2017-11-20</restricti
onPeriodBeforeDate><restrictionPer
iodBeforeTime>15:00</restrictionPe
riodBeforeTime><restrictionPeriodD
ateList /><startHeld>false</startH
eld><startHeldReason /><summary>Te
st Email</summary><sysId>fb59a2275
17a421a92c15ff5aefe3b66</sysId><ti
meZonePref>-- System Default --</t
imeZonePref><twDelayAmount /><twDe
layDuration>00:00:00:00</twDelayDu
ration><twDelayType>None</twDelayT
ype><twWaitAmount /><twWaitDayCons
traint>NONE</twWaitDayConstraint><
twWaitDuration>00:00:00:00</twWait
Duration><twWaitTime>00:00</twWait
Time><twWaitType>None</twWaitType><
twWorkflowOnly>-- System Default
--</twWorkflowOnly><userEstimatedD
uration /><command>${demo_ops_snoo
ze}</command><commandOrScript>Comm
and</commandOrScript><createConsole
>false</createConsole><desktopInte
ract>false</desktopInteract><eleva
teUser>false</elevateUser><environ
ment /><exitCodeOutput /><exitCode
Processing>Success Exitcode Range<
/exitCodeProcessing><exitCodes>0</
exitCodes><exitCodeText /><outputF
ailureOnly>true</outputFailureOnly
><outputReturnFile /><outputReturn
Nline>100</outputReturnNline><outp
utReturnSline>1</outputReturnSline
><outputReturnText /><outputReturn
Type>NONE</outputReturnType><outpu
tType>STDOUT</outputType><paramete
rs>${_random(30,10)} 0</parameters
><retryExitCodes /><retryIndefinit
ely>false</retryIndefinitely><retr
yInterval>60</retryInterval><retry
Maximum>0</retryMaximum><retrySupp
ressFailure>false</retrySuppressFa
ilure><runtimeDir /><script /><wai
tForOutput>false</waitForOutput><
/taskWindows>

```

```

"efTime": "00:00",
"efType": "Time",
"elevateUser": false,
"environment": null,
"excludeRelated": false,
"exclusiveTasks": [],
"executionRestriction": "Run",
"exitCodeOutput": null,
"exitCodeProcessing": "Success Exitcode
Range",
"exitCodes": 0,
"exitCodeText": null,
"holdResources": false,
"lfDayConstraint": "Nth Day",
"lfDuration": "00:00:00:00",
"lfEnabled": false,
"lfNthAmount": 1,
"lfOffsetDuration": null,
"lfOffsetDurationUnit": "Minutes",
"lfOffsetPercentage": 0,
"lfOffsetType": "Percentage",
"lfTime": "00:00",
"lfType": "Time",
"lsDayConstraint": "Nth Day",
"lsDuration": "00:00:00:00",
"lsEnabled": false,
"lsNthAmount": 7,
"lsTime": "00:00",
"lsType": "Time",
"name": "uc - Test Email",
"notes": [],
"opwiseGroups": null,
"outputFailureOnly": true,
"outputReturnFile": null,
"outputReturnNline": 100,
"outputReturnSline": 1,
"outputReturnText": null,
"outputReturnType": "NONE",
"outputType": "STDOUT",
"parameters": "${_random(30,10)} 0",
"resolveNameImmediately": false,
"resPriority": 10,
"restrictionPeriod": "Span",
"restrictionPeriodAfterDate": "2017-11-10",
"restrictionPeriodAfterTime": "10:30",
"restrictionPeriodBeforeDate": "2017-11-
20",
"restrictionPeriodBeforeTime": "15:00",
"restrictionPeriodDateList": [],
"retainSysIds": true,
"retryExitCodes": null,
"retryIndefinitely": false,
"retryInterval": 60,
"retryMaximum": 0,
"retrySuppressFailure": false,
"runtimeDir": null,
"script": null,
"startHeld": false,
"startHeldReason": null,
"summary": "Test Email",
"sysId":
"fb59a227517a421a92c15ff5aefe3b66",

```

```
"timeZonePref": "-- System Default --",  
"twDelayAmount": null,  
"twDelayDuration": "00:00:00:00",  
"twDelayType": "None",  
"twWaitAmount": null,  
"twWaitDayConstraint": "NONE",  
"twWaitDuration": "00:00:00:00",  
"twWaitTime": "00:00",  
"twWaitType": "None",  
"twWorkflowOnly": "-- System Default --",  
"userEstimatedDuration": null,  
"variables": [],  
"version": 1,  
"virtualResources": [],  
"waitForOutput": false  
}
```

See [Task Web Services - Task Actions](#) for XML and JSON examples of task actions.

See [Task Web Services - Task-Related Records](#) for XML and JSON examples of task-related records.

Properties

- See [All Tasks Properties](#)
- See [Windows Task Properties](#)

Workflow Task Web Services

- [Overview](#)
- [Create a Workflow Task](#)
- [Modify a Workflow Task](#)
- [Read a Workflow Task](#)
- [Workflow Task: XML and JSON Examples](#)
- [Properties](#)

Overview

Universal Controller supports the following RESTful-based web services for Workflow Task operations.

- [Create a Workflow Task](#)
- [Modify a Workflow Task](#)
- [Read a Workflow Task](#)

Formatting specifications for each web service, including details about parameter requirements, are provided.

Links to detailed information about the [properties](#) used in these web services also is located on this page.

For information on Workflow Task web services that are applicable to all task types, see:

- [Delete a Task](#)
- [Launch a Task](#)
- [List Tasks](#)

For a list of Workflow Vertex and Edge web services, see:

- [Workflow Task and Dependency Web Services](#)

Create a Workflow Task

	Description
URI	http://host_name/uc/resources/task
HTTP Method	POST
Description	Creates a new Workflow task.
Example URI	http://localhost:8080/uc/resources/task
Consumes Content-Type	application/xml, application/json
Produces Content-Type	n/a
Example	See Workflow Task: XML and JSON Examples , below.

Properties	See Properties .
Example Response	<ul style="list-style-type: none"> Status 200 /OK Successfully created the <task type> task with sysId <sysId>.

Modify a Workflow Task

	Description
URI	http://host_name/uc/resources/task
Consumes Content-Type	application/xml, application/json
Produces Content-Type	n/a
HTTP Method	PUT
Description	<p>Modifies the task specified by the sysId in the request.</p> <p>To modify Workflow Task properties without modifying related records, use the excludeRelated property.</p>
Example Response	<ul style="list-style-type: none"> Status 200 /OK Successfully updated the <task type> task with sysId <sysId> to version <version>.

Read a Workflow Task

	Description
URI	http://host_name/uc/resources/task
HTTP Method	GET
Description	Retrieves information on the specified task .
Request Parameters	taskId or taskname
Mutually Exclusive Parameters	taskId and taskname
Example URI	http://localhost:8080/uc/resources/task?taskname=test
Consumes Content-Type	n/a
Produces Content-Type	application/xml, application/json

Example Response

- Status 200 /OK
(See [Workflow Task: XML and JSON Examples.](#))
- Status 404 /Not Found
A task with id "f87848b00a0001037f43e7c81c8ec969" does not exist.

Workflow Task: XML and JSON Examples

The [retainSysIds](#) and [version](#) properties are specified as attributes in XML.

Examples	XML	JSON
<p>Example for Task</p>	<pre><taskWorkflow retainSysIds="true"><actions /><variables /><notes /><virtualResources /><exclusiveTasks /><stepConditions /><stepActions /><runCriteria /><workflowVertices><workflowVertex><alias /><task>Sleep 30</task><vertexId>2</vertexId><vertexX>360</vertexX><vertexY>60</vertexY></workflowVertex><workflowVertex><alias /><task>Sleep 60</task><vertexId>3</vertexId><vertexX>360</vertexX><vertexY>170</vertexY></workflowVertex><workflowVertex><alias /><task>zos task</task><vertexId>4</vertexId><vertexX>560</vertexX><vertexY>50</vertexY></workflowVertex><workflowVertex><alias /><task>uc - Windows Sleep</task><vertexId>5</vertexId><vertexX>390</vertexX><vertexY>310</vertexY></workflowVertex></workflowVertices><workflowEdges><workflowEdge><condition>Success</condition><sourceId>2</sourceId><straightEdge>true</straightEdge><targetId>3</targetId></workflowEdge><workflowEdge><condition type="Exit Code">123</condition><sourceId>3</sourceId><straightEdge>true</straightEdge><targetId>5</targetId></workflowEdge><workflowEdge><condition type="Step Condition">1:*:*:1</condition><sourceId>4</sourceId><straightEdge>true</straightEdge><targetId>2</targetId></workflowEdge></workflowEdges><cpDuration /><cpDurationUnit>Minutes</cpDurationUnit><customField1 label="Domain">web.com</customField1><customField2 /><efDayConstraint><efDayConstraint><efDuration>00:00:00:00</efDuration><efEnabled>false</efEnabled><efNthAmount>10</efNthAmount><efOffsetDuration /><efOffsetDurationUnit>MMinutes</efOffsetDurationUnit><efOffsetPercentage>0</efOffsetPercentage><efOffsetType>Percentage</efOffsetType><efTime>00:00</efTime><efType>Time</efType><executionRestriction>Run</executionRestriction><holdResources>false</holdResources><lfDayConstraint><lfDayConstraint><lfDuration>00:00:00:00</lfDuration><lfEnabled>false</lfEnabled><lfNthAmount>1</lfNthAmount><lfOffsetDuration /><lfOffsetDurationUnit>MMinutes</lfOffsetDurationUnit><lfOffsetPercentage>0</lfOffsetPercentage><lfOffsetType>Percentage</lfOffsetType><lfTime>00:00</lfTime><lfType>Time</lfType><lsDayConstraint><lsDayConstraint><lsDuration>00:00:00:00</lsDuration><lsEnabled>false</lsEnabled><lsNthAmount>7</lsNthAmount><lsTime>00:00</lsTime><lsType>Time</lsType><name>uc - Test Email</name><opswiseGroups /><resolveNameImmediately>false</resolveNameImmediately><resPriority>10</resPriority><restrictionPeriod>Span</restrictionPeriod><restrictionPeriodAfterDate>2017-11-10</restrictionPeriodAfterDate><restrictionPeriodAfterTime>10:30</restrictionPeriodAfterTime><restrictionPeriodBeforeDate>2017-11-20</restrictionPeriodBeforeDate><restrictionPeriodBeforeTime>15:00</restrictionPeriodBeforeTime><restrictionPeriodDateList /><skippedOption>Show Skipped</skippedOption><startHeld>false</startHeld><startHeldReason /><summary /><sysId>c835007fc0a802650080dabfc04d4d67</sysId><timeZonePref>-- System Default --</timeZonePref><twDelayAmount /><twDelayDuration>00:00:00:00</twDelayDuration><twDelayType>None</twDelayType><twWaitAmount /><twWaitDayConstraint>None</twWaitDayConstraint><twWaitDuration>00:00:00:00</twWaitDuration><twWaitTime>00:00</twWaitTime><twWaitType>None</twWaitType><twWorkflowOnly>-- System Default --</twWorkflowOnly><userEstimatedDuration /><calculateCp>false</calculateCp><calendar /><layoutOption>-- None --</layoutOption><numberOfTasks>10</numberOfTasks><overrideCalendar>false</overrideCalendar></taskWorkflow></pre>	<pre>{ "type": "taskWorkflow", "actions": { "abortActions": [], "emailNotifications": [], "setVariableActions": [], "snmpNotifications": [], "systemOperations": [] }, "calculateCp": false, "calendar": null, "cpDuration": null, "cpDurationUnit": "Minutes", "customField1": { "label": "Domain", "value": null } }</pre>

```
    },  
    "customField2": {  
      "label":  
      null,  
      "value":  
      null  
    },  
    "efDayConstraint":  
    "Nth Day",  
    "efDuration": "00:  
00:00:00",  
    "efEnabled":  
    false,  
    "efNthAmount": 10,  
    "efOffsetDuration":  
    null,  
    "efOffsetDurationUnit":  
    "Minutes",  
    "efOffsetPercentage":  
    0,  
    "efOffsetType":  
    "Percentage",  
    "efTime":  
    "00:00",  
    "efType":  
    "Time",  
    "excludeRelated":  
    false,  
    "exclusiveTasks":  
    [],  
    "executionRestriction":  
    "Run",  
    "holdResources":  
    false,  
    "layoutOption":  
    "-- None",  
    "lfDayConstraint":  
    "Nth Day",  
    "lfDuration": "00:  
00:00:00",
```

```
    "lfEnabled": false,
    "lfNthAmount": 1,
    "lfOffsetDuration": null,
    "lfOffsetDurationUnit": "Minutes",
    "lfOffsetPercentage": 0,
    "lfOffsetType": "Percentage",
    "lfTime": "00:00",
    "lfType": "Time",
    "lsDayConstraint": "Nth Day",
    "lsDuration": "00:00:00",
    "lsEnabled": false,
    "lsNthAmount": 7,
    "lsTime": "00:00",
    "lsType": "Time",
    "name": "test-wkfl-web-service",
    "notes": [],
    "numberOfTasks": 2,
    "opwiseGroups": [],
    "overrideCalendar": false,
    "resolveNameImmediately": false,
    "resPriority": 10,
    "restrictionPeriod": "Span",
```



```

"restrictionPeriod
AfterDate"
: "2017-
11-10",
"restrictionPeriod
AfterTime"
: "10:30",
"restrictionPeriod
BeforeDate"
: "2017-
11-20",
"restrictionPeriod
BeforeTime"
: "15:
00",
"restrictionPeriod
DateList":
[],
"retains
ysIds":
true,
"runCriteria": [],
"skipped
Option":
"Show
Skipped",
"startHe
ld":
false,
"startHe
ldReason":
null,
"stepAct
ions": [],
"stepCon
ditions":
[],
"summary"
: null,
"sysId":
"fb59a2275
17a421a92c
15ff5aefe3
b66",
"timeZon
ePref":
"--
System
Default --
",
"twDelay
Amount":
null,
"twDelay
Duration":
"00:00:00:

```

```

00",
  "twDelay
Type":
  "None",
  "twWaitA
mount":
  null,
  "twWaitD
ayConstrai
nt":
  "None",
  "twWaitD
uration":
  "00:00:00:
00",
  "twWaitT
ime": "00:
00",
  "twWaitT
ype":
  "None",
  "twWorkf
lowOnly":
  "--
System
Default --
",
  "userEst
imatedDura
tion":
  null,
  "variabl
es": [],
  "version
": 2,
  "virtual
Resources"
: [],
  "workflowE
dges": [ {
    "conditi
on": {
      "value":
      "Success"
    },
    "sourceId
": {
      "taskName"
:
      "SB_ZOS_Ta
sk ",
      "value":
      "2"
    },
    "straigh
tEdge":
    true,
    "targetId
": {

```

```

"taskAlias
": "Timer
0",

"taskName"
: "Sleep
0",

"value":
"3"
}
} ],
"workf
lowVertices
": [ {
"al
ias":
null,
"ta
sk": {
"value":
"SE_ZOS_Ta
sk"
},
"ve
rtexId":
"2",
"ve
rtexX":
"480",
"ve
rtexY":
"90"
}, {
"al
ias":
"Timer 0",
"ta
sk": {
"value":
"Sleep 0"
},
"ve
rtexId":
"3",
"ve
rtexX":
"480",
"ve
rtexY":
"270"
}
} ]
}

```

See [Task Web Services - Task Actions](#) for XML and JSON examples of task actions.

See [Task Web Services - Task-Related Records](#) for XML and JSON examples of task-related records.

See [Workflow Task - Workflow Task-Related Records](#) for XML and JSON examples of Workflow task-related records.

Properties

- See [All Tasks Properties](#)
- See [Workflow Task Properties](#)
- See [Workflow Task - Workflow Task-Related Records Properties](#)

Workflow Task - Workflow Task-Related Records

Examples

The following examples are for task-related records for all task types except where noted otherwise.

Examples	XML	JSON
<p>Examples for Workflow Task-Related Records</p>	<p>Workflow Vertices</p> <pre><workflowVertices><workflowVertex><alias /><task>zos task</task><vertexId>4</vertexId><vertexX>560</vertexX><vertexY>50</vertexY></workflowVertex></workflowVertices></pre> <p>Workflow Edges</p> <pre><workflowEdges><workflowEdge><condition type="Step Condition">1:*:*:1</condition><sourceId>4</sourceId><straightEdge>true</straightEdge><targetId>2</targetId></workflowEdge><workflowEdge><points><point x="280" y="300" /></points><condition>Success</condition><sourceId>2</sourceId><straightEdge>false</straightEdge><targetId>3</targetId></workflowEdge></workflowEdges></pre> <p>Step Conditions</p> <pre><stepConditions><stepCondition><programName>programName</programName><stepName>procedureName</stepName><stepAction>Continue/Success</stepAction><stepCodes>U0016</stepCodes><stepName>stepName</stepName><stepOrder>0</stepOrder><sysId>1f85c539f50a4b488af5aad39a60c05c</sysId></stepCondition></stepConditions></pre> <p>Step Actions</p>	<p>Workflow Vertices</p> <pre>"workflowVertices": [{ "alias": null, "task": { "value": "SB_ZOS_Task " }, "vertexId": "2", "vertexX": "510", "vertexY": "40" }]</pre> <p>Workflow Edges</p> <pre>"workflowEdges": [{ "condition": { "value": "Success" }, "sourceId": { "taskName": "SB_ZOS_Task ", "value": "2" }, "straightEdge": true, "targetId": { "taskAlias": "Timer 0", "taskName": "Sleep 0", "value": "3" } }]</pre> <p>Step Conditions</p>

```
<stepActions><systemOperation><action
CriteriaTask>z0s task</actionCriteria
Task><agent>AGNT0001</agent><agentClu
ster /><agentClusterVar /><agentVar
/><description>description</descripti
on><execCommand>Cancel</execCommand><
execCriteria>Oldest Active Instance</
execCriteria><execId /><execLookupOpt
ion>Instance Name</execLookupOption><
execName /><execWorkflowName /><execW
orkflowNameCode>Equals</execWorkflowN
ameCode><limit /><notificationOption>
Operation Success/Failure</notificati
onOption><operation>Suspend Agent</op
eration>
<overrideTriggerDateOffset>5</overrid
eTriggerDateOffset>
<overrideTriggerDateTime>true</overri
deTriggerDateTime
<overrideTriggerTime>20:00</overrideT
riggerTime><programName /><pstepName
/><stepCodes>123</stepCodes><stepName
/><sysId>d722fd81df0b4ac8ad0c684a1b1
7a766</sysId><task /><taskLimitType>U
nlimited</taskLimitType><taskVar /><t
rigger>Trigger A</trigger><triggerVar
/><variables><variable><name>var1</n
ame><value>val1</value><
/variable><variable><name>var2</name><
value>val2</value></variable></variab
les><variablesUnresolved>false</varia
blesUnresolved><vertexId>1</vertexId><
virtualResource /><virtualResourceVar
/></systemOperation></stepActions>
```

Run Criteria

```
"stepConditions": [ {
  "programName": null,
  "pstepName": null,
  "stepAction": "Halt/Failed",
  "stepCodes": "1-4095",
  "stepName": null,
  "stepOrder": 1,
  "sysId":
  "100b1da7c19f40a3848c2549a7c24de4"
}
]
```

Step Actions

```
"stepActions": [ {
  "actionCriteriaTask":
  "SB_ZOS_Task ",
  "agent": null,
  "agentCluster": null,
  "agentClusterVar": null,
  "agentVar": null,
  "description": null,
  "execCommand": "Cancel",
  "execCriteria": "Oldest Active
Instance",
  "execId": null,
  "execLookupOption": "Instance
Name",
  "execName": "SB_Timer",
  "execWorkflowName": "SB_Workflow",
  "execWorkflowNameCond": "Equals",
  "limit": null,
  "notificationOption": "Operation
Failure",
  "operation": "Task Instance
Command",
  "overrideTriggerDateOffset": 5,
  "overrideTriggerDateTime": true
  "overrideTriggerTime": "20:00",
  "programName": null,
  "pstepName": null,
  "stepCodes": "SOC4",
  "stepName": null,
  "sysId":
  "e1149f680ce542febfa022f3c0dbf828",
  "task": null,
  "taskLimitType": "Unlimited",
  "taskVar": null,
  "trigger": null,
  "triggerVar": null,
  "variables": [ ],
  "variablesUnresolved": false,
  "vertexId": "Any",
  "virtualResource": null,
  "virtualResourceVar": null
}
]
```

```

<runCriteria><runCriterion><businessDay>true</businessDay><complex>>false</complex><complexAdjective>Every</complexAdjective><complexNoun>Day</complexNoun><complexNthAmount>5</complexNthAmount><complexQualifier>Year</complexQualifier><customDay>>false</customDay><customDayChoice /><description /><evaluateAt>Trigger Time</evaluateAt><holiday>>false</holiday><specificDay>>false</specificDay><specificDayFri>>false</specificDayFri><specificDayMon>>false</specificDayMon><specificDaySat>>false</specificDaySat><specificDaySun>>false</specificDaySun><specificDayThu>>false</specificDayThu><specificDayTue>>false</specificDayTue><specificDayWed>>false</specificDayWed><sysId>bb5f7807b0614153942572ecbc2dcfbc</sysId><task>Sleep 60</task><type>Skip Criteria</type><variable>>false</variable><variableName /><variableOp>=</variableOp><variableValue /><vertexId>13</vertexId></runCriterion></runCriteria>

```

Properties

See the [Workflow Task - Workflow Task-Related Records Properties](#) page for information on Workflow task-related records properties.

- See [Workflow Vertices Properties](#)
- See [Workflow Edges Properties](#)
- See [Step Conditions Properties](#)
- See [Step Actions Properties](#)
- See [Run Criteria Properties](#)

Workflow Task - Workflow Task-Related Records Properties


- [Workflow Vertices](#)
- [Workflow Edges](#)
- [Step Conditions](#)
- [Step Actions](#)
- [Run Criteria](#)

Workflow Vertices

Property	UI Field Name	Description	Specifications	Required	Mutually Exclusive With
alias	n/a	Alias used for the task to be inserted within the workflow; specifically, the value of ops_exec_workflow_vertex.name .		N	
task	Task Name	Name of the task to be inserted within the workflow. Example: <task sysId="true">a8756a120a00010357097d05fa5c558e</task>		Y	
vertexId	n/a	Vertex ID of the task to be inserted within the workflow. Each task within a Workflow must have a unique Vertex ID to distinguish it from other tasks, if any, of the same name.		Y	
vertexX	n/a	x-coordinate of the task to be inserted within the workflow.	Default is 0.	N	
vertexY	n/a	y-coordinate of the task to be inserted within the workflow.	Default is 0.	N	

Workflow Edges

Property	UI Field Name	Description	Specifications	Required	Mutually Exclusive With

condition	n/a	<p>Dependency condition between the source and target tasks of this edge (connector).</p> <p>Example: <code><condition type="Exit Code">123</condition></code></p>	<p>Valid values:</p> <ul style="list-style-type: none"> • Success • Failure • Success/Failure • Exit Code; Format: Numeric. Use commas to list a series of exit codes; use hyphens to specify a range. Example: 1,5, 22-30 • Step Condition; Format: step:procedure:program:condition codes. Example: *:*:*JCLERR <p>Default is Success.</p> <p>For example:</p> <pre><condition>Success</condition> <condition>Failure</condition> <condition>Success/Failure</condition> <condition>1,5,22-30</condition> <condition>*:*:*JCLERR</condition> <condition>S1:PROC1:PGM1:U016</condition> <condition type="Exit Code">1,5,22-30</condition> <condition type="Step Condition">*:*:*JCLERR</condition> <condition type="Step Condition">*:*:*SOC4</condition> <condition type="Step Condition">S1:PROC1:PGM1:U016</condition></pre> <p>Step Condition is valid for z/OS tasks only.</p> <p>Success/Failure and Failure are not valid for Workflow, Timer, and Manual tasks.</p> <p>Note  The <code>type</code> attribute (<code>type=</code>) is optional for Exit Code and Step Condition. Based on the format of the condition, in most cases it is easily determined if the condition is Exit Code and Step Condition. If the condition cannot be determined, the <code>type</code> attribute can be checked.</p>	Y	
points	n/a	If <code>straightEdge</code> is false; x and y coordinates of the Edge angles.	<p>For example:</p> <pre><points><point x="280" y="300" /></points></pre>	Y	
sourceId	n/a	Vertex ID of the source task. Example: <code><sourceId taskName="Sleep 10" taskAlias="Sleep 10-alias">20</sourceId></code>		Y	
straightEdge	n/a	Specification for whether the edge is straight or bent.	Boolean; Valid values: true/false. Default is true.	N	
targetId	n/a	Vertex ID of the target task. Example: <code><targetID taskName="Sleep 10" taskAlias="Sleep 10-alias">20</targetId></code>		Y	

Step Conditions

Property	UI Field Name	Description	Specifications	Required	Mutually Exclusive With
programName	Program	Program name to match.	A blank value or an asterisk (*) will match any program name. Generic matching characters asterisk (*) and question mark (?) match zero or more characters and one character, respectively.	N	
pstepName	Procedure	Procedure step name to match.	A blank value or an asterisk (*) will match any procedure step name. Generic matching characters asterisk (*) and question mark (?) match zero or more characters and one character, respectively.	N	

stepAction	Action	Action to take and the task status to set if the Step Condition matches.	Valid values: <ul style="list-style-type: none"> As String = Continue/Success, As Value = 1 As String = Continue/Failed, As Value = 2 As String = Halt/Failed, As Value = 3 As String = Askoper, As Value = 4 Default is Continue/Success (1).	N	
stepCodes	Condition Codes	Integer return codes from the program or ABEND codes.	Integer return codes are specified as a comma-separated list of integer values or ranges. Ranges are specified with a dash (-) separating the lower and upper bounds of the range. The z/OS job step return code range is 0-4095. ABEND codes are specified directly as either a user ABEND or a system ABEND. The ABEND code must be specified verbatim including leading zeroes.	Y	
stepName	Step	Job step name to match.	A blank value or an asterisk (*) will match any job step name. Generic matching characters asterisk (*) and question mark (?) match zero or more characters and one character, respectively.	N	
stepOrder	Evaluation Order	Order for step condition evaluation.	Step conditions with a lower order are evaluated before step conditions with a higher order.	N	
sysId	n/a	sys_id used within the Controller to identify this Step Condition.		N	

Step Actions

Property	UI Field Name	Description	Specifications	Required	Mutually Exclusive With
actionCriteriaTask	Task	Name of a task. In combination with the <code>vertexId</code> , it specifies a specific task within the Workflow to which the step action applies; if no task is specified, the step action applies to all z/OS tasks within the Workflow.		N	
agent	Agent	If <code>operation</code> is Suspend Agent, Resume Agent, Suspend Cluster Membership, Resume Cluster Membership, or Set Agent Task Execution Limit; Agent for which the system operation is to be performed.		N	agentVar
agentCluster	Agent Cluster	If <code>operation</code> is Suspend Agent Cluster, Resume Agent Cluster, Suspend Cluster Membership, Resume Cluster Membership, or Set Cluster Task Execution Limit; Agent Cluster for which the system operation is to be performed.		N	agentClusterVar
agentClusterVar	Agent Cluster Variable	Name of a variable that will be resolved at run time to the name of the Agent Cluster to use.		N	agentCluster
agentVar	Agent Variable	Name of a variable that will be resolved at run time to the name of the Agent to use.		N	agent
description	Description	Description of this System Operation Step Action.		N	


execCommand	Command	If operation is Run Task Instance Command; Type of task instance command to run.	<p>Valid values:</p> <ul style="list-style-type: none"> As String = Cancel, As Value = 1 As String = Force Finish, As Value = 2 As String = Force Finish (Halt), As Value = 3 As String = Force Finish/Cancel, As Value = 4 As String = Force Finish/Cancel (Halt), As Value = 5 As String = Skip, As Value = 6 As String = Hold, As Value = 7 As String = Release, As Value = 8 As String = Release Recursive, As Value = 9 As String = Clear All Dependencies, As Value = 10 As String = Clear Exclusive, As Value = 11 As String = Clear Predecessors, As Value = 12 As String = Clear Resources, As Value = 13 As String = Unskip, As Value = 14 As String = Clear Timewait, As Value = 15 As String = Re-run, As Value = 16 <p>Default value is Cancel (1).</p>	N	
execCriteria	Instance Criteria	If operation is Run Task Instance Command; Additional criteria for selecting a specific task instance if multiple task instances have matching names.	<p>Valid values:</p> <ul style="list-style-type: none"> As String = Oldest Active Instance, As Value = 1 As String = Newest Active Instance, As Value = 2 As String = Oldest Instance, As Value = 3 As String = Newest Instance, As Value = 4 <p>Default is Oldest Active Instance (1).</p> <ul style="list-style-type: none"> An Active task instance is an instance that is not in any of these statuses: Skipped, Finished, Success. An Unskip command can use only the Newest Instance and Oldest Instance criteria; an active instance cannot be unskipped. 	N	
execId	Instance ID	If execLookupOption is Instance Id; ID of task instance to run the command against.		N	
execLookupOption	Instance Lookup Option	If operation is Run Task Instance Command; Specification for how to search for the task instance to run a command against.	<p>Valid values:</p> <ul style="list-style-type: none"> As String = Instance Name, As Value = 1 As String = Instance Name/Task, As Value = 2 As String = Instance Id, As Value = 3 As String = Task, As Value = 4 <p>Default is Instance Name (1).</p>	N	
execName	Instance Name	If execLookupOption is Instance Name; Name of the task instance to run the command against.		N	
execWorkflowName	Workflow Instance Name	If operation is Run Task Instance Command; Name of the parent workflow task instance that contains the task on which to perform the specified action.		N	
execWorkflowNameCondition	Workflow Instance Name Condition	If operation is Run Task Instance Command; Type of condition for the name of the parent workflow task instance that contains the task on which to perform the specified action. If you select a condition type, enter a value for that condition. The action will be performed only on a task instance in a parent workflow task instance meeting the specified condition value.	<p>Valid values:</p> <ul style="list-style-type: none"> As String = Equals, As Value = 1 As String = Starts With, As Value = 2 As String = Contains, As Value = 3 As String = Ends With, As Value = 4 <p>Default is Equals (1).</p>	N	
limit	Limit	<ul style="list-style-type: none"> If operation is Set Agent Task Execution Limit or Set Cluster Task Execution Limit, and taskLimitType is Limited; Number of tasks that can be run concurrently by the specified Agent / Agent Cluster. If operation is Set Virtual Resource Limit; Virtual resource limit to be set for the specified virtual resource. 		N	
name	Name	Name of a variable to override.		N	


notificationOption	System Notification	Status of the specified operation that will trigger a system notification.	Valid values: <ul style="list-style-type: none"> As String = -- None --, As Value = 0 As String = Operation Failure, As Value = 1 As String = Operation Success/Failure, As Value = 2 As String = Operation Success, As Value = 3 Default is Operation Failure (1).	N	
operation	System Operation	Specific system operation to perform.	Valid values: <ul style="list-style-type: none"> As String = Suspend Agent, As Value = 1 As String = Resume Agent, As Value = 2 As String = Suspend Agent Cluster, As Value = 3 As String = Resume Agent Cluster, As Value = 4 As String = Suspend Cluster Membership, As Value = 5 As String = Resume Cluster Membership, As Value = 6 As String = Set Agent Task Execution Limit, As Value = 7 As String = Set Cluster Task Execution Limit, As Value = 8 As String = Set Virtual Resource Limit, As Value = 9 As String = Task Instance Command, As Value = 10 As String = Launch Task, As Value = 11 As String = Trigger Now, As Value = 12 As String = Enable Trigger, As Value = 13 As String = Disable Trigger, As Value = 14 Default is Suspend Agent (1).	N	
overrideTriggerDateOffset	Override Date Offset	Override date offset.	Date Offset value of trigger to fire.	N (unless overrideTriggerDateTime is true)	
overrideTriggerDateTime	Override Trigger Date/Time	Request parameter to enable/disable override functionality.	Boolean value (true / false). Default is false.	N	
overrideTriggerTime	Override Time	Override time.	Time of the trigger to fire.	Y (if overrideTriggerDateTime is true)	
programName	Program	Program name to match.	A blank value or an asterisk (*) will match any program name. Generic matching characters asterisk (*) and question mark (?) match zero or more characters and one character, respectively.	N	
pstepName	Procedure	Procedure step name to match.	A blank value or an asterisk (*) will match any procedure step name. Generic matching characters asterisk (*) and question mark (?) match zero or more characters and one character, respectively.	N	
stepCodes	Condition Codes	Conditions codes are integer return codes from the program or ABEND codes. Integer return codes are specified as a comma-separated list of integer values or ranges. Ranges are specified with a dash (-) separating the lower and upper bounds of the range. The z/OS job step return code range is 0-4095. ABEND codes are specified directly as either a user ABEND or a system ABEND. The ABEND code must be specified verbatim including leading zeroes.		N	
stepName	Step	Job step name to match.	A blank value or an asterisk (*) will match any job step name. Generic matching characters asterisk (*) and question mark (?) match zero or more characters and one character, respectively.	N	
task	Task Reference	<ul style="list-style-type: none"> If execLookupOption is Instance Name/Task or Task; Name of the task for which the task instance was run. If operation is Launch Task; Name of the task to launch. 		N	taskVar

taskLimitType	Task Execution Limit	If operation is Set Agent Task Execution Limit or Set Cluster Task Execution Limit; Specification for whether a limited or unlimited number of task instances can be run concurrently on the specified Agent / Agent Cluster.	Valid values: <ul style="list-style-type: none">As String = Unlimited, As Value = 1As String = Limited, As Value = 2 Default is Unlimited.	N	
taskVar	Task Reference Variable	<ul style="list-style-type: none">If execLookupOption is Instance Name/Task or Task; Name of a variable that will be resolved at run time to the name of the task for which the task instance was run.If operation is Launch Task; Name of a variable that will be resolved at run time to the name of the task to launch.		N	task
trigger	Trigger Reference	If operation is Trigger Now, Enable Trigger, or Disable Trigger; Name of the trigger.		N	triggerVar
triggerVar	Trigger Reference Variable	If operation is Trigger Now, Enable Trigger, or Disable Trigger; Name of a variable that will be resolved at run time to the name of the trigger.		N	trigger
value	Value	Value of a variable to override.		N	
variables	Override Variables	List of variables to override.		N	
variablesUnresolved	Override Variables Resolution Disabled	Specification for whether or not variables resolution should be disabled to allow for passing unresolved variable values. <ul style="list-style-type: none">If variables resolution is disabled, any unresolved variables will be resolved in the context of the launched or triggered task instance.If variables resolution is not disabled, variables will be resolved prior to the execution of the Launch Task or Trigger Now operation.	Boolean; Valid values: true/false. Default is false.	N	
vertexId	Vertex Id	Numerical ID of the task that identifies it uniquely from other tasks of the same type in the Workflow.	Valid values: <ul style="list-style-type: none">Any - The action applies to any instance of the specified task in the Workflow.<number> - The action applies only to this instance of the task in the Workflow.	N	
virtualResource	Virtual Resource	If operation is Set Virtual Resource Limit; Virtual resource for which a virtual resource limit is to be set.		N	virtualResourceVar
virtualResourceVar	Virtual Resource Variable	Name of a variable that will be resolved at run time to the name of the Virtual Resource to use.		N	virtualResource

Run Criteria

Property	UI Field Name	Description	Specifications	Required	Mutually Exclusive With
businessDays	Business Day	Specification for whether the task runs or skips on all business days.	Boolean; Valid values: true/false. Default is false.	N	
complex	Complex	Specification for whether the task runs or skips on the day(s) indicated in the complexAdjective, complexNoun, and complexQualifier.	Boolean; Valid values: true/false. Default is false.	N	

<p>complexAdjective</p>	<p>Adjective</p>	<p>If <code>complex</code> is specified; Used with <code>complexNoun</code>, <code>complexQualifier</code>, and <code>complexNthAmount</code> (if <code>complexAdjective</code> is <code>Nth</code>) to specify which in a series of days you want to select. For example, to specify "the 15th business day of the month," select <code>complexAdjective</code> is <code>Nth</code>, <code>complexNoun</code> is <code>Business Day</code>, <code>complexQualifier</code> is <code>Month</code>, and <code>complexNthAmount</code> is 15.</p>	<p>Valid values:</p> <ul style="list-style-type: none"> • As String = Every, As Value = 0 • As String = 1st, As Value = 1 • As String = 2nd, As Value = 2 • As String = 3rd, As Value = 3 • As String = 4th, As Value = 4 • As String = 5th, As Value = 5 • As String = 6th, As Value = 6 <p>Default is Every (0).</p>	<p>N</p>	
<p>complexNoun</p>	<p>Noun</p>	<p>If <code>complex</code> is specified; Used with <code>complexAdjective</code>, <code>complexQualifier</code>, and <code>complexNthAmount</code> (if <code>complexAdjective</code> is <code>Nth</code>) to specify the type of day you want to select. For example, to specify "the 1st business day of the month," select <code>complexAdjective</code> is <code>1st</code>, <code>complexNoun</code> is <code>Business Day</code>, and <code>complexQualifier</code> is <code>Month</code>.</p> <p>Example: <code><complexNoun local="true">LCD1</complexNoun></code></p> <p>To specify a Custom Day, use the name of the Custom Day. For example:</p> <p>XML <code><complexNoun>CustomDay1</complexNoun></code></p> <p>JSON <pre>"complexNoun": { "value": "CustomDay1" }</pre></p> <p>To specify a Local Custom Day, use the <code>local</code> attribute. For example:</p> <p>XML <code><complexNoun local="true">CustomDay2</complexNoun></code></p> <p>JSON <pre>"complexNoun": { "local": "true", "value": "CustomDay2" }</pre></p> <p>Note  The Default Calendar for the Workflow task is used to verify Custom Day references.</p>	<p>Valid values:</p> <ul style="list-style-type: none"> • Sunday through Saturday • Day (any day) • Business Day (The business days specified in the calendar selected in the Workflow Calendar.) • Custom Days specified in the calendar selected in the Workflow Calendar. 	<p>N</p>	
<p>complexNthAmount</p>	<p>Nth Amount</p>	<p>If <code>complexAdjective</code> is <code>Nth</code>; Sequential occurrence of the day selected in <code>complexNoun</code> within the selected <code>complexQualifier</code>.</p>	<p>Integer.</p>	<p>N</p>	

complexQualifier	Qualifier	<p>If <code>complex</code> is specified; Used with the <code>complexAdjective</code>, <code>complexNoun</code>, and <code>complexNthAmount</code> (if <code>complexAdjective</code> is <code>Nth</code>) to specify the period for your selection formula. For example, to specify "the 1st business day of the month," select <code>complexAdjective</code> is <code>1st</code>, <code>complexNoun</code> is <code>Business Day</code>, <code>complexQualifier</code> is <code>Month</code>.</p> <p>Example: <code><complexQualifier local="true">Year</complexQualifier></code></p> <p>To specify a Custom Day Period, use the name of the Custom Day Period. For example:</p> <p>XML <code><complexQualifier>CustomDayPeriod1</complexQualifier></code></p> <p>JSON <pre>"complexQualifier": { "value": "CustomDayPeriod1" }</pre></p> <p>To specify a Local Custom Day Period, use the <code>local</code> attribute. For example:</p> <p>XML <code><complexQualifier local="true">CustomDayPeriod2</complexQualifier></code></p> <p>JSON <pre>"complexQualifier": { "local": "true", "value": "CustomDayPeriod2" }</pre></p> <p>Note  The Default Calendar for the Workflow task is used to verify Custom Day references.</p>	<p>Valid values:</p> <ul style="list-style-type: none"> Month Year January through December Custom Period 	N	
customDay	Custom Day	Specification that the task runs or skips on the day you select in the <code>customDayChoice</code> .		N	
customDayChoice	Custom Day Choice	If <code>customDay</code> is specified; Custom day for which you are specifying run or skip criteria.		N	
description	Description	Description of this record.		N	
evaluateAt	Evaluate At	If <code>variable</code> is specified; When you want the Controller to evaluate the variable.	<p>Valid values:</p> <ul style="list-style-type: none"> As String = Trigger Time, As Value = 1 As String = Run Time, As Value = 2 <p>Default is Trigger Time (1).</p>	N	
holiday	Holiday	Specification for whether or not the task runs or skips on holidays.	Boolean; Valid values: true/false. Default is false.	N	
specificDay	Specific Day(s)	Specification for whether or not the task runs or skips on the day(s) you select in the <code>specificDayFri</code> to <code>specificDayWed</code> .	Boolean; Valid values: true/false. Default is false.	N	
specificDayFri	Friday	If <code>specificDay</code> is selected; Specification for whether or not the task runs or skips on this day of the week.	Boolean; Valid values: true/false. Default value is false.	N	
specificDayMon	Monday	If <code>specificDay</code> is selected; Specification for whether or not the task runs or skips on this day of the week.	Boolean; Valid values: true/false. Default value is false.	N	
specificDaySat	Saturday	If <code>specificDay</code> is selected; Specification for whether or not the task runs or skips on this day of the week.	Boolean; Valid values: true/false. Default value is false.	N	
specificDaySun	Sunday	If <code>specificDay</code> is selected; Specification for whether or not the task runs or skips on this day of the week.	Boolean; Valid values: true/false. Default value is false.	N	
specificDayThu	Thursday	If <code>specificDay</code> is selected; Specification for whether or not the task runs or skips on this day of the week.	Boolean; Valid values: true/false. Default value is false.	N	
specificDayTue	Tuesday	If <code>specificDay</code> is selected; Specification for whether or not the task runs or skips on this day of the week.	Boolean; Valid values: true/false. Default value is false.	N	

specificDayWed	Wednesday	If <code>specificDay</code> is selected; Specification for whether or not the task runs or skips on this day of the week.	Boolean; Valid values: true/false. Default value is false.	N	
task	Task	Task for which you are specifying run or skip criteria.		Y	
type	Type	Specification for whether this criteria is for running or skipping the specified task.	Valid values: <ul style="list-style-type: none"> As String = Run Criteria, As Value = 1 As String = Skip Criteria, As Value = 2 Default is Run Criteria (1).	N	
variable	Variable	Used with <code>evaluateAt</code> , <code>variableName</code> , <code>variableOp</code> , and <code>variableValue</code> ; Instructs the Controller to run or not run the task, depending on the value of a specific variable.		N	
variableName	Name	If <code>variable</code> is specified; Name of the variable being evaluated.		N	
variableOp	Operator	If <code>variable</code> is specified; Operator to be used in the evaluation.	Valid values: <ul style="list-style-type: none"> As String = =, As Value = 1 As String = !=, As Value = 2 As String = >, As Value = 3 As String = >=, As Value = 4 As String = <, As Value = 5 As String = <=, As Value = 6 As String = regex, As Value = 7 		
variableValue	Value	If <code>variable</code> is specified; Value or regular expression that the Controller should look for when evaluating the variable.	Maximum 40 alphanumeric.	N	
vertexId	Vertex ID	Numerical ID of the task that identifies it uniquely from other tasks of the same type in the Workflow.	Valid values: <ul style="list-style-type: none"> Any - The action applies to any instance of the specified task in the Workflow. <number> - The action applies only to this instance of the task in the Workflow. 	N	

Workflow Task and Dependency Web Services

- [Overview](#)
- [Add a Dependency to a Workflow](#)
- [Add a Task to a Workflow](#)
- [List Dependencies in a Workflow](#)
- [List Tasks in a Workflow](#)
- [Modify a Dependency in a Workflow](#)
- [Modify a Task in a Workflow](#)
- [Remove a Dependency from a Workflow](#)
- [Remove Task\(s\) from a Workflow](#)

Overview

Universal Controller supports the following RESTful-based web services for Workflow Task and Dependency operations, which are listed alphabetically on this page.

- [Add a Dependency to a Workflow](#)
- [Add a Task to a Workflow](#)
- [List Dependencies in a Workflow](#)
- [List Tasks in a Workflow](#)
- [Modify a Dependency in a Workflow](#)
- [Modify a Task in a Workflow](#)
- [Remove a Dependency from a Workflow](#)
- [Remove Task\(s\) from a Workflow](#)

Formatting specifications for each web service, including details about parameter requirements, are provided.

Add a Dependency to a Workflow

	Description
URI	http://host_name/uc/resources/workflow/edges
HTTP Method	POST
Description	Adds a dependency to a workflow, with the dependency represented by a <code>workflowEdge</code> . (See Example Request , below.)
URI Parameters	See Add a Dependency to a Workflow: URI Parameters , below.
Example URI	http://localhost:8080/uc/resources/workflow/edges?workflowname=workflow1
Consumes Content-Type	application/xml, application/json
Produces Content-Type	n/a
Example Request	See Add a Dependency to a Workflow: Example Request , below.
Add a Dependency to a Workflow Properties	See Add a Dependency to a Workflow: Properties , below.

Example Response	<ul style="list-style-type: none"> • Status 200 /OK Successfully added a dependency between <sourceId> and <targetId>. • Status 400 /Bad Request Workflow <workflowName> doesn't exist.
------------------	---

Add a Dependency to a Workflow: URI Parameters

Name	Description	Specifications	Required	Mutually Exclusive With
workflowid	ID used within the Controller to identify the workflow.	String; URI parameter.	Y (unless workflowname is specified)	workflowname
workflowname	Name used within the Controller to identify the workflow.	String; URI parameter.	Y (unless workflowid is specified)	workflowid

Add a Dependency to a Workflow: Example Request

XML	JSON
<pre><workflowEdge><condition>Success</condition><points><point x="280" y="300" /></points><sourceId>2</sourceId><straightEdge>false</straightEdge><targetId>3</targetId></workflowEdge></pre>	<pre>{ "condition": { "value": "Success" }, "points": [{ "x": "280", "y": "300" }], "sourceId": { "value": "2" }, "straightEdge": false, "targetId": { "value": "3" } }</pre>

Add a Dependency to a Workflow: Request Properties

Property	UI Field Name	Description	Specifications	Required
----------	---------------	-------------	----------------	----------

condition	n/a	Dependency condition between the source and target tasks of this dependency (connector).	Valid values: <ul style="list-style-type: none"> • Success • Failure • Success/Failure • Exit Code; Format: Numeric. Use commas to list a series of exit codes; use hyphens to specify a range. Example: 1,5, 22-30 • Step Condition; Format: step:procedure:program:condition codes. Example: *:*:*:JCLERR Default is Success. For example: <pre><condition>Success</condition> <condition>Failure</condition> <condition>Success/Failure</condition> <condition>1,5,22-30</condition> <condition>*:*:*:JCLERR</condition> <condition>S1:PROC1:PGM1:U016</condition> <condition type="Exit Code">1,5,22-30</condition> <condition type="Step Condition">*:*:*:JCLERR</condition> <condition type="Step Condition">*:*:*:S0C4</condition> <condition type="Step Condition">S1:PROC1:PGM1:U016</condition></pre> Step Condition is valid for z/OS tasks only. Success/Failure and Failure are not valid for Workflow, Timer, and Manual tasks. Note The type attribute (type=) is optional for Exit Code and Step Condition. Based on the format of the condition, in most cases it is easily determined if the condition is Exit Code and Step Condition. If the condition cannot be determined, the type attribute can be checked.	N
points	n/a	If <code>straightEdge</code> is false; x and y coordinates of the Edge angles.	For example: <pre><points><point x="280" y="300" /></points></pre>	N
sourceId	n/a	Vertex ID of the source task.		Y
straightEdge	n/a	Specification for whether the edge is straight or bent.	Boolean; Valid values: true/false. Default is true.	N
targetId	n/a	Vertex ID of the target task.		Y

Add a Task to a Workflow

	Description
URI	http://host_name/uc/resources/workflow/vertices
HTTP Method	POST
Description	Adds a task to a workflow, with the task represented by a <code>workflowVertex</code> . (See Example Request, below.)
URI Parameters	See Add a Task to a Workflow: URI Parameters , below.
Example URI	http://localhost:8080/uc/resources/workflow/vertices?workflowname=workflow1
Consumes Content-Type	application/xml, application/json

Produces Content-Type	application/xml, application/json
Example Request	See Add a Task to a Workflow: Example Request , below.
Example Response	See Add a Task to a Workflow: Example Response (Status 200) , below.
Add a Task to a Workflow Properties	See Add a Task to a Workflow: Request/Response Properties , below.
Example Response	<ul style="list-style-type: none"> • Status 200 /OK Successfully added vertex with vertexId <vertexId>. • Status 400 /Bad Request Workflow <workflowName> doesn't exist.

Add a Task to a Workflow: URI Parameters

Name	Description	Specifications	Required	Mutually Exclusive With
workflowid	ID used within the Controller to identify the workflow.	String; URI parameter.	Y (unless workflowname is specified)	workflowname
workflowname	Name used within the Controller to identify the workflow.	String; URI parameter.	Y (unless workflowid is specified)	workflowid

Add a Task to a Workflow: Example Request

XML	JSON
<pre><workflowVertex><alias>S30</alias><task>Sleep 30</task><vertexX>360</vertexX><vertexY>60</vertexY></workflowVertex></pre>	<pre>{ "alias": "S30", "task": { "value": "Sleep 30" }, "vertexX": "360", "vertexY": "60" }</pre>

Add a Task to a Workflow: Example Response (Status 200)

XML	JSON
-----	------

```

<workflowVertex><alias>S30</alias><task>Sleep 30</task><vertexId>9</vertexId>
</vertexId>
<vertexX>360</vertexX><vertexY>60</vertexY></vertexY></vertexY>
</workflowVertex>
    {
      "alias": "S30",
      "task": {
        "value": "Sleep 30"
      },
      "vertexId": "9",
      "vertexX": "360",
      "vertexY": "60"
    }
    
```

Add a Task to a Workflow: Request/Response Properties

Property	UI Field Name	Description
alias	n/a	Alias used for the task added to the workflow; specifically, the value of <code>ops_task_workflow_vertex.name</code> .
task	Task Name	Name of the task added to the workflow.
vertexId	n/a	Vertex ID of the task added to the workflow. Each task within a Workflow has a unique Vertex ID to distinguish it from other tasks of the same name, if any.
vertexX	n/a	x-coordinate of the task added to the workflow.
vertexY	n/a	y-coordinate of the task added to the workflow.

List Dependencies in a Workflow

	Description
URI	http://host_name/uc/resources/workflow/edges
HTTP Method	GET
Description	Returns the list of dependencies for all tasks in a workflow, with each dependency represented by a <code>workflowEdge</code> (see Example Response, below).
URI Parameters	See List Dependencies in a Workflow: URI Parameters , below.
Example URI	http://localhost:8080/uc/resources/workflow/edges?workflowname=workflow1
Authentication	HTTP Basic
Consumes Content-Type	n/a
Produces Content-Type	application/xml, application/json
Example Response	See List Dependencies in a Workflow: Example Response , below.
Response Properties	See List Dependencies in a Workflow: Properties , below.

List Dependencies in a Workflow: URI Parameters

Name	Description	Specifications	Required	Mutually Exclusive With
sourceid	Vertex ID of the source task.	String; URI parameter.	N	
targetid	Vertex ID of the target task.	String; URI parameter.	N	
workflowid	ID used within the Controller to identify the workflow.	String; URI parameter.	Y (unless workflowname is specified)	workflowname
workflowname	Name used within the Controller to identify the workflow.	String; URI parameter.	Y (unless workflowid is specified)	workflowid

List Dependencies in a Workflow: Example Response

XML	JSON
<pre> <workflowEdges><workflowEdge><condition> Success</condition><sourceId taskName=" Sleep 30" taskAlias="test">2</sourceId>< straightEdge>true</straightEdge><targetId>< taskName="Sleep 60">3</targetId>< /workflowEdge><workflowEdge><condition>S uccess</condition><sourceId taskName=" Sleep 60">3</sourceId><straightEdge>true< /straightEdge><targetId taskName="Sleep 60">6</targetId></workflowEdge>< /workflowEdges> </pre>	<pre> [{ "condition": { "value": "Success" }, "sourceId": { "taskAlias": "test", "taskName": "Sleep 30", "value": "2" }, "straightEdge": true, "targetId": { "taskName": "Sleep 60", "value": "3" } }, { "condition": { "value": "Success" }, "sourceId": { "taskName": "Sleep 60", "value": "3" }, "straightEdge": true, "targetId": { "taskName": "Sleep 60", "value": "6" } }] </pre>

List Dependencies in a Workflow: Properties

Property	UI Field Name	Description
condition	n/a	Dependency condition between the source and target tasks of this edge (connector).
sourceId	n/a	Vertex ID of the source task.
straightEdge	n/a	Specification for whether the edge is straight or bent.
targetId	n/a	Vertex ID of the target task.

List Tasks in a Workflow

Attribute **sysId** identifies the sysid of the specified task.

	Description
URI	http://host_name/uc/resources/workflow/vertices
HTTP Method	GET
Description	Returns the list of tasks in a workflow, with each task represented by a <code>workflowVertex</code> (see Example Response, below).
URI Parameters	See List Tasks in a Workflow: URI Parameters , below.
Example URI	<ul style="list-style-type: none"> http://localhost:8080/uc/resources/workflow/vertices?workflowname=workflow http://localhost:8080/uc/resources/workflow/vertices?workflowname=workflow&taskname=test
Authentication	HTTP Basic
Consumes Content-Type	n/a
Produces Content-Type	application/xml, application/json
Example Response	See List Tasks in a Workflow: Example Response , below.
Response Properties	See List Tasks in a Workflow: Properties , below.

List Tasks in a Workflow: URI Parameters

Parameter	Description	Specifications	Required	Mutually Exclusive With
taskalias	Alias used for the task within the Workflow; specifically, the value of <code>ops_task_workflow_vertex.name</code> .	String; URI parameter.	Y (unless <code>taskid</code> , <code>taskname</code> or <code>vertexid</code> , is specified	<code>taskid</code> , <code>taskname</code> , <code>vertexid</code>
taskid	ID used within the Controller to identify this task.	String; URI parameter.	Y (unless <code>taskalias</code> , <code>taskname</code> or <code>vertexid</code> , is specified	<code>taskalias</code> , <code>taskname</code> , <code>vertexid</code>

taskname	Name used within the Controller to identify this task.	String; URI parameter.	Y (unless taskalias, taskid or vertexid, is specified)	taskalias, taskid, vertexid
vertexid	Vertex ID of the task in the workflow to be listed. Each task within a Workflow has a unique Vertex ID to distinguish it from other tasks, if any, of the same name.	String; URI parameter.	Y (unless taskalias, taskid or taskname, is specified)	taskalias, taskid, taskname
workflowid	ID used within the Controller to identify a workflow.		Y (unless workflowname is specified)	workflowname
workflowname	Name of a workflow.		Y (unless workflowid is specified)	workflowid

List Tasks in a Workflow: Example Response

XML	JSON
<pre><workflowVertices><workflowVertex><alias>Task 1</alias><task sysId="1010f538c0a801c900e0fe0af94d9be5">task1</task><vertexId>5</vertexId><vertexX>253</vertexX><vertexY>296</vertexY></workflowVertex><workflowVertex><alias>Task 2</alias><task sysId="f81d30ccc0a801c9008ea20e4f5f61d6">task2</task><vertexId>6</vertexId><vertexX>252.5</vertexX><vertexY>429</vertexY></workflowVertex></workflowVertices></pre>	<pre>[{ "alias": "Task 1", "task": { "sysId": "1010f538c0a801c900e0fe0af94d9be5", "value": "task1" }, "vertexId": "5", "vertexX": "253", "vertexY": "296" }, { "alias": "Task 2", "task": { "sysId": "f81d30ccc0a801c9008ea20e4f5f61d6", "value": "task2" }, "vertexId": "6", "vertexX": "252.5", "vertexY": "429" }]</pre>

List Tasks in a Workflow: Response Properties

Property	UI Field Name	Description
alias	n/a	Alias used for the task; specifically, the value of <code>ops_task_workflow_vertex.name</code> .

task	Task Name	Name of the task added.
vertexId	n/a	Vertex ID of the task. Each task within a Workflow has a unique Vertex ID to distinguish it from other tasks of the same name, if any.
vertexX	n/a	x-coordinate of the task.
vertexY	n/a	y-coordinate of the task.

Modify a Dependency in a Workflow

	Description
URI	http://host_name/uc/resources/workflow/edges
HTTP Method	PUT
Description	Modifies a dependency in a workflow, with the dependency represented by a <code>workflowEdge</code> .
URI Parameters	See Modify a Dependency in a Workflow: URI Parameters .
Example URI	http://localhost:8080/uc/resources/workflow/edges?workflowname=workflow1
Consumes Content-Type	application/xml, application/json
Produces Content-Type	n/a
Example Request	See Modify a Dependency in a Workflow: Example Request , below.
Modify a Dependency in a Workflow Properties	See Add a Dependency to a Workflow: Properties .
Example Response	<ul style="list-style-type: none"> Status 200 /OK Successfully updated dependency between <sourceId> and <targetId>. Status 400 /Bad Request Workflow <workflowName> doesn't exist.

Modify a Dependency in a Workflow: URI Parameters

Name	Description	Specifications	Required	Mutually Exclusive With
workflowid	ID used within the Controller to identify the workflow.	String; URI parameter.	Y (unless workflowname is specified)	workflowname
workflowname	Name used within the Controller to identify the workflow.	String; URI parameter.	Y (unless workflowid is specified)	workflowid

Modify a Dependency in a Workflow: Example Request

XML	JSON
<pre><workflowEdge><condition>Success</condition><points><point x="280" y="300" /></points><sourceId>2</sourceId><straightEdge>false</straightEdge><targetId>3</targetId></workflowEdge></pre>	<pre>{ "condition": { "value": "Success" }, "points": [{ "x": "280", "y": "300" }], "sourceId": { "value": "2" }, "straightEdge": false, "targetId": { "value": "3" } }</pre>

Modify a Task in a Workflow

	Description
URI	http://host_name/uc/resources/workflow/vertices
HTTP Method	PUT
Description	Modifies a task in a workflow, with the task represented by a <code>workflowVertex</code> .
URI Parameters	See Modify a Task in a Workflow: URI Parameters , below.
Example URI	http://localhost:8080/uc/resources/workflow/vertices?workflowname=workflow1
Consumes Content-Type	application/xml, application/json
Produces Content-Type	n/a
Example Request	See Modify a Task in a Workflow: Example Request , below.
Modify a Task in a Workflow Properties	See Add a Task to a Workflow: Properties .

Modify a Task in a Workflow: URI Parameters

Name	Description	Specifications	Required	Mutually Exclusive With
workflowid	ID used within the Controller to identify the workflow.	String; URI parameter.	Y (unless workflowname is specified)	workflowname

workflowname	Name used within the Controller to identify the workflow.	String; URI parameter.	Y (unless workflowid is specified)	workflowid
--------------	---	------------------------	---------------------------------------	------------

Modify a Task in a Workflow: Example Request

XML	JSON
<pre><workflowVertex><alias>S30</alias><task>Sleep 30</task><vertexX>360</vertexX><vertexY>60</vertexY></workflowVertex></pre>	<pre>{ "alias": "S30", "task": { "value": "sleep 30" }, "vertexX": "360", "vertexY": "60" }</pre>

Modify a Task in a Workflow: Properties

Property	UI Field Name	Description	Specifications	Required
alias	n/a	Alias used for the task to be modified in the workflow; specifically, the value of <code>ops_task_workflow_vertex.name</code> .		N
task	Task Name	Name of the task to be modified in the workflow.	Cannot be modified; used only to search for the task. To modify by <code>task</code> , the task must be unique in the workflow. If both <code>task</code> and <code>vertexId</code> are specified, <code>vertexId</code> is used to search for the task to be modified.	Y (unless <code>vertexId</code> is specified.)
vertexId	n/a	Vertex ID of the task within the workflow. Each task within a Workflow has a unique Vertex ID to distinguish it from other tasks of the same name, if any.	Cannot be modified; used only to search for the task. If both <code>task</code> and <code>vertexId</code> are specified, <code>vertexId</code> is used to search for the task to be modified.	Y (unless <code>task</code> is specified.)
vertexX	n/a	x-coordinate of the task to be modified in the workflow.	Default is 0.	N
vertexY	n/a	y-coordinate of the task to be modified in the workflow.	Default is 0.	N

Remove a Dependency from a Workflow

	Description
URI	http://host_name/uc/resources/workflow/edges
HTTP Method	DELETE
Description	Removes a dependency from a workflow, with the dependency represented by <code>sourceid</code> and <code>targetid</code> (see Example Response, below).

URI Parameters	See Remove a Dependency from a Workflow: URI Parameters , below.
Example URI	http://localhost:8080/uc/resources/workflow/edges?workflowname=workflow1&sourceid=2&targetid=4
Authentication	HTTP Basic
Example Response	<ul style="list-style-type: none"> • Status 200 /OK Successfully updated vertex with vertex id <vertexId>. • Status 400 /Bad Request Workflow <workflowName> doesn't exist.

Remove a Dependency from a Workflow: URI Parameters

Name	Description	Specifications	Required	Mutually Exclusive With
sourceid	Vertex ID of the source task.	Integer; URI parameter.	Y	
targetid	Vertex ID of the target task.	Integer; URI parameter.	Y	
workflowid	ID used within the Controller to identify a workflow.	String; URI parameter.	Y (unless workflowname is specified.)	workflowname
workflowname	Name used within the Controller to identify a workflow.	String; URI parameter.	Y (unless workflowid is specified.)	workflowid

Remove Task(s) from a Workflow

	Description
URI	http://host_name/uc/resources/workflow/vertices
HTTP Method	DELETE
Description	Removes one or more tasks from a workflow, with each removed task represented by a <code>workflowVertex</code> (see Example Response, below).
URI Parameters	See Remove Task(s) from a Workflow: URI Parameters , below.
Example URI	<ul style="list-style-type: none"> • http://localhost:8080/uc/resources/workflow/vertices?workflowname=workflow1&vertexid=2 • http://localhost:8080/uc/resources/workflow/vertices?workflowname=workflow1&taskname=task1 • http://localhost:8080/uc/resources/workflow/vertices?workflowname=workflow1&taskalias=Task1
Consumes Content-Type	n/a
Produces Content-Type	application/xml, application/json
Authentication	HTTP Basic
Example Response	See Remove Task(s) from a Workflow: Example Response , below.

Remove Task(s) from a Workflow Properties	See Remove Task(s) from a Workflow: Properties , below.
---	---

Remove Task(s) from a Workflow: URI Parameters

If `taskid`, `taskname`, or `taskalias` is specified, all tasks matching the `taskid`, `taskname`, or `taskalias` - and their dependencies - are removed.

If `vertexid` is specified, only the task with that specific Vertex ID - and its dependencies - is removed.

Parameter	Description	Specifications	Required	Mutually Exclusive With
<code>taskalias</code>	Alias of the task(s) to be removed from the Workflow; specifically, the value of <code>ops_task_workflow_vertex.name</code> .	String; URI parameter.	Y (unless <code>taskid</code> , <code>taskname</code> or <code>vertexid</code> , is specified)	<code>taskid</code> , <code>taskname</code> , <code>vertexid</code>
<code>taskid</code>	SysId of the task(s) to be removed from the Workflow.	String; URI parameter.	Y (unless <code>taskalias</code> , <code>taskname</code> or <code>vertexid</code> , is specified)	<code>taskalias</code> , <code>taskname</code> , <code>vertexid</code>
<code>taskname</code>	Name of the task(s) to be removed from the Workflow.	String; URI parameter.	Y (unless <code>taskalias</code> , <code>taskid</code> or <code>vertexid</code> , is specified)	<code>taskalias</code> , <code>taskid</code> , <code>vertexid</code>
<code>vertexid</code>	Vertex ID of the task to be removed from the workflow. Each task within a Workflow has a unique Vertex ID to distinguish it from other tasks, if any, of the same name.	String; URI parameter.	Y (unless <code>taskalias</code> , <code>taskid</code> or <code>taskname</code> , is specified)	<code>taskalias</code> , <code>taskid</code> , <code>taskname</code>
<code>workflowid</code>	ID used within the Controller to identify a workflow.	String; URI parameter.	Y (unless <code>workflowname</code> is specified.	<code>workflowname</code>
<code>workflowname</code>	Name used within the Controller to identify a workflow.	String; URI parameter.	Y (unless <code>workflowid</code> is specified.	<code>workflowid</code>

Remove Task(s) from a Workflow: Example Response

XML	JSON
------------	-------------

<pre><workflowVertices><workflowVertex><alias>Task 1< /alias><task sysId=" 1010f538c0a801c900e0fe0af94d9be5">task1</task><v ertexId>5</vertexId><vertexX>253</vertexX><verte xY>296</vertexY></workflowVertex>< /workflowVertices></pre>	<pre>[{ "alias": "task 1", "task": { "sysId": "1010f538c0a801c900e0fe0af94d9be5", "value": "task1" }, "vertexId": "5", "vertexX": "253", "vertexY": "296" }]</pre>
--	--

Note



If there are no matching tasks to remove, an empty list is returned.

Remove Task(s) from a Workflow: Response Properties

This response contains a list of tasks removed from a workflow

Property	UI Field Name	Description
alias	n/a	Alias of the task removed from the Workflow; specifically, the value of ops_task_workflow_vertex.name .
task	Task Name	Name of the task removed from the Workflow.
vertexId	n/a	Vertex ID of the task removed from the Workflow. Each task within a Workflow has a unique Vertex ID to distinguish it from other tasks of the same name, if any.
vertexX	n/a	x-coordinate of the task removed from the Workflow.
vertexY	n/a	y-coordinate of the task removed from the Workflow.

z/OS Task Web Services

- [Overview](#)
- [Create a z/OS Task](#)
- [Modify a z/OS Task](#)
- [Read a z/OS Task](#)
- [z/OS Task: XML and JSON Examples](#)
- [Properties](#)

Overview

Universal Controller supports the following RESTful-based web services for z/OS Task operations, which are listed alphabetically on this page.

- [Create a z/OS Task](#)
- [Modify a z/OS Task](#)
- [Read a z/OS Task](#)

Formatting specifications for each web service, including details about parameter requirements, are provided.

Links to detailed information about the [properties](#) used in these web services also is located on this page.

For information on Task web services that are applicable to all task types, see:

- [Delete a Task](#)
- [Launch a Task](#)
- [List Tasks](#)

Create a z/OS Task

	Description
URI	http://host_name/uc/resources/task
HTTP Method	POST
Description	Creates a new z/OS task. To persist <code>syslds</code> , use the <code>retainSyslds</code> property.
Example URI	http://localhost:8080/uc/resources/task
Consumes Content-Type	application/xml, application/json
Produces Content-Type	n/a
Example	See z/OS Task: XML and JSON Examples , below.
Properties	See Properties .

Example Response	<ul style="list-style-type: none"> Status 200 /OK Successfully created the <task type> task with sysId <sysId>.
------------------	--

Modify a z/OS Task

	Description
URI	http://host_name/uc/resources/task
Consumes Content-Type	application/xml, application/json
Produces Content-Type	n/a
HTTP Method	PUT
Description	<p>Modifies the task specified by the sysId in the request.</p> <p>To modify z/OS Task properties without modifying related records, use the excludeRelated property.</p>
Example	See z/OS Task: XML and JSON Examples .
Properties	See Properties .
Example Response	<ul style="list-style-type: none"> Status 200 /OK Successfully updated the <task type> task with sysId <sysId> to version <version>.

Read a z/OS Task

	Description
URI	http://host_name/uc/resources/task
HTTP Method	GET
Description	Retrieves information on the specified task .
Request Parameters	taskId or taskname
Mutually Exclusive Parameters	taskId and taskname
Example URI	<ul style="list-style-type: none"> http://localhost:8080/uc/resources/task?taskname=testTask http://localhost:8080/uc/resources/task?taskId=d26265a2c4f345359d9b356f18a462c1
Consumes Content-Type	n/a
Produces Content-Type	application/xml, application/json

Example Response	<ul style="list-style-type: none"> • Status 200 /OK (See z/OS Task: XML and JSON Examples.) • Status 404 /Not Found A task with id "f87848b00a0001037f43e7c81c8ec969" does not exist.
Properties	See Properties.

z/OS Task: XML and JSON Examples

The [retainSyslds](#) and [version](#) properties are specified as attributes in XML.

Examples	XML	JSON
Example for Task		<pre> { "type": "taskZos", "actions": { "abortActions": [], "emailNotifications": [], "setVariableActions": [], "snmpNotifications": [], "systemOperations": [] }, "agent": "Agent A", "agentVar": null, "autoRestartOption": "Restart From First Job Step", "cpDuration": null, "cpDurationUnit": "Minutes", "credentials": null, "credentialsVar": null, "customField1": { "label": "Domain", "value": "http://qa-cntlr-mssql:8080/uc/" }, "customField2": { "label": null, "value": null }, "deleteOverrideJcl": true, "efDayConstraint": "Nth Day", "efDuration": "00:00:00:00", "efEnabled": false, "efNthAmount": 10, "efOffsetDuration": null, "efOffsetDurationUnit": "Minutes", "efOffsetPercentage": 0, "efOffsetType": "Percentage", "efTime": "00:00", "efType": "Time", "excludeRelated": false, "exclusiveTasks": [], "executionRestriction": "Run", </pre>

```

<taskZos retainSysIds="true" version="1"><actions /><variables /><notes /><virtualResources /><exclusiveTasks /><stepConditions /><restartCriteria /><agent /><agentVar>agentVar</agentVar><cpDuration /><cpDurationUnit>Minutes</cpDurationUnit><credentials /><customField1 label="Domain">web.com</customField1><customField2 /><efDayConstraint>Nth</efDayConstraint><efDuration>00:00:00:00</efDuration><efEnabled>false</efEnabled><efNthAmount>10</efNthAmount><efOffsetDuration /><efOffsetDurationUnit>Minutes</efOffsetDurationUnit><efOffsetPercentage>0</efOffsetPercentage><efOffsetType>Percentage</efOffsetType><efTime>00:00</efTime><efType>Time</efType><executionRestriction>Run</executionRestriction><holdResources>false</holdResources><lfDayConstraint>Nth</lfDayConstraint><lfDuration>00:00:00:00</lfDuration><lfEnabled>false</lfEnabled><lfNthAmount>1</lfNthAmount><lfOffsetDuration /><lfOffsetDurationUnit>Minutes</lfOffsetDurationUnit><lfOffsetPercentage>0</lfOffsetPercentage><lfOffsetType>Percentage</lfOffsetType><lfTime>00:00</lfTime><lfType>Time</lfType><lsDayConstraint>Nth</lsDayConstraint><lsDuration>00:00:00:00</lsDuration><lsEnabled>false</lsEnabled><lsNthAmount>7</lsNthAmount><lsTime>00:00</lsTime><lsType>Time</lsType><name>uc - Test Email</name><opswiseGroups /><resolveNameImmediately>false</resolveNameImmediately><resPriority>10</resPriority><restrictionPeriod>Span</restrictionPeriod><restrictionPeriodAfterDate>2017-11-10</restrictionPeriodAfterDate><restrictionPeriodAfterTime>10:30</restrictionPeriodAfterTime><restrictionPeriodBeforeDate>2017-11-20</restrictionPeriodBeforeDate><restrictionPeriodBeforeTime>15:00</restrictionPeriodBeforeTime><restrictionPeriodDateList /><startHeld>false</startHeld><startHeldReason /><summary>Test Email</summary><sysId>fb59a227517a421a92c15ff5aefe3b66</sysId><twDelayAmount /><timeZonePref>-- System Default --</timeZonePref><twDelayDuration>00:00:00</twDelayDuration><twDelayType>None</twDelayType><twWaitAmount /><twWaitDayConstraint>NONE</twWaitDayConstraint><twWaitDuration>00:00:00:00</twWaitDuration><twWaitTime>00:00</twWaitTime><twWaitType>None</twWaitType><twWorkflowOnly>-- System Default --</twWorkflowOnly><userEstimatedDuration /><autoRestartOption>Restart From First Job Step</autoRestartOption><deleteOverrideJcl>true</deleteOverrideJcl><exitCodeOutput /><exitCodeProcessing>Success Output Contains</exitCodeProcessing><exitCodeText>exitCodeText</exitCodeText><exitCodes>0</exitCodes><jclLocation>jclLocation</jclLocation><jobclassNew>jobclassNew</jobclassNew><jobnameNew>NEWJOBNM</jobnameNew><msgclassNew>MSGCLASSNAME</msgclassNew><outputFailureOnly>true</outputFailureOnly><outputReturnFile /><outputReturnNline>100</outputReturnNline><outputReturnSline>1</outputReturnSline><outputReturnText /><outputReturnTextType>NONE</outputReturnTextType><outputType>STDOUT</outputType><overrideJclDelInstCount>1</overrideJclDelInstCount><overrideJclLocation>OVERRIDEJCLLOC</overrideJclLocation><parameters><parameter><name>TEST</name><value>val</value></parameter></parameters><proclibName /><retryIndefinitely>false</retryIndefinitely><retryInterval>60</retryInterval><retryMaximum>0</retryMaximum><retrySuppressFailure>false</retrySuppressFailure><scheduleId>123</scheduleId><useOverrideLib>true</useOverrideLib><waitForOutput>false</waitForOutput></taskZos>

```

```

"exitCodeOutput": null,
"exitCodeProcessing": "Success Output Contains",
"exitCodeText": "exitCodeText",
"exitCodes": 0,
"holdResources": false,
"jclLocation": "jclLocation",
"jobclassNew": "jobclassNew",
"jobnameNew": "jobnameNew",
"lfDayConstraint": "Nth Day",
"lfDuration": "00:00:00:00",
"lfEnabled": false,
"lfNthAmount": 1,
"lfOffsetDuration": null,
"lfOffsetDurationUnit": "Minutes",
"lfOffsetPercentage": 0,
"lfOffsetType": "Percentage",
"lfTime": "00:00",
"lfType": "Time",
"lsDayConstraint": "Nth Day",
"lsDuration": "00:00:00:00",
"lsEnabled": false,
"lsNthAmount": 7,
"lsTime": "00:00",
"lsType": "Time",
"msgclassNew": "MSGCLASSNAME",
"name": "uc - Test Email",
"notes": [],
"opswiseGroups": null,
"outputFailureOnly": true,
"outputReturnFile": null,
"outputReturnNline": 100,
"outputReturnSline": 1,
"outputReturnText": null,
"outputReturnTextType": null,
"outputType": null,
"overrideJclDelInstCount": 1,
"overrideJclLocation": "OVERRIDEJCLLOC",
"parameters": [
  {
    "name": "TEST",
    "value": "val"
  }
],
"proclibName": null,
"resolveNameImmediately": false,
"resPriority": 10,
"restrictionPeriod": "Span",
"restrictionPeriodAfterDate": "2017-11-10",
"restrictionPeriodAfterTime": "10:30",
"restrictionPeriodBeforeDate": "2017-11-20",
"restrictionPeriodBeforeTime": "15:00",
"restrictionPeriodDateList": [],
"retainSysIds": true,
"retryIndefinitely": false,
"retryInterval": 60,
"retryMaximum": 0,
"retrySuppressFailure": false,
"scheduleId": 123,
"startHeld": false,
"startHeldReason": null,

```

```
"summary": "Test Email",
"sysId":
"fb59a227517a421a92c15ff5aefe3b66",
"timeZonePref": "-- System Default --",
"twDelayAmount": null,
"twDelayDuration": "00:00:00:00",
"twDelayType": "None",
"twWaitAmount": null,
"twWaitDayConstraint": "NONE",
"twWaitDuration": "00:00:00:00",
"twWaitTime": "00:00",
"twWaitType": "None",
"twWorkflowOnly": "-- System Default --",
"useOverrideLib": true,
"userEstimatedDuration": null,
"variables": [],
"version": 1,
"virtualResources": [],
"waitForOutput": false
}
```

See [Task Web Services - Task Actions](#) for XML and JSON examples of task actions.

See [Task Web Services - Task-Related Records](#) for XML and JSON examples of task-related records.

Properties

- See [All Tasks Properties](#)
- See [z/OS Task Properties](#)

Task Web Services - Task Actions

The following Task Action examples are for all task types.

Examples

Examples	XML	JSON
<p>Examples for Task Actions</p>	<p>Abort</p> <pre><abortAction><description /><exitCodes /><notifyOnEarlyFinish>>false</notifyOnEarlyFinish><notifyOnLateFinish>>false</notifyOnLateFinish><notifyOnLateStart>>false</notifyOnLateStart><notifyOnProjectedLate>>false</notifyOnProjectedLate><status>Waiting</status><sysId>ad42c3268468425db6e1580cd53f57f0</sysId><cancelProcess>>false</cancelProcess><haltOnFinish>>false</haltOnFinish><overrideExitCode /></abortAction></pre> <p>Email Notification</p> <pre><emailNotification><description /><exitCodes /><notifyOnEarlyFinish>>false</notifyOnEarlyFinish><notifyOnLateFinish>>false</notifyOnLateFinish><notifyOnLateStart>>false</notifyOnLateStart><notifyOnProjectedLate>>false</notifyOnProjectedLate><status>Success</status><sysId>2b72cdaaf3a145e4bbae5a7ddd24baff</sysId><attachFile>>false</attachFile><attachJobLog>>false</attachJobLog><attachLocalFile>true</attachLocalFile><attachStdError>>false</attachStdError><attachStdOut>true</attachStdOut><bcc /><body>test body</body><cc /><emailConnection>Opwise - Gmail Account</emailConnection><emailTemplateVar /><emailTemplateVar /><fileName /><fileNumLines>100</fileNumLines><fileScanText /><fileStartLine>1</fileStartLine><joblogNumLines>100</joblogNumLines><joblogScanText /><joblogStartLine>1</joblogStartLine><localAttachment>report.pdf</localAttachment><localAttachmentsPath>E:\temp</localAttachmentsPath><replyTo>replyTo@test.com</replyTo><report><groupName /><title>report1</title><userName>ops.admin</userName></report><stderrNumLines>100</stderrNumLines><stderrScanText /><stderrStartLine>1</stderrStartLine><stdoutNumLines>100</stdoutNumLines><stdoutScanText /><stdoutStartLine>1</stdoutStartLine><subject /><to>test@test.com</to></emailNotification></pre> <p>Set Variable</p>	<p>Abort</p> <pre>"abortActions": [{ "cancelProcess": false, "description": null, "exitCodes": null, "haltOnFinish": true, "notifyOnEarlyFinish": false, "notifyOnLateFinish": false, "notifyOnLateStart": false, "notifyOnProjectedLate": false, "overrideExitCode": null, "status": "Waiting", "sysId": "ad42c3268468425db6e1580cd53f57f0" }],</pre> <p>Email Notification</p>

```
<setVariableAction><description /><exitCodes /><notificationOption>
Operation Failure</notificationOption><notifyOnEarlyFinish>>false</n
otifyOnEarlyFinish><notifyOnLateFinish>>false</notifyOnLateFinish><n
otifyOnLateStart>>false</notifyOnLateStart>
<notifyOnProjectedLate>>false</notifyOnProjectedLate>
<status>Waiting</status>
<sysId>f7824e38add745c2bf41017b07697bdf</sysId><variableName>name</
variableName><variableScope>Self</variableScope><variableValue /><
/setVariableAction>
```

SNMP Notification

```
<snmpNotification><description /><exitCodes /><notifyOnEarlyFinish>
false</notifyOnEarlyFinish><notifyOnLateFinish>>false</notifyOnLateF
inish><notifyOnLateStart>>false</notifyOnLateStart>
<notifyOnProjectedLate>>false</notifyOnProjectLate><status>Resource
Requested</status><sysId>1a1ddf2fa7f7466db8b5fc7863fc4ea3</sysId><s
everity>Normal</severity><snmpManager>test manager</snmpManager><
/snmpNotification>
```

System Operation

```
"emailNotifications": [ {
  "attachFile": false,
  "attachJobLog": false,
  "attachLocalFile": true,
  "attachStdError": false,
  "attachStdOut": true,
  "bcc": null,
  "body": "test body",
  "cc": null,
  "description": null,
  "emailConnection": "Opwise - Gmail
Account",
  "emailTemplate": null,
  "emailTemplateVar": null,
  "exitCodes": null,
  "fileName": null,
  "fileNumLines": 100,
  "fileScanText": null,
  "fileStartLine": 1,
  "joblogNumLines": 100,
  "joblogScanText": null,
  "joblogStartLine": 1,
  "localAttachment": "report.pdf",
  "localAttachmentsPath": "E:\temp",
  "notifyOnEarlyFinish": false,
  "notifyOnLateFinish": false,
  "notifyOnLateStart": false,
  "notifyOnProjectedLate": false,
  "replyTo": "replyTo@test.com",
  "report": {
    "groupName": null,
    "title": "report1",
    "userName": "ops.admin"
  },
  "status": "Success",
  "stderrNumLines": 100,
  "stderrScanText": null,
  "stderrStartLine": 1,
  "stdoutNumLines": 100,
  "stdoutScanText": null,
  "stdoutStartLine": 1,
  "subject": null,
  "sysId":
"2b72cdaaf3a145e4bbae5a7ddd24baff",
  "to": "test@test.com"
}
],
```

Set Variable

```

<systemOperation><description /><exitCodes /><notifyOnEarlyFinish>f
alse</notifyOnEarlyFinish><notifyOnLateFinish>>false</notifyOnLateFi
nish><notifyOnLateStart>>false</notifyOnLateStart>
<notifyOnProjectedLate>>false</notifyOnProjectedLate>
<status>Held</status><sysId>742beaf652834054bledc37e6423700d</sysId
><agent /><agentCluster /><agentClusterVar /><agentVar /><execComma
nd>Cancel</execCommand><execCriteria>Oldest Active Instance</execCr
iteria><execId /><execLookupOption>Task</execLookupOption><execName
 /><execWorkflowNameCond /><execWorkflowName /><limit /><notificati
onOption>Operation Failure
</notificationOption>
<operation>Run Task Instance Command</operation>
  <overrideTriggerDateOffset>1</overrideTriggerDateOffset>
  <overrideTriggerDateTime>>true</overrideTriggerDateTime>
  <overrideTriggerTime>3:20</overrideTriggerTime>
  <task>Opwise - B=${B}</task>
  <taskLimitType>Unlimited</taskLimitType>
  <taskVar />
  <trigger />
  <triggerVar />
  <variables>
    <variable>
      <name>var1</name>
      <value>vall</value>
    </variable>
    <variable>
      <name>var2</name>
      <value>val2</value>
    </variable>
  </variables>
  <variablesUnresolved>>false</variablesUnresolved>
  <variablesUnresolved />
  <virtualResource /><virtualResourceVar />
</systemOperation>

```

```

"setVariableActions": [ {
  "description": null,
  "exitCodes": null,
  "notificationOption": "Operation
Failure",
  "notifyOnEarlyFinish": false,
  "notifyOnLateFinish": false,
  "notifyOnLateStart": false,
  "notifyOnProjectedLate": false,
  "status": "Waiting",
  "sysId":
"f7824e38add745c2bf41017b07697bdf",
  "variableName": "name",
  "variableScope": "Self",
  "variableValue": null
}
],

```

SNMP Notification

```

"snmpNotifications": [ {
  "description": null,
  "exitCodes": null,
  "notifyOnEarlyFinish": false,
  "notifyOnLateFinish": false,
  "notifyOnLateStart": false,
  "notifyOnProjectedLate": false,
  "severity": "Normal",
  "snmpManager": "test manager",
  "status": "Resource Requested",
  "sysId":
"1alddf2fa7f7466db8b5fc7863fc4ea3"
}
],

```

System Operation

```

"systemOperations": [ {
  "agent": null,
  "agentCluster": null,
  "agentClusterVar": null,
  "agentVar": null,
  "description": null,
  "execCommand": "Cancel",
  "execCriteria": "Oldest Active Instance",
  "execId": null,
  "execLookupOption": "Task",
  "execName": null,
  "execWorkflowNameCond": null,
  "execWorkflowName": null,
  "exitCodes": null,
  "limit": null,
  "notificationOption": "Operation Failure",
  "notifyOnEarlyFinish": false,
  "notifyOnLateFinish": false,
  "notifyOnLateStart": false,
  "notifyOnProjectedLate": false,
  "operation": "Run Task Instance Command",
  "overrideTriggerDateOffset": 1,
  "overrideTriggerDateTime": true,
  "overrideTriggerTime": "3:20",
  "task": "Opwise - B=${B}",
  "taskLimitType": "Unlimited",
  "taskVar": null,
  "trigger": null,
  "triggerVar": null,
  "status": "Held",
  "sysId":
"742beaf652834054b1edc37e6423700d",
  "variables": [ {
    "name": "var1",
    "value": "val1"
  },
  {
    "name": "var2",
    "value": "val2"
  } ],
  "variablesUnresolved": false,
  "virtualResource": null,
  "virtualResourceVar": null
} ]

```

Properties

See the [Task Action Properties](#) page for information on all task action properties.

- [Abort Action](#)
- [Email Notification Action](#)

- [Set Variable Action](#)
- [SNMP Notification Action](#)
- [System Operation Action](#)

Task action properties are the same for every task type.

Task Web Services - Task-Related Records

Examples

The following examples are for task-related records for all task types except where noted otherwise.

Examples	XML	JSON
<p>Examples for Task-Related Records</p>	<p>Advanced Criteria (Email Monitor Tasks only)</p> <pre data-bbox="380 472 1558 597"><emailCriteria><emailCriterion><body /><bodyFilter>None</bodyFilter><caseSensitive>false</caseSensitive><cc>test@test.com</cc><ccFilter>Equals</ccFilter><filterLogic>Or</filterLogic><from /><fromFilter>None</fromFilter><subject /><subjectFilter>None</subjectFilter><to>test@test.com</to><toFilter>Equals</toFilter></emailCriterion></emailCriteria></pre> <p>Mutually Exclusive Tasks</p> <pre data-bbox="380 716 1558 797"><exclusiveTasks><exclusiveTask><sysId>5d2c0886b69745aa916a755602a1b77f</sysId><task>Sleep 0<taskType>Direct<type></exclusiveTask><exclusiveTask><sysId>c1342b7597f9492e927ce24c5126f9d4</sysId><task>Sleep 30</task><type>Direct</type></exclusiveTask></exclusiveTasks></pre> <p>Notes</p> <pre data-bbox="380 943 1558 1019"><notes><note><sysId>8122cc80fbbdb4e12b2c7118c172038fc</sysId><text>note2 text</text><title>note2</title></note><note><sysId>eb95737f44664bd3bd4002690e00d715</sysId><text>note1 text</text><title>note1</title></note></notes></pre> <p>Restart Criteria (z/OS Tasks only)</p> <pre data-bbox="380 1154 1558 1328"><restartCriteria><restartCriterion><directives><directive><type>Start</type><procedure /><step></step></directive><directive><type>Skip</type><procedure /><step>0</step></directive></directives><evaluationOrder>3</evaluationOrder><programName /><stepName /><restartOption>Restart Using Directives</restartOption><stepCodes>S806</stepCodes><stepName>S5</stepName><sysId>76ce212c7757451e86c0f9232201b2ef</sysId></restartCriterion> ... </restartCriteria></pre> <p>RunTime Parameters (PeopleSoft Tasks only)</p>	<p>Advanced Criteria (Email Monitor Tasks only)</p> <pre data-bbox="1583 521 1957 829">"emailCriteria": [{ "body": null, "bodyFilter": "None", "caseSensitive": false, "cc": "test@test.com", "ccFilter": "Equals", "filterLogic": "Or", "from": null, "fromFilter": "None", "subject": null, "subjectFilter": "None", "to": "test@test.com", "toFilter": "Equals" }]</pre> <p>Mutually Exclusive Tasks</p> <pre data-bbox="1583 1057 1957 1382">"exclusiveTasks": [{ "sysId": "5d2c0886b69745aa916a755602a1b77f", "task": "Sleep 0", "type": "Direct" }, { "sysId": "c1342b7597f9492e927ce24c5126f9d4", "task": "Sleep 30", "type": "Direct" }]</pre>

```
<runtimeParameters><runtimeParameter><parameterName>RTP-1</parameterName><parameterValue>100</parameterValue><processName>TREETOVER</processName><processType>Application Engine</processType><sysId>4f5bb3fda5874dac8bb1897382d1317d</sysId></runtimeParameter></runtimeParameters>
```

Step Conditions (z/OS Tasks only)

```
<stepConditions><stepCondition><programName>*</programName><pstepName>*</pstepName><stepAction>Continue/Success</stepAction><stepCodes>1-4095</stepCodes><stepName>*</stepName><stepOrder>1</stepOrder><sysId>1481337495c04883b007dac298a088a9</sysId></stepCondition>
...
</stepConditions>
```

Stored Procedure Parameters (Stored Procedure Tasks only)

(Set only if resultProcessing is Success Output Parameter or Failure Output Parameter.)

```
<storedProcParams><storedProcParam><description /><isNull>>false</isNull><ivalue /><ovalue /><paramMode>Output</paramMode><paramType>VARCHAR</paramType><paramVar>var</paramVar><pos>2</pos><sysId>5cad4c1b80694f90a968c6fb4113a3e6</sysId><variableScope>Self</variableScope></storedProcParam></storedProcParams>
```

Variables

```
<variables><variable><description>description</description><name>var1</name><sysId>76af48c246954c128ef90da254044618</sysId><value>value1</value></variable><variable><description /><name>var2</name><sysId>899912878e4b4a36848269dc8a75dc1c</sysId><value>value2</value></variable></variables>
```

Virtual Resources

```
<virtualResources><virtualResource><amount>1</amount><resource>R1</resource><resourceVar /><sysId>4f5bb3fda5874dac8bb1897382d1317d</sysId></virtualResource><virtualResource><amount>20</amount><resource /><resourceVar>${VR} /resourceVar<sysId>4f5bb3fda5874dac8bb1897382d1317d</sysId></virtualResource></virtualResources>
```

Notes

```
"notes": [ {
  "sysId":
  "8122cc80fbd4e12b2c7118c172038fc",
  "text": "note2 text",
  "title": "note2"
},
{
  "sysId":
  "eb95737f44664bd3bd4002690e00d715",
  "text": "note1 text",
  "title": "note1"
} ]
```

Restart Criteria (z/OS Tasks only)

```
"restartCriteria": [ {
  "directives": [
    {
      "type": "Start",
      "procedure": null,
      "step": "-3"
    },
    {
      "type": "Skip",
      "procedure": null,
      "step": 0
    }
  ]
  "evaluationOrder": 3,
  "programName": null,
  "pstepName": null,
  "restartOption": "Restart Using Directives",
  "stepCodes": "S806",
  "stepName": "S5",
  "sysId":
  "76ce212c7757451e86c0f9232201b2ef"
} ]
```

RunTime Parameters (PeopleSoft Tasks only)

```
"runtimeParameters": [ {
  parameterName": "RTP-1",
  parameterValue": 100,
  processName": "TREETREEMOVER",
  processType": "Application
Engine",
  sysId":
"4f5bb3fda5874dac8bb1897382d1
317d"
} ]
```

Step Conditions (z/OS Tasks only)

```
"stepConditions": [ {
  programName": "*",
  pstepName": "*",
  stepAction": "Continue
/Success",
  stepCodes": "1-4095",
  stepName": "*",
  stepOrder": 1,
  sysId":
"1481337495c04883b007dac298a0
88a9"
} ]
```

Stored Procedure Parameters (Stored Procedure Tasks only)

```
"storedProcParams": [ {
  "description": null,
  "isNull": false,
  "iValue": null,
  "oValue": null,
  "paramMode": "Output",
  "paramType": "VARCHAR",
  "paramVar": "var",
  "pos": 2,
  "variableScope": "Self"
} ]
```

Variables

```
"variables": [ {
  "description":
  "description",
  "name": "var1",
  "sysId":
  "76af48c246954c128ef90da25404
  4618",
  "value": "value1"
},
{
  "description": null,
  "name": "var2",
  "sysId":
  "899912878e4b4a36848269dc8a75
  dc1c",
  "value": "value2"
} ]
```

Virtual Resources

	<pre> "virtualResources": [{ "amount": 1, "resource": "R1", "resourceVar": null, "sysId": "11ea6bd3476f4fab8c2b4c3b4716 532c" }, { "amount": 20, "resource": null, "resourceVar": "\${VR}", "sysId": "3879a075b0fa4ccaa68966495b12 c6f1" }] </pre>
--	--

Properties

See the [Task-Related Records Properties](#) page for information on all task-related records properties.

Click the links in the following table to view properties for specific task-related records on that page.

Note



As shown in the following table, some task-related records are specific to a single task type.

Task-Related Records	Task Type
Advanced Criteria	Email Monitor
Mutually Exclusive Tasks	All
Notes	All
Restart Criteria	z/OS
RunTime Parameters	PeopleSoft
Step Conditions	z/OS
Stored Procedure Parameters	Stored Procedure
Variables in Tasks Properties	All
Virtual Resources Properties	All

Task Web Services - Properties

There are task web service properties for:

- All tasks properties
- Task-specific properties
- Task action properties
- Task-related records properties
- Workflow task-related records properties

Task Properties


- [All Tasks Properties](#)
- [Application Control Task Properties](#)
- [Email Task Properties](#)
- [Email Monitor Task Properties](#)
- [Agent File Monitor Task Properties](#)
- [File Transfer Task Properties](#)
- [Remote File Monitor Task Properties](#)
- [Linux Unix Task Properties](#)
- [SAP Task Properties](#)
- [SQL Task Properties](#)
- [Stored Procedure Task Properties](#)
- [System Monitor Task Properties](#)
- [Task Monitor Task Properties](#)
- [Timer Task Properties](#)
- [Universal Command Task Properties](#)
- [Universal Task Properties](#)
- [Variable Monitor Task Properties](#)
- [Web Service Task Properties](#)
- [Windows Task Properties](#)
- [Workflow Task Properties](#)
- [z/OS Task Properties](#)

All Tasks Properties

All Tasks Properties


Property	UI Field Name	Description	Specifications	Required	Mutually Exclusive With
agent	Agent	For Agent-based task types only; Name of the Agent to use.		Y (unless agentVar, agentCluster, agentClusterVar, broadcastCluster, or broadcastClusterVar is specified)	agentVar, broadcastCluster, and broadcastClusterVar
agentCluster	Agent Cluster	For Agent-based task types only; Group of Agents, one of which the Controller will choose to run this task (compare with broadcastCluster).		Y (unless agentClusterVar, agent, agentVar, broadcastCluster, or broadcastClusterVar is specified)	agentClusterVar, broadcastCluster, and broadcastClusterVar
agentClusterVar	Agent Cluster Variable	For Agent-based task types only; Name of a variable that will be resolved at run time to the name of the Agent Cluster to use.	Format: \${variable name}.	Y (unless agentCluster, agent, agentVar, broadcastCluster, or broadcastClusterVar is specified)	agentCluster, broadcastCluster, and broadcastClusterVar
agentVar	Agent Variable	For Agent-based task types only; Name of a variable that will be resolved at run time to the name of the Agent to use.	Format: \${variable name}.	Y (unless agent, agentCluster, agentClusterVar, broadcastCluster, or broadcastClusterVar is specified)	agent, broadcastCluster, and broadcastClusterVar
broadcastCluster	Cluster Broadcast	For Agent-based task types only; Group of Agents, all of which will run this task (compare with agentCluster). Each instance of the task running on its own Agent becomes a separate task instance record in the database and displays separately on the Activity Monitor.		Y (unless broadcastClusterVar, agent, agentVar, agentCluster, or agentClusterVar, is specified)	broadcastClusterVar, agent, agentVar, agentCluster, and agentClusterVar
broadcastClusterVar	Cluster Broadcast Variable	For Agent-based task types only; Name of a variable that will be resolved at run time to the name of the Cluster Broadcast to use.	Format: \${variable name}	Y (unless broadcastCluster, agent, agentVar, agentCluster, or agentClusterVar, is specified)	broadcastCluster, agent, agentVar, agentCluster, and agentClusterVar
cpDuration	CP Duration	Used with cpDurationUnit; Allows override of the estimated Critical Path Duration of the task when running in a Workflow. In most cases, cpDuration and cpDurationUnit are not used, which implies that the Controller will estimate the Critical Path Duration based on historical executions.	Integer; Valid values are 0 or greater. Variables and Functions are supported.	N	

cpDurationUnit	CP Duration Unit	Used with the cpDuration; type of Critical Path Duration. For example, for a Critical Path Duration of two minutes, specify 2 in cpDuration and Minutes in cpDurationUnit.	Valid Values: <ul style="list-style-type: none"> As String = Seconds, As Value = 1 As String = Minutes, As Value = 2 As String = Hours, As Value = 3 Default is Minutes (2).	N	
credentials	Credentials	For Agent-based task types only; Credentials under which an Agent runs this task. These credentials override any credentials provided in the Agent Details for any Agent running this task.		N	credential sVar
credential sVar	Credentials Variable	For Agent-based task types only; Name of a variable that will be resolved at run time to the name of the Credentials to use.		N	credentials
customField d1	n/a	User-Defined field. Example: <customField1 label="Domain">web.com</customField1>	The label is included only if a value has been defined for the User Defined Task Field Label 1 Universal Controller system property.	N	
customField d2	n/a	User-Defined field. Example: <customField2 label="Domain">web.com</customField2>	The label is included only if a value has been defined for the User Defined Task Field Label 2 Universal Controller system property.	N	
efDayConst raint	Early Finish Day Constraint	If efType = Time (1); Specification for whether or not to advance the early finish time to another day.	Valid values: <ul style="list-style-type: none"> As String = None, As Value = 0 As String = Same Day, As Value = 1 As String = Next Day, As Value = 2 As String = Next Business Day, As Value = 3 As String = Sunday, As Value = 4 As String = Monday, As Value = 5 As String = Tuesday, As Value = 6 As String = Wednesday, As Value = 7 As String = Thursday, As Value = 8 As String = Friday, As Value = 9 As String = Saturday, As Value = 10 As String = Nth Day, As Value = 11 Default is None (0).	N	
efDuration	Early Finish Duration	If efType = Duration (2); Shortest amount of time this task instance should take to run.	Format = dd:hh:mm:ss	N	
efEnabled	Early Finish	Specification that if the task instance finishes before the specified efDuration or efTime, the task instance is flagged as early.	Boolean; Valid values: true/false. Default is false.	N	
efOffsetDu ration	Early Finish Duration Offset (-)	if efOffsetType is Duration (2); Duration offset to subtract from the Average Duration.	Integer; Valid values are 0 or greater. Variables and Functions are supported.	Y (if efOffsetType = Duration (2)).	efOffsetPe rcentage
efOffsetDu rationUnit	Early Finish Duration Offset Unit	Used with the efOffsetDuration; Type of Early Finish Duration Offset. For example, for an Early Finish Duration Offset of two minutes, specify 2 in efOffsetDuration and Minutes in efOffsetDurationUnit.	Valid Values: <ul style="list-style-type: none"> As String = Seconds, As Value = 1 As String = Minutes, As Value = 2 As String = Hours, As Value = 3 Default is Minutes (2).	N	
efOffsetPe rcentage	Early Finish Offset Type	If efOffsetType is Percentage (1); Percentage offset to subtract from the Average Duration.	Integer; Valid values are 0 to 100. Default is 0.	Y (if efOffsetType = Percentage (1)).	efOffsetDu ration
efOffsetTy pe	Early Finish Offset Type	If efType = Average Duration (5); Specification for the type of offset to apply to the Average Duration.	Valid values: <ul style="list-style-type: none"> As String = Percentage, As Value = 1. As String = Duration, As Value = 2. Default is Percentage (1).	N	
efTime	Early Finish Time	If efType = Time (1); Time before which the task finish time is considered early. That is, the time at which the task should still be running.	Format = hh:mm, 24-hour time. Default is 00:00.	N	

efType	Early Finish Type	Type of early finish.	Valid values: <ul style="list-style-type: none"> As String = Time, As Value = 1. As String = Duration, As Value = 2. As String = Average Duration, As Value = 5. Default is Time (1).	Y (if efEnabled is true)	
excludeRelated	n/a	For Modify task JSON web services; specification for whether or not to exclude related records (Actions, Mutually Exclusive Tasks, Notes, Variables in Tasks, Virtual Resources) from the update, even if they are provided in the request. Note  In XML web services, excludeRelated is specified as an attribute in the <task type> element.	Valid values: true/false (default is false).	N	
executionRestriction	Execution Restriction	For tasks in a workflow; Specification for whether or not there is a restriction for this task to be run, skipped, or held.	Valid values: <ul style="list-style-type: none"> As String = -- None --, As Value = 1 As String = Run, As Value = 2 As String = Skip, As Value = 3 As String = Hold, As Value = 4 Default is -- None -- (1).	N	
holdResources	Hold Resources on Failure	Specification for the task instance to continue to hold Renewable resources if the task instance fails. Renewable resources will be returned only if the task instance status is either Complete, Finished, or Skipped. Deprecated for Workflow tasks.	Boolean; Valid values: true/false. Default is false.	N	
lfDayConstraint	Late Finish Day Constraint	If lfType = Time (1); Specification for whether or not to advance the late finish time to another day.	Valid values: <ul style="list-style-type: none"> As String = None, As Value = 0 As String = Same Day, As Value = 1 As String = Next Day, As Value = 2 As String = Next Business Day, As Value = 3 As String = Sunday, As Value = 4 As String = Monday, As Value = 5 As String = Tuesday, As Value = 6 As String = Wednesday, As Value = 7 As String = Thursday, As Value = 8 As String = Friday, As Value = 9 As String = Saturday, As Value = 10 As String = Nth Day, As Value = 11 Default is None (0).	N	
lfDuration	Late Finish Duration	If lfType = Duration (2); Longest amount of time this task instance should take to run.	Format = dd:hh:mm:ss	N	
lfEnabled	Late Finish	Specification that if the task instance finishes after the specified lfDuration or lfTime, the task instance is flagged as late.	Boolean; Valid values: true/false. Default is false.	N	
lfOffsetDuration	Late Finish Duration Offset (+)	If lfOffsetType is Duration (2); Duration offset to add to the Average Duration.	Integer; Valid values are 0 or greater. Variables and Functions are supported.	Y (if lfOffsetType = Duration (2)).	lfOffsetPercentage
lfOffsetDurationUnit	Late Finish Duration Offset Unit	Used with the lfOffsetDuration; type of Late Finish Duration Offset. For example, for a Late Finish Duration Offset of two minutes, specify 2 in lfOffsetDuration and Minutes in lfOffsetDurationUnit.	Valid Values: <ul style="list-style-type: none"> As String = Seconds, As Value = 1 As String = Minutes, As Value = 2 As String = Hours, As Value = 3 Default is Minutes (2).	N	
lfOffsetPercentage	Late Finish Percentage Offset (+)	If lfOffsetType is Percentage (1); Percentage offset to add to the Average Duration.	Integer; Valid values are 0 to 100. Default is 0.	Y (if lfOffsetType = Percentage (1)).	lfOffsetDuration

lfOffsetType	Late Finish Offset Type	If lfType is Average Duration (5); Specification for the type of offset to apply to the Average Duration.	Valid Values: <ul style="list-style-type: none"> As String = Percentage, As Value = 1 As String = Duration, As Value = 2 Default is Percentage (1).	N	
lfTime	Late Finish Time	If lfType = Time (1); Time after which the task finish time is considered late.	Format = hh:mm. Default is 00:00.	N	
lfType	Late Finish Type	Type of late finish.	Valid values: <ul style="list-style-type: none"> As String = Time, As Value = 1 As String = Duration, As Value = 2 As String = Average Duration, As Value = 5 Default is Time (1).	Y (if lfEnabled is true)	
lsDayConstraint	Late Start Day Constraint	If lsType = Time (1); Specification for whether or not to advance the late start time to another day.	Valid values: <ul style="list-style-type: none"> As String = None, As Value = 0 As String = Same Day, As Value = 1 As String = Next Day, As Value = 2 As String = Next Business Day, As Value = 3 As String = Sunday, As Value = 4 As String = Monday, As Value = 5 As String = Tuesday, As Value = 6 As String = Wednesday, As Value = 7 As String = Thursday, As Value = 8 As String = Friday, As Value = 9 As String = Saturday, As Value = 10 As String = Nth Day, As Value = 11 Default is None (0).	N	
lsDuration	Late Start Duration	If lsType = Duration (2); Duration (amount of relative time) after which the task is considered to have started late.	Format = dd:hh:mm:ss	N	
lsEnabled	Late Start	Specification that if the task instance starts after the specified lsDuration or lsTime, the task instance is flagged as late.	Boolean; Valid values: true/false. Default is false.	N	
lsTime	Late Start Time	If lsType = Time (1); Time after which the task start time is considered late.	Format = hh:mm. Default is 00:00.	N	
lsType	Late Start Type	Type of late start.	Valid values: <ul style="list-style-type: none"> As String = Time, As Value = 1 As String = Duration, As Value = 2 Default is Time (1).	Y (if lsEnabled is true)	
name	Task Name	Name of this task.		Y	
opswiseGroups	Member of Business Services	List of Business Services that this task belongs to: XML <div style="border: 1px solid black; padding: 5px; margin: 5px 0;"> <pre><opswiseGroups><opswiseGroup>test</opswiseGroup></opswiseGroups></pre> </div> JSON <div style="border: 1px solid black; padding: 5px; margin: 5px 0;"> <pre>"opswiseGroups" : ["1", "2"]</pre> </div>		N	

resolveNameImmediately	Resolve Name Immediately	Specification for whether or not to resolve the Instance Name of the task instance at trigger/launch time.	Boolean; Valid values: true/false. Default is false.	N	
resPriority	Virtual Resource Priority	Priority for acquiring a resource when two or more tasks are waiting for the resource. This priority applies to all resources required by the task.	Integer; Valid values: 1 (high) - 20 (low). Default is 10.	N	
restrictionPeriod	Restriction Period	If <code>[[executionRestriction]] = Run, Skip, or Hold</code> ; Period of time when the task is restricted.	Valid values: <ul style="list-style-type: none"> As String = -- None --, As Value = 1 As String = Before, As Value = 2 As String = After, As Value = 3 As String = Span, As Value = 4 As String = On, As Value = 5 Default is -- None -- (1).	N	
restrictionPeriodAfterDate	After Date	If <code>restrictionPeriod = After or Span</code> ; Date after which the restriction is valid.		N	
restrictionPeriodBeforeDate	Before Date	If <code>restrictionPeriod = Before or Span</code> ; Date before which the restriction is valid.		N	
restrictionPeriodDateList	Date List	If <code>restrictionPeriod = On</code> ; Date(s) on which the restriction is valid.		N	
retainSysIds	n/a	For Create web services; specification for whether or not the web service should persist the <code>sysId</code> property. <ul style="list-style-type: none"> If <code>retainSysIds</code> is true and <code>sysId</code> is included in the request/response, <code>sysId</code> will be persisted to the database. If <code>retainSysIds</code> is false and <code>sysId</code> is included in the request/response, <code>sysId</code> will be ignored; it will be autogenerated by the Controller. Note In XML web services, <code>retainSysIds</code> is specified as an attribute in the <code><task type></code> element.	Valid values: true/false (default is true).	Yes (for Read)	
startHeld	Hold on Start	Specification for whether or not when the task is launched, it appears in the Activity Monitor with a status of Held . The task runs when the user releases it.	Boolean; Valid values: true/false. Default is false.	N	
startHeldReason	Hold Reason	Information about why the task will be put on hold when it starts.		N	
summary	Task Description	User-defined description of this task.		N	
sysId	n/a	<code>sys_id</code> used within the Controller to identify this task instance.	Persisted only if retainSysIds is set to true.	N	
twDelayAmount	Delay Duration In Seconds	If <code>twDelayType = Seconds (3)</code> ; Number of seconds to delay after starting the task.		N	
twDelayDuration	Delay Duration	If <code>twDelayType = Duration (2)</code> ; Number of days, hours, minutes, and seconds to delay after starting the task.	Format = dd:hh:mm:ss	N	
twDelayType	Delay On Start	Amount of time to delay the start of a task, after it has been launched, from the time that it is eligible to start; that is, all dependencies have been met. For example: it is not being held, it is not waiting on any predecessors, or there is no wait time specified.	Valid values: <ul style="list-style-type: none"> As String = None, As Value = 0 As String = Duration, As Value = 1 As String = Seconds, As Value = 2 Default is None (0).	N	
twWaitAmount	Wait Duration In Seconds	If <code>twWaitType = Seconds (3)</code> ; Number of seconds to wait before starting the task.		N	

twWaitDayConstraint	Wait Day Constraint	If twWaitType = Time (1) or Relative Time (4). Specification for whether or not to advance the wait time to another day.	Valid values: <ul style="list-style-type: none"> • As String = None, As Value = 0 • As String = Same Day, As Value = 1 • As String = Next Day, As Value = 2 • As String = Next Business Day, As Value = 3 • As String = Sunday, As Value = 4 • As String = Monday, As Value = 5 • As String = Tuesday, As Value = 6 • As String = Wednesday, As Value = 7 • As String = Thursday, As Value = 8 • As String = Friday, As Value = 9 • As String = Saturday, As Value = 10 Default is None (0).	N	
twWaitDuration	Wait Duration	If twWaitType = Duration; Number of days, hours, minutes, and seconds to wait before starting the task.	Format = dd:hh:mm:ss	N	
twWaitTime	Wait Time	If twWaitType = Time (1) or Relative Time (4); Number of hours and minutes to wait before starting the task.	Format = hh:mm	N	
twWaitType	Wait To Start	Amount of time to wait before starting a task from the time that it was launched.	Valid values: <ul style="list-style-type: none"> • As String = None, As Value = 0 • As String = Time, As Value = 1 • As String = Duration, As Value = 2 • As String = Seconds, As Value = 3 • As String = Relative Time, As Value = 4 Default is None (0).	N	
twWorkflowOnly	Workflow Only	Specification for whether or not to apply the twWaitType and twDelayType specifications only if the task is in a Workflow.	Valid values: <ul style="list-style-type: none"> • As String = -- System Default --, As Value = 0 • As String = Yes, As Value = 1 • As String = No, As Value = 2 Default is -- System Default -- (0).	N	
userEstimatedDuration	User Estimated Duration	Estimated amount of time it should normally take to run this task.	Format = dd:hh:mm:ss	Y (if efType = Average Duration (5) or lfType = Average Duration (5))	
version	n/a	For Read and List task web services; specification of the task version being read or listed. Note  In XML web services, version is specified as an attribute in the <task type> element.		Yes	

Application Control Task Properties

Application Control Task

Property	UI Field Name	Description	Specifications	Required
application	Application	Name of the Application resource record. The Application resource defines where the software application is running; it also defines the start, stop, and query commands for the application.		Y
command	Command	Command that this task is executing against the software application.	Valid values: <ul style="list-style-type: none"> • As String = QUERY, As Value = 0 • As String = START, As Value = 1 • As String = STOP, As Value = 2 Default is QUERY (0).	N

Email Task Properties

Email Task

Property	UI Field Name	Description	Specifications	Required	Mutually Exclusive With
attachLocalFile	Attach Local File	Specification for whether or not a local file is attached.	Specification for whether or not a local file is attached.	N	
bccRecipients	Bcc	Email address of the party being sent a blind (hidden) copy of the email, if any.	Use commas to separate multiple recipients. Variables and functions are supported.	N	
body	Body	Text of the email message.	Variables and functions are supported. If both the email <code>template</code> and the email task contain text in the body, the text is appended.	N	
ccRecipients	Cc	Email address of the party being sent a copy of the email, if any.	Use commas to separate multiple recipients. Variables and functions are supported.	N	
connection	Email Connection	Name of an Email Connection .	An Email Connection specifies information about an email server. If you specify both an Email <code>template</code> and an Email <code>connection</code> , the Email <code>connection</code> overrides the Email Connection specified by the Email <code>template</code> .	Y (unless an Email <code>template</code> is specified)	
localAttachmentsPath	Local Attachments Path	Location of Local Attachments for the connected Node.		N	
localAttachment	Local Attachment	Name of the file(s) to attach.		N	
replyTo	Reply-To	Email address of the sender.	Use commas to separate multiple recipients. Variables and functions are supported.	N	

report	Report	<p>Report to attach to this email; if <code>reportVar</code> is specified, <code>report</code> is ignored.</p>	<p>Reports do not have to be unique by Title. However, reports with the same Title must be unique per Visibility: per User, per Group, and per Everyone.</p> <p>Therefore, when specifying a report reference, both the Title and Visibility must be specified.</p> <p>To define a report reference for a report with Title XYZ that is visible to user john.doe, you would specify:</p> <pre><report><title>XYZ</title><userName>john.doe</userName><groupName /></report></pre> <p>To define a report reference for a report with Title XYZ that is visible to group Operators, you would specify:</p> <pre><report><title>XYZ</title><userName /><groupName>Operators</groupName></report></pre> <p>To define a report reference for a report with title XYZ that is visible to Everyone, you would specify:</p> <pre><report><title>XYZ</title><groupName /><userName /></report></pre>	N	reportVar
reportVar	Report Variable	Name of a variable that will be resolved at run time to the name of the Report to use.		N	report
subject	Subject	Subject line of the email.	Variables and functions are supported.	N	
template	Email Template	Name of an Email Template	An Email Template allows you to specify standard recipients and text for outgoing emails. Every Email Template specifies an Email connection. If you do not specify an Email template, you must specify an Email connection. If you specify both an Email template and an Email connection, the Email server specified by the Email connection overrides the Email server specified in the Email template. (Any information specified in an Email task overrides what is specified in an Email Template.)	N	
templateVar	Email Template Variable	Name of a variable that will be resolved at run time to the name of an Email Template to use.	Format: \${variable name}.	N	
toRecipients	To	Email address of the recipient.	Use commas to separate multiple recipients. Variables and functions are supported.	N	

Email Monitor Task Properties

Email Monitor Task

Property	UI Field Name	Description	Specifications	Required	Mutually Exclusive With
action	Action	Action to take on mail that matches the filter.	Valid values: <ul style="list-style-type: none"> As String = Mark As Read, As Value = 1 As String = Delete, As Value = 2 As String = Delete/Mark As Read, As Value = 3 As String = Move, As Value = 4 As String = Move/Mark As Read, As Value = 5 Default is Mark As Read (1).	N	
body	Body	If useAdvancedCriteria is false and bodyFilter is any value other than None, Is Blank, or Is Not Blank; bodyFilter condition value.		N	
bodyBeginMarker	Body Begin Marker	If bodyVariables is Within Custom Markers; Value that demarks the place within the Email body to start processing variables.		N	
bodyEndMarker	Body End Marker	If bodyVariables is Within Custom Markers; Value that demarks the place within the Email body to stop processing variables.		N	
bodyFilter	Body Filter	If useAdvancedCriteria is false; body filter condition to apply.	Valid values: <ul style="list-style-type: none"> As String = None, As Value = 0 As String = Equals, As Value = 1 As String = Starts With, As Value = 2 As String = Contains, As Value = 3 As String = Ends With, As Value = 4 As String = Dos Not Equal, As Value = 5 As String = Dos Not Start With, As Value = 6 As String = Does Not Contain, As Value = 7 As String = Dos Not End With, As Value = 8 As String = Is Blank, As Value = 9 As String = Is Not Blank, As Value = 10 As String = Regex, As Value = 11 Default is None (0).	N	
bodyVariables	Body Variables	Specification for whether to parse the Email body for name/value pairs to create variables from. <ul style="list-style-type: none"> If None is selected, no processing of the Email body will occur. If When Within Body is selected, the entire body of the Email will be scanned for a "=" (equal sign) and any lines containing a "=" will be variabilized as long as the text to the left of the "=" conforms to the naming standards for variables. If Within Default Markers or Within Custom Markers is selected, the processing for each will be the same, with the only difference being the demarcation values. <ul style="list-style-type: none"> For Default Markers, the marker begin and end values are defined by the Email Body Default Begin Marker and Email Body Default End Marker Universal Controller system properties. <ul style="list-style-type: none"> For Custom Markers, the begin and end markers are explicitly defined. When markers are used, all lines of the Email body between the begin and end markers will be variabilized in accordance to java properties. Any lines of the Email body outside the markers will be ignored with respect to variabilization. 	Valid values: <ul style="list-style-type: none"> As String = None, As Value = 0 As String = Within Body, As Value = 1 As String = Within Default Markers, As Value = 2 As String = Within Custom Markers, As Value = 3 Default is None (0).	N	

caseSensitive	Case Sensitive	If useAdvancedCriteria is false; Text-based filters should be treated as case-sensitive.	Boolean; Valid values: true/false. Default is false.	N	
cc	Cc	If useAdvancedCriteria is false and ccFilter is any value other than None, Is Blank, or Is Not Blank; ccFilter condition value.		N	
ccFilter	Cc Filter	If useAdvancedCriteria is false; cc filter condition to apply.	Valid values: <ul style="list-style-type: none"> As String = None, As Value = 0 As String = Equals, As Value = 1 As String = Contains, As Value = 3 As String = Dos Not Equal, As Value = 5 As String = Does Not Contain, As Value = 7 As String = Is Blank, As Value = 9 As String = Is Not Blank, As Value = 10 As String = Regex, As Value = 11 Default is None (0).	N	
connection	Email Connection	Email Connection name.		N	connection Var
connectionVar	Email Connection Variable	Name of a variable that will be resolved at run time to the name of the Email Connection to use.		N	connection
contentProcessingType	Email Content Processing	Method for determining the success or failure of this task based on Email content.	Valid values: <ul style="list-style-type: none"> As String = -- None --, As Value = 0 As String = Success Body Contains , As Value = 1 As String = Failure Body Contains , As Value = 2 As String = Success Body Does Not Contain, As Value = 3 As String = Failure Body Does Not Contain, As Value = 4 As String = Success Subject Contains k, As Value = 5 As String = Failure Subject Contains , As Value = 6 As String = Success Subject Does Not Contain , As Value = 7 As String = Failure Subject Does Not Contain , As Value = 8 Default is -- None -- (0).	N	
contentValue	Content Vale	If contentProcessingType is not -- None --; Content Value to be matched in the email.		N	
csContentProcessing	Case Sensitive Content	If contentProcessingType is not -- None --; Indication of whether or not matching will be performed in a case sensitive manner.	Boolean; Valid values: true/false. Default is false.	N	
filterLogic	Filter Logic	Logic to apply when combining filters. If useAdvancedCriteria is true, filterLogic specified the logic to apply when combining Advanced Criteria record.	Valid values: <ul style="list-style-type: none"> As String = And, As Value = 1 As String = Or, As Value = 2 Default is And (1).	N	
from	From	If useAdvancedCriteria is false and fromFilter is any value other than None; fromFilter condition value.		N	
fromFilter	From Filter	If useAdvancedCriteria is false; from filter condition to apply.	Valid values: <ul style="list-style-type: none"> As String = None, As Value = 0 As String = Equals, As Value = 1 As String = Contains, As Value = 3 As String = Dos Not Equal, As Value = 5 As String = Does Not Contain, As Value = 7 As String = Regex, As Value = 11 Default is None (0).	N	

includeReadMail	Include Read Mail	Specification for whether or not mail marked as read should be included by the filter.	Boolean; Valid values: true/false. Default is false.	N	
mailboxFolder	Mailbox Folder	Mailbox folder to monitor.		Y	
mailboxFolderDestination	Mailbox Folder Destination	If action is Move or Move/Mark As Read; Mailbox folder to move matched mail into.		Y	
moveToTrash	Move To Trash	If action is Delete or Delete/Mark As Read; Mail matching the filter will be moved to the trash folder in th Email Connection specified by connection.		Y	
receivedAfter	Receive After	If receivedRestriction is After; receivedRestriction restriction value.	Valid values: <ul style="list-style-type: none"> • As String = Date, As Value = 1 • As String = Today, As Value = 2 • As String = Yesterday, As Value = 3 • As String = Tomorrow, As Value = 4 • As String = Launch Time, As Value = 5 • As String = Relative, As Value = 6 Default is Date (1).	N	
receivedAfterDate	Receive After Date	If receivedAfter is Date; Specific date for the receivedAfter restriction value.	Valid format: YYYY-MM-DD	N	
receivedAfterOffset	Receive After Offset	If receivedAfter is Relative; Offset, relative to the last launch time, for the receivedAfter restriction value.	Valid Format: [+/-]hh:mm	N	
receivedBefore	Receive Before	If receivedRestriction is Before; receiveRestriction restriction value.	Valid values: <ul style="list-style-type: none"> • As String = Date, As Value = 1 • As String = Today, As Value = 2 • As String = Yesterday, As Value = 3 • As String = Tomorrow, As Value = 4 • As String = Launch Time, As Value = 5 • As String = Relative, As Value = 6 Default is Date (1).	N	
receivedBeforeDate	Receive Before Date	If receivedBefore is Date; Specific date for the receivedBefore restriction value.	Valid format: YYYY-MM-DD	N	
receivedBeforeOffset	Receive Before Offset	If receivedBefore is Relative; Offset, relative to the last launch time, for the receivedBefore restriction value.	Valid Format: [+/-]hh:mm	N	
receivedOn	Receive On	If receivedRestriction is On; receivedRestriction restriction value.	Valid values: <ul style="list-style-type: none"> • As String = Date, As Value = 1 • As String = Today, As Value = 2 • As String = Yesterday, As Value = 3 • As String = Tomorrow, As Value = 4 Default is Date (1).	N	
receivedOnDate	Receive On Date	If receivedOn is Date; Specific date for the receivedOn restriction value.	Valid format: YYYY-MM-DD	N	
receivedRestriction	Receive Restriction	Type of Receive restriction to apply.	Valid values: <ul style="list-style-type: none"> • As String = None, As Value = 0 • As String = On, As Value = 1 • As String = Before, As Value = 2 • As String = After, As Value = 3 • As String = Span, As Value = 4 Default is None (0).	N	

sentAfter	Sent After	If <code>sentRestriction</code> is After; <code>sentRestriction</code> restriction value.	Valid values: <ul style="list-style-type: none"> As String = Date, As Value = 1 As String = Today, As Value = 2 As String = Yesterday, As Value = 3 As String = Tomorrow, As Value = 4 As String = Launch Time, As Value = 5 As String = Relative, As Value = 6 Default is Date (1).	N	
sentAfterDate	Sent After Date	If <code>sentAfter</code> is Date; Specific date for the <code>sentAfter</code> restriction value.	Valid format: YYYY-MM-DD	N	
sentAfterOffset	Sent After Offset	If <code>sentAfter</code> is Relative; Offset, relative to the last launch time, for the <code>sentAfter</code> restriction value.	Valid Format: [+/-]hh:mm	N	
sentBefore	Sent Before	If <code>sentRestriction</code> is Before; <code>sentRestriction</code> restriction value.	Valid values: <ul style="list-style-type: none"> As String = Date, As Value = 1 As String = Today, As Value = 2 As String = Yesterday, As Value = 3 As String = Tomorrow, As Value = 4 As String = Launch Time, As Value = 5 As String = Relative, As Value = 6 Default is Date (1).	N	
sentBeforeDate	Sent Before Date	If <code>sentBefore</code> is Date; Specific date for the <code>sentBefore</code> restriction value.	Valid format: YYYY-MM-DD	N	
sentBeforeOffset	Sent Before Offset	If <code>sentBefore</code> is Relative; Offset, relative to the last launch time, for the <code>sentBefore</code> restriction value.	Valid Format: [+/-]hh:mm	N	
sentOn	Sent On	If <code>sentRestriction</code> is On; <code>sentRestriction</code> restriction value.	Valid values: <ul style="list-style-type: none"> As String = Date, As Value = 1 As String = Today, As Value = 2 As String = Yesterday, As Value = 3 As String = Tomorrow, As Value = 4 Default is Date (1).	N	
sentOnDate	Sent On Date	If <code>sentOn</code> is Date; Specific date for the <code>sentOn</code> restriction value.	Valid format: YYYY-MM-DD	N	
sentRestriction	Sent Restriction	Type of Sent restriction to apply.	Valid values: <ul style="list-style-type: none"> As String = None, As Value = 0 As String = On, As Value = 1 As String = Before, As Value = 2 As String = After, As Value = 3 As String = Span, As Value = 4 Default is None (0).	N	
subject	Subject	If <code>useAdvancedCriteria</code> is false and <code>subjectFilter</code> is any value other than None, Is Blank, or Is Not Blank; <code>subjectFilter</code> condition value.		N	
subjectFilter	Subject Filter	If <code>useAdvancedCriteria</code> is false; <code>subject</code> filter condition to apply.	Valid values: <ul style="list-style-type: none"> As String = None, As Value = 0 As String = Equals, As Value = 1 As String = Starts With, As Value = 2 As String = Contains, As Value = 3 As String = Ends With, As Value = 4 As String = Dos Not Equal, As Value = 5 As String = Dos Not Start With, As Value = 6 As String = Does Not Contain, As Value = 7 As String = Dos Not End With, As Value = 8 As String = Is Blank, As Value = 9 As String = Is Not Blank, As Value = 10 As String = Regex, As Value = 11 Default is None (0).	N	

timeLimit	Time Limit	Used for Email Monitor tasks not associated with a trigger; Amount of time (in units specified by timeLimitUnit) to monitor for the Email Monitor conditions to be met.	The timeLimit duration is always relative to the start time of the Email Monitor task instance.	N
timeLimitUnit	Time Limit Unit	Unit of time to use for timeLimit.	Valid Values: <ul style="list-style-type: none"> • As String = Minutes, As Value = 2 • As String = Hours, As Value = 3 • As String = Days, As Value = 4 Default is Hours (3).	N
to	To	If useAdvancedCriteria is false and toFilter is any value other than None, Is Blank, or Is Not Blank; toFilter condition value.		N
toFilter	To Filter	If useAdvancedCriteria is false; to condition to apply.	Valid values: <ul style="list-style-type: none"> • As String = None, As Value = 0 • As String = Equals, As Value = 1 • As String = Contains, As Value = 3 • As String = Dos Not Equal, As Value = 5 • As String = Does Not Contain, As Value = 7 • As String = Is Blank, As Value = 9 • As String = Is Not Blank, As Value = 10 • As String = Regex, As Value = 11 Default is None (0).	N
useAdvancedCriteria	Use Advanced Criteria	Specification for whether or not to use Advanced Criteria for the Email Monitor filter criteria.	Boolean; Valid values: true/false. Default is false.	N

Agent File Monitor Task Properties

Task Properties: Agent File Monitor Task

Property	UI Field Name	Description	Specifications	Required
byPercentage	By Percentage	If <code>fmtype = Changed (3)</code> ; Amount that the file size has changed, expressed as a percentage of the original file size. For example, enter 10 to monitor for a change in file size of 10 percent (larger or smaller).	BigDecimal.	N
byScale	By Scale	If <code>fmtype = Changed (3)</code> ; Used in conjunction with <code>bySize</code> , specifies a change in file size that you want to monitor for. For example, to monitor for a change in file size of 10MB, enter 10 in <code>bySize</code> and enter 1024000 in <code>byScale</code> .	Integer; Valid values: <ul style="list-style-type: none"> • 1 = Bytes • 1024 = KB • 1024000 = MB 	N
bySize	By Size	If <code>fmtype = Changed (3)</code> ; Used in conjunction with <code>byScale</code> , specifies an actual change in file size. For example, to monitor for a change in file size of 10MB, enter 10 in <code>bySize</code> and enter 1024000 in <code>byScale</code> .	BigDecimal.	N
fileName	Monitor File(s)	Location and name of a specific file or file pattern (for example, ACT001*) being monitored.	Variables and Wildcards are supported.	Y
fileOwner	File Owner	If <code>fmtype = Create (1), Delete (2), Changed (3), or Exist (4)</code> ; User name / group name of the owner of the file on the operating system; that is, the user name / group name returned by the operating system in the file ownership information.	LDAP groups are supported. Specifying a file owner limits the search to files with that owner.	N
fmtype	Monitor Type	Type of file event being monitored for.	Valid values: <ul style="list-style-type: none"> • As String = Created, As Value = 1 • As String = Deleted, As Value = 2 • As String = Changed, As Value = 3 • As String = Exist, As Value = 4 • As String = Missing, As Value = 5 Default is Created (1).	N
maxFiles	Maximum Files	If <code>fmtype = Create (1), Delete (2), or Changed (3)</code> ; For searches that use wildcards, limits the number of files to be searched.	Integer	N
minFileScale	Minimum File Scale	If <code>fmtype = Create (1)</code> ; Scale for the minimum file size.	Valid values: <ul style="list-style-type: none"> • As String = Bytes, As Value = 0 • As String = KB, As Value = 1 • As String = MB, As Value = 2 Default is KB (1).	N


minFileSize	Minimum File Size	If <code>f_mtype = Create (1)</code> ; Minimum file size.		N
recursive	Recursive	Specification for whether or not the Agent File Monitor searches the specified directory and all sub-directories.	Boolean; Valid values: true/false. Default is false.	N
scanForward	Scan Forward	If <code>f_mtype = Changed (3)</code> ; Specification that once the Agent File Monitor has been satisfied, it should continue from where it left off. If it is scanning within a file, it should resume from the point in the file that it last scanned. If it is monitoring for files, it should resume monitoring for the next file. If you are scanning a file that is being overwritten each time and you want to start from the beginning each time, do not use <code>scanForward</code> .	Boolean; Valid values: true/false. Default is false.	N
scanText	Scan Text	If <code>f_mtype = Create (1)</code> , <code>Changed (3)</code> , or <code>Exist (4)</code> ; String that the Agent File Monitor will search for in the file or files. Specifying a string means that only files containing the string constitute a match.		N
stableSeconds	Stable (seconds)	If <code>f_mtype = Create (1)</code> or <code>Changed (3)</code> ; Period of time, in seconds, during which the file has not changed (Agent File Monitor checks the modification timestamp and the file size).	Integer.	N
toScale	To Scale	If <code>f_mtype = Changed (3)</code> ; Used in conjunction with <code>toSize</code> , specifies an actual file size that you want to monitor for. For example, to monitor for a file size of 5KB, enter 5 in <code>toSize</code> and enter 1024 in <code>toScale</code> .	Integer; Valid values: <ul style="list-style-type: none"> • 1 = Bytes • 1024 = KB • 1024000 = MB Default is 1024.	N
toSize	To Size	If <code>f_mtype = Changed (3)</code> ; Used in conjunction with <code>toScale</code> , specifies an actual file size that you want to monitor for. For example, to monitor for a file size of 5KB, enter 5 in <code>toSize</code> and enter 1024 in <code>toScale</code> .	BigDecimal; Default is 1024.	N
triggerOnExist	Trigger on Existence	If <code>f_mtype = Create (1)</code> ; task is triggered if the file being monitored for creation already exists.	Boolean; Valid values: true/false. Default is false.	N
useRegex	Use Regular Expression	Enables the use of a regular expression in <code>fileName</code> .	Boolean; Valid values: true/false. Default is false.	N

File Transfer Task Properties

Task Properties: File Transfer Task

Property	UI Field Name	Description	Specifications	Required	Mutually Exclusive With
codepage	Codepage	If serverType = UDM; Supported code pages for a File Transfer task.	<p>Valid Values:</p> <ul style="list-style-type: none"> • As String = -- None --, As Value = 0 • As String = ISO 8859-1, As Value = 1 • As String = IBM Latin-1 1047, As Value = 2 • As String = ISO 8859-2, As Value = 3 • As String = ISO 8859-3, As Value = 4 • As String = ISO 8859-4, As Value = 5 • As String = ISO 8859-5, As Value = 6 • As String = ISO 8859-6, As Value = 7 • As String = ISO 8859-7, As Value = 8 • As String = ISO 8859-8, As Value = 9 • As String = ISO 8859-9, As Value = 10 • As String = ISO 8859-10, As Value = 11 • As String = ISO 8859-13, As Value = 12 • As String = ISO 8859-14, As Value = 13 • As String = ISO 8859-15, As Value = 14 • As String = cp437, As Value = 15 • As String = cp737, As Value = 16 • As String = cp775, As Value = 17 • As String = cp850, As Value = 18 • As String = cp852, As Value = 19 • As String = cp855, As Value = 20 • As String = cp857, As Value = 21 • As String = cp860, As Value = 22 • As String = cp861, As Value = 23 • As String = cp862, As Value = 24 • As String = cp863, As Value = 25 • As String = cp864, As Value = 26 • As String = cp865, As Value = 27 • As String = cp866, As Value = 28 • As String = cp869, As Value = 29 • As String = cp874, As Value = 30 • As String = cp1250, As Value = 31 • As String = cp1251, As Value = 32 • As String = cp1252, As Value = 33 • As String = cp1253, As Value = 34 • As String = cp1254, As Value = 35 • As String = cp1255, As Value = 36 • As String = cp1256, As Value = 37 • As String = cp1257, As Value = 38 • As String = cp1258, As Value = 39 • As String = IBM Portugal 037, As Value = 40 • As String = IBM German 273, As Value = 41 • As String = IBM Danish and Norwegian 277, As Value = 42 • As String = IBM Sweden and Finland 278, As Value = 43 • As String = IBM Italian 280, As Value = 44 • As String = IBM Spanish 284, As Value = 45 • As String = IBM International 500, As Value = 46 • As String = IBM Greek 875, As Value = 47 • As String = IBM Portugal 1140, As Value = 48 • As String = IBM German 1141, As Value = 49 • As String = IBM Danish 1142, As Value = 50 • As String = IBM Finish 1143, As Value = 51 • As String = IBM Italian 1144, As Value = 52 • As String = IBM Spanish 1145, As Value = 53 • As String = IBM UK 1146, As Value = 54 • As String = IBM Swiss 1148, As Value = 55 • As String = IBM Greek 4971, As Value = 56 <p>Default is -- None -- (0).</p>	N	

command	Command	If <code>serverType = FTP</code> or <code>SFTP</code> ; File Transfer command being executed.	Valid Values: <ul style="list-style-type: none"> As String = GET, As Value = 1 As String = PUT, As Value = 2 As String = MGET, As Value = 3 As String = MPUT, As Value = 4 As String = DELETE, As Value = 5 As String = MDELETE, As Value = 6 As String = MKDIR, As Value = 7 As String = RMDIR, As Value = 8 Default is GET (1).	N	
compress	Compress	If <code>serverType = UDM</code> ; Type of data compression used in the transfer, if any.	Valid Values: <ul style="list-style-type: none"> As String = YES, As Value = 1 As String = NO, As Value = 2 As String = ZLIB, As Value = 3 As String = HASP, As Value = 4 Default is NO (2).	N	
createop	File Creation Option	If <code>serverType = UDM</code> , <code>formOrScript = Form</code> , and <code>udmOperation = Copy, Move, or Copy Directory</code> ; Specification for whether the transferred file should be created (new), appended, or should replace any existing file.	Valid Values: <ul style="list-style-type: none"> As String = -- None --, As Value = 0 As String = APPEND, As Value = 1 As String = NEW, As Value = 2 As String = REPLACE, As Value = 3 Default is -- None -- (0).	N	
encrypt	Encrypt	If <code>serverType = UDM</code> ; Method of encryption that the Controller will use in the transfer.	Valid Values: <ul style="list-style-type: none"> As String = YES, As Value = 1 As String = NO, As Value = 2 As String = RC4-SHA, As Value = 3 As String = RC4-MD5, As Value = 4 As String = AES256-SHA, As Value = 5 As String = AES128-SHA, As Value = 6 As String = DES-CBC3-SHA, As Value = 7 As String = DES-CBC-SHA, As Value = 8 As String = NULL-SHA, As Value = 9 As String = NULL-MD5, As Value = 10 As String = NULL-NULL, As Value = 11 Default is NO (2).	N	
exitCodeOutput	Output File	If <code>outputType = FILE (3)</code> ; Path and file name containing the output that you want automatically retrieved and attached to the task instance.		Y	
exitCodeProcessing	Exit Code Processing	If <code>serverType = UDM</code> ; Specification for how the Controller should determine whether the executed command failed or completed successfully.	Valid Values: <ul style="list-style-type: none"> As String = Success Exitcode Range, As Value = 1 As String = Failure Exitcode Range, As Value = 2 As String = Success Output Contains, As Value = 3 As String = Failure Output Contains, As Value = 4 As String = Step Conditions, As Value = 5 Default is Success Exitcode Range (1).	N	
exitCodes	Exit Codes	If <code>exitCodeProcessing = Success Exitcode Range (1) or Failure Exitcode Range (2)</code> ; Range of exit codes.	Format: Numeric. Use commas to list a series of exit codes; use hyphens to specify a range. For example: 1,5, 22-30.	Y	
exitCodeText	Scan Output For	If <code>exitCodeProcessing = Success Exitcode Range (1) or Failure Exitcode Range (2)</code> ; Text for which the Controller should scan the output file. The Controller will process this field as a regular expression .		Y	
format	Transfer Type	If <code>serverType = FTP, SFTP, or FTPS</code> ; Type of data transfer.	Valid Values: <ul style="list-style-type: none"> As String = Binary, As Value = 1 As String = ASCII or Text, As Value = 2 Default is Binary (1).	N	

formOrScript	Form or Script	If serverType = UDM; Form or Script for this UDM File Transfer to use.	Valid Values: <ul style="list-style-type: none">As String = Form, As Value = 1As String = Script, As Value = 2 Default is Form (1).	N	
ftpSubcommands	Subcommands (z/OS only)	If serverType = FTP, SFTP, or FTPS; Any subcommands used in the JCL statement.		N	
jobcard	Job Card (z/OS only)	If serverType = FTP, SFTP, or FTPS; Job card information for the JCL statement.		N	
localFilename	Local Filename	If serverType = FTP, SFTP, or FTPS; Path and file name on the local server (that is, the "transfer from" file name).		Y	
localFilename	Primary File(s)	If serverType = UDM; Specifies the File(s) on the Primary UDM Agent.		Y	<ul style="list-style-type: none">If formOrScript = Form and udmOperation = Copy or Move.If formOrScript = Form, udmOperation = Copy Directory, and transferDirection = PUT.
move	Move	If transferProtocol = FTP, SFTP, or FTPS, and command = GET, MGET, PUT, or MPUT; Modifies the behavior of GET/MGET and PUT/MPUT by deleting the primary file(s) after being transferred to the destination. GET/MGET with Move enabled will delete the files from the remote FTP server; PUT/MPUT with Move enabled will delete the files from the local FTP client..		Y	
nft	Network Fault Tolerant	If serverType = UDM and formOrScript = form; Enable if the session is network fault tolerant.	Boolean; Valid Values: true/false. Default is false.	N	
outputType	Output Type	If exitCodeProcessing = Success Output Contains (3) or Failure Output Contains (4); Type of output.	Valid Values: <ul style="list-style-type: none">As String = STDOUT, As Value = 1As String = STDERR, As Value = 2As String = FILE, As Value = 3 Default is STDOUT (1).	N	
primaryBroker	Primary UDM Agent	If serverType = UDM; Name of the Agent resource defined in the Controller that describes the Primary UDM Agent machine (primary transfer server).		<ul style="list-style-type: none">Y If formOrScript = Form, and primaryBrokerChoice = Hostname or Agent Variable. or If formOrScript = Form, primaryBrokerChoice = Agent, and primaryBrokerChoice is not specified.	primaryBrokerRef
primaryBrokerChoice	Primary UDM Agent Option	If serverType = UDM; Specification for how you will specify the Primary UDM Agent. Note  The Agent Variable value is valid for PUT/POST. GET will no longer support the Agent Variable (2) option.	Valid Values: <ul style="list-style-type: none">As String = None, As Value = 0As String = Agent, As Value = 1As String = Agent Variable, As Value = 2As String = Agent Hostname, As Value = 3As String = Utility Agent, As Value = 4As String = Agent Cluster, As Value = 5 Default is Agent (1).	N	
primaryBrokerRef	Primary UDM Agent	If serverType = UDM; Name of the Agent resource defined in the Controller that describes the Primary UDM Agent machine (primary transfer server).		<ul style="list-style-type: none">Y If formOrScript = Form, primaryBrokerChoice = Agent and primaryBroker is not specified.	primaryBroker
primaryCluster	Primary UDM Agent Cluster	If primaryBrokerChoice = Cluster: Agent Cluster to use for the Primary UDM Agent.		Y (unless primaryClusterRef is specified)	primaryClusterRef
primaryClusterRef	Primary UDM Agent Cluster	If primaryBrokerChoice = Cluster: Name of a variable that will be resolved at run time to the name of the Primary UDM Agent Cluster to use.		Y (unless primaryCluster is specified)	primaryCluster

primaryCred	Primary Credentials	If serverType = UDM; Primary user ID and password (local to the host on which the server is running) under which the transfer operation is being carried out.		N	
primaryCredVar	Primary Credentials Variable	If serverType = UDM; Name of a variable that will be resolved at run time to the name of the Primary Credentials to use.		N	
primaryFilesys	Primary File System	If serverType = UDM and formOrScript = Form; Type of file system on the Primary server.	Valid Values: <ul style="list-style-type: none"> As String = -- None --, As Value = 0 As String = DSN, As Value = 1 As String = HFS, As Value = 2 As String = LIB, As Value = 3 Default is -- None -- (0).	N	
primaryOpenOptions	Append Primary Open Options	If serverType = UDM and formOrScript = Form; Any additional free form open command options for the Primary transfer server.		N	
remoteCredentials	FTP Credentials	If serverType = FTP, SFTP, or FTPS; Login credentials that the Agent will use to access the FTP or SFTP server machine.	If the File Transfer server and Agent are running on the same machine, enter the same credentials as those you entered in the Credentials field.	Y (unless remoteCredVar is specified)	remoteCredVar
remoteCredVar	FTP Credentials Variable	If serverType = FTP, SFTP, or FTPS; Name of a variable that will be resolved at run time to the name of the FTP Credentials to use.		Y (unless remoteCredentials is specified)	remoteCredentials
remoteFilename	Remote Filename	If serverType = FTP, SFTP, or FTPS; Path and file name on the remote server (that is, the "transfer to" file name).		Y	
remoteFilename	Secondary File(s)	If serverType = UMD; Specifies the File(s) on the Secondary UDM Agent.		Y	<ul style="list-style-type: none"> If formOrScript = Form and udmOperation = Copy or Move. If formOrScript = Form, udmOperation = Copy Directory, and transferDirection = GET.
remoteServer	Remote Server	If serverType = FTP or SFTP; Name or IP address of the File Transfer server.	This machine may or may not be the same as the Agent machine. You also can specify a non-standard FTP or SFTP port: <ul style="list-style-type: none"> For FTP, specify the port number separated from the host name with a space: "some.server.com 2222". For SFTP, specify the port number separated from the host name with a colon: "some.server.com:2222". 	N	
retryExitCodes	Retry Exit Codes	Exit code range for which an auto-retry of tasks in FAILED status will occur.	Range must be in the same format as exitCodes.	N	
retryIndefinitely	Retry Indefinitely	Specification for whether or not the Controller should continue trying indefinitely to run this task. If you enable this field, it overrides any value placed in retryMaximum.	Boolean; Valid values: true/false. Default is false.	N	
retryInterval	Retry Interval (Seconds)	Number of seconds between each retry.	Integer; Default is 60.	N	
retryMaximum	Maximum Retries	Maximum number of times that the Controller should retry this task after it has started and gone to a FAILED state.	Integer; Default is 0.	N	
retrySuppressFailure	Suppress Intermediate Failures	Specification for whether or not the following will be suppressed until all scheduled retry attempts have been made: <ul style="list-style-type: none"> All Actions (Abort, Email Notification, Set Variable, SNMP Notification, and System Operation) to be made against the task instance. Workflow conditional path processing; any Successors waiting on a failure path will not be released. Task Monitors will not be notified of the Failed status. Also, any Task Monitor task that has a Time Scope in the past will disqualify any matching task instance in the past with a Failed status if the task instance is scheduled for automatic retry and for which Suppress Intermediate Failures has been enabled. Any Workflow containing the Failed task instance will not transition to the Running/Problems status. 	Boolean; Valid values: true/false. Default is false.	N	
runtimeDir	Runtime Directory	If serverType = UDM; Directory from which the application should be executed.	Variables are supported.	N	
script	Script	If serverType = UDM and formOrScript = Script; Name of a script to execute for this File Transfer task.		N	

secondaryBroker	Secondary UDM Agent	If serverType = UDM; Name of the Agent resource defined in the Controller that provides details about the Secondary UDM Agent machine (secondary transfer server).		<ul style="list-style-type: none"> Y If secondaryBrokerChoice = Hostname or Agent Variable and formOrScript = Form or secondaryBrokerChoice = Agent, formOrScript = Form, and secondaryBrokerRef is not specified. 	secondaryBrokerRef	
secondaryBrokerChoice	Secondary UDM Agent Option	If serverType = UDM; Specification for how you will specify the Secondary UDM Agent. Note  The Agent Variable value is valid for PUT/POST. GET will no longer support the Agent Variable (2) option.	Valid Values: <ul style="list-style-type: none"> As String = None, As Value = 0 As String = Agent, As Value = 1 As String = Agent Variable, As Value = 2 As String = Agent Hostname, As Value = 3 As String = Agent Cluster, As Value 5 Default is Agent (1).	N		
secondaryBrokerRef	Secondary UDM Agent	If serverType = UDM; Name of the Agent resource defined in the Controller that provides details about the Secondary UDM Agent machine (secondary transfer server).		<ul style="list-style-type: none"> Y If secondaryBrokerChoice = Agent, formOrScript = Form, and secondary Broker is not specified. 	secondaryBroker	
secondaryCluster	Secondary UDM Agent Cluster	If secondaryBrokerChoice = Cluster: Agent Cluster to use for the Secondary UDM Agent.		Y (unless secondaryClusterRef is specified)	secondaryClusterRef	
secondaryClusterRef	Secondary UDM Agent Cluster	If secondaryBrokerChoice = Cluster: Name of a variable that will be resolved at run time to the name of the Secondary UDM Agent Cluster to use.		Y (unless secondaryCluster is specified)	secondaryCluster	
secondaryCred	Secondary Credentials	If serverType = UDM; Secondary user ID and password (local to the host on which the server is running) under which the transfer operation is being carried out.		N	secondaryCredVar	
secondaryCredVar	Secondary Credentials Variable	If serverType = UDM; Name of a variable that will be resolved at run time to the name of the Secondary Credentials to use.		N	secondaryCred	
secondaryFilesys	Secondary File System	If serverType = UDM and formOrScript = Form; Type of file system on the Secondary server.	Valid Values: <ul style="list-style-type: none"> As String = -- None --, As Value = 0 As String = DSN, As Value = 1 As String = HFS, As Value = 2 As String = LIB, As Value = 3 Default is -- None -- (0).	N		
secondaryOpenOptions	Append Secondary Open Options	If serverType = UDM and formOrScript = Form; Any additional free form open command options for the Secondary transfer server.		N		
serverType	Transfer Protocol	Type of File Transfer server. Note  You cannot select a serverType if it has been excluded via the File Transfer Task Exclude Protocols Universal Controller system property.	Valid Values: <ul style="list-style-type: none"> As String = FTP, As Value = 1 As String = SFTP, As Value = 2 As String = UDM, As Value = 3 As String = FTPS, As Value = 4 Default is FTP (1).	N		
showProgress	Show Progress	If serverType = UDM, formOrScript = form, and udmOperation = Copy, Move, or Copy Directory; Shows periodic file transfer progress messages in the UDM transfer output.		Boolean; Valid values: true/false. Default is false.	N	
transferDirection	Transfer Direction	If serverType = UDM, formOrScript = form, and udmOperation = Copy, Move, or Copy Directory; Direction of the transfer between the Primary and Secondary UDM Agents.	Valid Values: <ul style="list-style-type: none"> As String = PUT, As Value = 1 As String = GET, As Value = 2 Default is PUT (1).	N		

transferMode	Transfer Mode	If serverType = FTP or FTPS; Mode of transfer to use.	Valid Values: <ul style="list-style-type: none"> As String = Active, As Value = 1 As String = Passive, As Value = 2 As String = Extended Passive, As Value = 3 Default is Passive (2).	N	
trimSpace	Trim Trailing Spaces	If serverType = UDM and formOrScript = form; Specification for whether or the Controller should trim trailing spaces from lines on a text transfer.	Boolean; Valid Values: true/false. Default is false.	N	
udmOperation	UDM Operation	If serverType = UDM; UDM Operation for this UDM File Transfer to use.	Valid Values: <ul style="list-style-type: none"> As String = Copy, As Value = 1 As String = Move, As Value = 2 As String = Delete, As Value = 3 As String = Rename, As Value = 4 As String = List, As Value = 5 As String = Copy Directory, As Value = 6 As String = Create Directory, As Value = 7 As String = Delete Directory, As Value = 8 Default is Copy (1).	N	
udmOptions	Append UDM Options	If serverType = UDM; Any additional free-form Universal Data Mover command options.		N	
useRegex	User Regular Expression	Specification for whether or not to enable the use of a regular expression . If serverType = FTP/SFTP/FTPS, the use of regular expression is in localFilename. If serverType = UDM; <ul style="list-style-type: none"> If udmOperation = Copy or Move and transferDirection = PUT; the use of regular expression is in localFilename. If udmOperation = Copy or Move and transferDirection = GET; the use of regular expression is in remoteFilename. If udmOperation = Delete or List and localFilename is specified; the use of regular expression is in localFilename. If udmOperation = Delete or List and remoteFilename is specified; the use of regular expression is in remoteFilename. 	Boolean; Valid Values: true/false. Default is false.	N	

Remote File Monitor Task Properties

Task Properties: Remote File Monitor Task


Property	UI Field Name	Description	Specifications	Required	Mutually Exclusive With
ftpFmtype	Monitor Type	Type of file event being monitored for.	Valid values: <ul style="list-style-type: none"> As String = Exist, As Value = 1 As String = Missing, As Value = 2 Default is Exist (1).	N	
jobcard	Job Card (z/OS only)	For z/OS; Job card information for the JCL statement.		N	
listOptions	Additional FTP Commands	If <code>servertype = FTP</code> ; Allows you to add statements to the FTP script that control the format of the file list returned by the task.	(See Additional FTP Commands in Remote File Monitor task.)	N	
minFileScale	Minimum File Scale	If <code>ftpFmtype = Exist(1)</code> ; Scale for the minimum file size.	Valid values: <ul style="list-style-type: none"> As String = Bytes, As Value = 0 As String = KB, As Value = 1 As String = MB, As Value = 2 Default is KB (1).	N	
minFileSize	Minimum File Size	If <code>ftpFmtype = Exist(1)</code> ; Minimum file size.		N	
pollInterval	Poll Interval (Seconds)	If <code>wait = true</code> ; Frequency, in seconds, in which the Remote File Monitor will check to see if the file exists or is missing.	Integer; Default is 30.	N	
pollMaximum	Maximum Polls	If <code>wait = true</code> ; Maximum number of times that the Remote File Monitor will check to see if the file exists or is missing.	Integer.	N	
remoteCredentials	FTP Credentials	Login credentials that the Agent will use to access the FTP or SFTP server machine.	If the File Transfer server and Agent are running on the same machine, enter the same credentials as those you entered in the Credentials field.	N	remoteCredVar
remoteCredVar	FTP Credentials Variable	Name of a variable that will be resolved at run time to the name of the FTP Credentials to use.		N	remoteCredentials
remoteFilename	Remote Filename (FTP)	Path and file name on the remote server.		N	
remoteServer	Remote Server (FTP)	Name or IP address of the remote server.	This machine may or may not be the same as the Universal Agent machine. You also can specify a non-standard FTP or SFTP port: <ul style="list-style-type: none"> For FTP, specify the port number separated from the host name with a space: "some.server.com 2222". For SFTP, specify the port number separated from the host name with a colon: "some.server.com:2222". 	N	
servertype	Server Type	Type of FTP server. Note You cannot select a <code>serverType</code> if it has been excluded via the Remote File Monitor Task Exclude Protocols Universal Controller system property.	Valid values: <ul style="list-style-type: none"> As String = FTP, As Value = 1 As String = SFTP, As Value = 2 Default is FTP (1).	N	
stableSeconds	Stable (Seconds)	If <code>wait</code> is true; Period of time, in seconds, during which the file has not changed.	Integer.	N	

transferMode	Transfer Mode	Transfer mode to use.	Valid values: <ul style="list-style-type: none"> As String = Active, As Value = 1 As String = Passive, As Value = 2 As String = Extended Passive, As Value = 3 	N	
useRegex	Use Regular Expression	Enables the use of a regular expression in remoteFilename.	Boolean; Valid values: true/false. Default is false.	N	
wait	Wait until Satisfied	<p>If true, the task instance starts and continues to run until one of the following events occurs:</p> <ul style="list-style-type: none"> If ftpFmtype = Exist and the specified file exists or appears, the task instance completes with a status of SUCCESS. If ftpFmtype = Missing and the specified file does not exist or exists then disappears, the task instance completes with a status of SUCCESS. <p>If false, the task instance:</p> <ol style="list-style-type: none"> Starts. Checks for the existence of the file. Takes one of the following actions: <ul style="list-style-type: none"> If ftpFmtype = Exist and if the file exists, the task instance completes with a status of SUCCESS. If ftpFmtype = Exist and if the file does not exist, the task instance completes with a status of FAILURE. If ftpFmtype = Missing and if the file exists, the task instance completes with a status of FAILURE. If ftpFmtype = Missing and if the file does not exist, the task instance completes with a status of SUCCESS. 	Boolean; Valid values: true/false. Default is false.	N	

Linux Unix Task Properties

Task Properties: Linux/Unix Task

Property	UI Field Name	Description	Specifications	Required
command	Command	If <code>commandOrScript</code> = Command (1); Command being executed on the remote machine.	Variables supported.	N
commandOrScript	Command or Script	Specification for whether a single command or a script is being executed.	Valid values: <ul style="list-style-type: none"> As String = Command, As Value = 1 As String = Script, As Value = 2 Default is Command (0).	N
environment	Environment Variables	Environment variables needed by the program to run.	List of environment variables: <pre><environment><variable><name>env1</name><value>test1</value></variable><variable><name>env2</name><value>test2</value></variable></environment></pre>	N
exitCodeOutput	Output File	If <code>outputType</code> = FILE (3); Path and file name of the output file that should be scanned for the text in <code>exitCodeText</code> .		N
exitCodeProcessing	Exit Code Processing	Specification for how the Controller should determine whether the executed command failed or completed successfully.	Valid values: <ul style="list-style-type: none"> As String = Success Exitcode Range, As Value = 1 As String = Failure Exitcode Range, As Value = 2 As String = Success Output Contains, As Value = 3 As String = Failure Output Contains, As Value = 4 Default is Success Exitcode Range (1).	N
exitCodes	Exit Codes	If <code>exitCodeProcessing</code> = Success Exitcode Range (1) or Failure Exitcode Range (2); Range of exit codes.	Format: Numeric. Use commas to list a series of exit codes; use hyphens to specify a range. Example: 1,5, 22-30.	Y
exitCodeText	Scan Output For	If <code>exitCodeProcessing</code> = Success Output Contains (3) or Failure Output Contains (4); text for which the Controller should scan the output file.	The Controller will process this field as a regular expression .	Y
outputFailureOnly	Failure Only	If <code>outputReturnType</code> = STDOUT (2), STDERR (3), FILE (4), or OUTERR (6), and <code>waitForOutput</code> is false; Indication for whether output should be retrieved on task failure only.	Boolean; Valid values: true/false. Default is false.	N
outputReturnFile	Output File	If <code>outputReturnType</code> = FILE (4); Path and file name containing the output that you want automatically retrieved and attached to the task instance.		Y
outputReturnLine	Number of Lines	If <code>outputReturnType</code> = STDOUT (2), STDERR (3), FILE (4), or OUTERR (6); Allows you to limit the retrieved data to the number of lines specified.	Integer; Default is the value of the Retrieve Output Default Maximum Lines Universal Controller system property.	N
outputReturnLine	Starting Line	If <code>outputReturnType</code> = STDOUT (2), STDERR (3), FILE (4), or OUTERR (6); Allows you to instruct the Controller to retrieve data beginning at this line.	Integer; Default is 1.	N
outputReturnText	Scan Text	If <code>outputReturnType</code> = STDOUT (2), STDERR (3), FILE (4), or OUTERR (6); Instructs the Controller to scan the data for the text specified and retrieve only that.	The Controller will process this field as a regular expression .	N

outputReturntype	Automatic Output Retrieval	Specification for whether you want the Controller to automatically retrieve any output from the job and attach it to the task instance record.	<p>Valid values:</p> <ul style="list-style-type: none"> • As String = NONE, As Value = 1 • As String = STDOUT, As Value = 2 • As String = STDERR, As Value = 3 • As String = FILE, As Value = 4 • As String = OUTERR, As Value = 6 <p>Default is NONE (1).</p> <p>Note  If outputReturntype is not NONE (1), the web service will fail with Start Failure if outputProhibited is true for the specified agent.</p>	N
outputType	Output Type	If exitCodeProcessing = Success Output Contains (3) or Failure Output Contains (4); Type of output.	<p>Valid values:</p> <ul style="list-style-type: none"> • As String = STDOUT, As Value = 1 • As String = STDERR, As Value = 2 • As String = FILE, As Value = 3 <p>Default is STDOUT (1).</p>	Y
parameters	Parameters	Any arguments needed by the program to execute properly.	Variables are supported.	N
retryExitCodes	Retry Exit Codes	Exit code range for which an auto-retry of the task in FAILED status will occur. Exit code ranges must be in the same format as ranges specified in exitCodes. Maximum Retries must be greater than 0. If an exit code range is not specified, any exit code potentially will cause a retry.	Format = 1,5,22-30	N
retryIndefinitely	Retry Indefinitely	Specification for whether or not the Controller should continue trying indefinitely to run this task. If retryIndefinitely = yes, it overrides any value placed in retryMaximum.	Boolean; Valid values: true/false. Default is false.	N
retryInterval	Retry Interval	Number of seconds between each retry.	Integer; Default is 60.	N
retryMaximum	Maximum Retries	Maximum number of times that the Controller should retry this task after it has started and gone to a failed state.	Integer; Default is 0.	N
retrySuppressIntermediateFailures	Suppress Intermediate Failures	<p>Specification for whether or not the following will be suppressed until all scheduled retry attempts have been made:</p> <ul style="list-style-type: none"> • All Actions (Abort, Email Notification, Set Variable, SNMP Notification, and System Operation) to be made against the task instance. • Workflow conditional path processing; any Successors waiting on a failure path will not be released. • Task Monitors will not be notified of the Failed status. Also, any Task Monitor task that has a Time Scope in the past will disqualify any matching task instance in the past with a Failed status if the task instance is scheduled for automatic retry and for which Suppress Intermediate Failures has been enabled. • Any Workflow containing the Failed task instance will not transition to the Running/Problems status. 	Boolean; Valid values: true/false. Default is false.	N
runAsSudo	Run as sudo	<p>Specification for whether or not to run the command as Sudo (superuser do).</p> <p>runAsSudo prefixes the command with either:</p> <ul style="list-style-type: none"> • sudo (if a credential is not specified; that is, the command is run as root) • sudo -u userid (if a credential is specified, where userid = the Runtime User from the supplied credential) <p>When using runAsSudo, you must grant Universal Broker userid authority to sudo to the requested userid without specifying its password; you can do this via the sudoers file. Please refer to your local security policy and documentation for updating the sudoers file.</p>	Boolean; Valid values: true/false. Default is false.	N
runtimeDir	Runtime Directory	Directory from which the application should be executed. Variables are supported.		N
script	Script	If commandOrScript is Script (2); Name of a script in the Controller database that will be executed by this task.		Y
waitForOutput	Wait For Output	If outputReturntype = STDOUT (2), STDERR (3), FILE (4), or OUTERR (6), and outputFailureOnly is false; Specification for whether or not the task should wait for the requested output before completing.	Boolean; Valid values: true/false. Default is false.	N

PeopleSoft Task Properties

Task Properties: PeopleSoft Task

Property	UI Field Name	Description	Specifications	Required	Mutually Exclusive With
command	Command	PeopleSoft command to execute.	Valid values: <ul style="list-style-type: none"> As String = Schedule Process, As Value = 1 As String = Schedule Job, As Value = 2 As String = Run Jobset, As Value = 3 Default is Schedule Process (1).	N	
connection	PeopleSoft Connection	Name of the PeopleSoft Connection.		Y (unless connectionVar is specified)	connectionVar
connectionVar	PeopleSoft Connection Variable	Name of a variable that will be resolved at run time to the name of the PeopleSoft Connection to use.		Y (unless connection is specified)	connection
contentFilter	Content Filter	Comma-delimited list of report file suffixes that will not be returned.	For example: pdf,xls	N	
distributionOptions	Distribution Options	If command is Schedule Process; Recipients of the process output.	Format: <pre><distributionOptions><distributionOption><distributionId>PS_User_1</distributionId><distributionIdType>User</distributionIdType></distributionOption><distributionOption><distributionId>PS_Role_1</distributionId><distributionIdType>Role</distributionIdType></distributionOption></distributionOptions></pre>	N	
emailAddresses	Email Address List	If command is Schedule Process; list of email addresses, separated by semicolons.		N	
emailAttachLog	Email With Log	If command is Schedule Process; Specification for whether or not to attach log files resulting from the Structured Query Report (SQR). Only applicable if processType is SQR Report.	Boolean; Valid values: true/false. Default is false.	N	
emailSubject	Email Subject	If command is Schedule Process; Subject line of the email.	If not specified, default subject line is used.	N	
emailText	Email Text	If command is Schedule Process; Body of the email.	If not specified, default body message is used.	N	

emailWebReport	Email Web Report	If <code>command</code> is Schedule Process; Specification for whether or not to include a link to the completed report output. Only applicable when <code>outputType</code> is Web.	Boolean; Valid values: true/false. Default is false.	N	
exitCodeProcessing	Exit Code Processing	Specification for how the Controller should determine whether the executed command failed or completed successfully.	Valid values: <ul style="list-style-type: none"> As String = Success Exitcode Range, As Value = 1 As String = Failure Exitcode Range, As Value = 2 As String = Success Output Contains, As Value = 3 As String = Failure Output Contains, As Value = 4 Default is Success Exitcode Range (1).	N	
exitCodeText	Scan Output For	If <code>exitCodeProcessing</code> = Success Output Contains or Failure Output Contains; text for which the Controller should scan the output file.	The Controller will process this field as a regular expression.	N	
exitCodes	Exit Codes	If <code>exitCodeProcessing</code> = Success Exitcode Range or Failure Exitcode Range; Range of exit codes.	Format: Numeric. Use commas to list a series of exit codes; use hyphens to specify a range. Example: 1,5, 22-30.	Y	
mainJobName	Main Job Name	If <code>command</code> = Run Jobset; Name of the job within the jobset schedule.		Y	
mainScheduleName	Main Schedule Name	If <code>command</code> = Run Jobset; Name of the jobset schedule.		Y	
outputDestinationFormat	Output Destination Format	If <code>command</code> = Schedule Process or Schedule Job; Override of the default output format for the submitted job or process.		N	
outputDestinationString	Output Destination String	If <code>command</code> = Schedule Process or Schedule Job; File path or printer destination for the output.		N	
outputDestinationType	Output Destination Type	If <code>command</code> = Schedule Process or Schedule Job; Type of output for the submitted process.		N	
outputFailureOnly	Failure Only	If <code>outputReturntype</code> = STDOUT, STDERR, FILE, or OUTERR, and <code>waitForOutput</code> is false; Indication for whether output should be retrieved on task failure only.	Boolean; Valid values: true/false. Default is false.	N	
outputReturnFile	Automatic Output File	If <code>outputReturntype</code> = FILE; Output file to return automatically.		Y	
outputReturnLines	Number of Lines	If <code>outputReturntype</code> = SSTDOUT, STDERR, FILE, or OUTERR; Allows you to limit the retrieved data to the number of lines specified.		N	
outputReturnStartLine	Start Line	If <code>outputReturntype</code> = STDOUT, STDERR, FILE, or OUTERR; Instructs the Controller to retrieve data beginning at the specified line.		N	
outputReturnText	Scan Text	If <code>outputReturntype</code> = STDOUT, STDERR, FILE, or OUTERR; Regex pattern that the Controller will search for a match for in STDOUT /STDERR or a specified file.	The Controller will include the Number of Lines above and below the first line matched.	N	

outputReturnType	Automatic Output Retrieval	Specification for whether you want the Controller to automatically retrieve any output from the job and attach it to the task instance record.	Valid values: <ul style="list-style-type: none"> As String = NONE, As Value = 1 As String = STDOUT, As Value = 2 As String = STDERR, As Value = 3 As String = FILE, As Value = 4 As String = OUTERR, As Value = 6 Default is OUTERR (6).	N	
outputType	Output Type	If <code>exitCodeProcessing = Success</code> Output Contains (3) or Failure Output Contains (4); Type of output.	Valid values: <ul style="list-style-type: none"> As String = STDOUT, As Value = 1 As String = STDERR, As Value = 2 As String = FILE, As Value = 3 Default is STDOUT (1).	N	
printAppMessage	Print Application Message	Specification for whether or not the application messages for the monitored processes are included in the Job Report.	Boolean; Valid values: true/false. Default is false.	N	
printDistList	Print Distribution List	Specification for whether or not the report-recipient distribution list is included in the Job Report.	Boolean; Valid values: true/false. Default is false.	N	
printJobTree	Print Job Tree	Specification for whether or not the job tree is included in the Job Report.	Boolean; Valid values: true/false. Default is false.	N	
printParamList	Print Parameter List	Specification for whether or not the parameter list job items are included in the Job Report.	Boolean; Valid values: true/false. Default is false.	N	
printSystemMessage	Print System Message	Specification for whether or not the system messages for the monitored processes are included in the Job Report.	Boolean; Valid values: true/false. Default is false.	N	
processFileName	Process File Name	If <code>command = Schedule Process</code> or <code>Schedule Job</code> ; Dependent file name.		N	
processName	Process File Name	If <code>command = Schedule Process</code> or <code>Schedule Job</code> ; Name of the PeopleSoft process.		N	
processType	Process Type	If <code>command = Schedule Process</code> or <code>Schedule Job</code> ; Type of the PeopleSoft process.		N	
psCredentials	PeopleSoft Credentials	Credentials for the PeopleSoft system.		Y (unless <code>psCredentialsVar</code> is specified)	<code>psCredentialsVar</code>
psCredentials	PeopleSoft Credentials	Name of a variable that will be resolved at run time to the name of the PeopleSoft Credentials to use.		Y (unless <code>psCredentials</code> is specified)	<code>psCredentials</code>
report	Report	Specification for whether or not reports associated with a process are returned.	Boolean; Valid values: true/false. Default is false.	N	

reportFolderName	Report Folder Name	If <code>command = Schedule Process</code> or <code>Schedule Job</code> ; Folder in which the report will be viewed in Report Manager.		N	
retentionDays	Retention Days	If <code>command = Schedule Process</code> or <code>Schedule Job</code> ; Number of days that reports generated by the submitted process should be retained by the system.		N	
runControlId	Run Control ID	If <code>command = Schedule Process</code> or <code>Schedule Job</code> ; Run control ID to be used for the process submission.		Y	
serverName	Server Name	If <code>command = Schedule Process</code> or <code>Schedule Job</code> ; Specific server name.		N	
waitForOutput	Wait For Output	If <code>outputReturntype = STDOUT, STDERR, FILE, or OUTERR</code> , and <code>outputFailureOnly</code> is false; Specification for whether or not the task should wait for the requested output before completing.	Boolean; Valid values: true/false. Default is false.	N	

Recurring Task Properties

Task Properties: Recurring Task

Property	UI Field Name	Description	Specifications	Required
indefiniteRecurrences	Indefinite Recurrences	Indication that the recurrence of runs for the specified <code>targetTask</code> will occur indefinitely.	Boolean	Y (if <code>recurrenceType</code> is <code>Interval</code>)
intervalEndDayConstraint	Interval End Day Constraint	Specification for whether or not to advance the end day of the recurrence to another day.	String Value	Y (if <code>recurrenceType</code> is <code>Interval</code> and <code>timeWindow</code> is <code>true</code>)
intervalEndTime	Interval End Time (HH:MM)	Ending time of day that runs of the specified <code>targetTask</code> will occur.	String Value of time (HH:MM)	Y (if <code>recurrenceType</code> is <code>Interval</code> and <code>timeWindow</code> is <code>true</code>)
intervalStartDayConstraint	Interval Start Day Constraint	Specification for whether or not to advance the start day of the recurrence to another day.	String Value	Y (if <code>recurrenceType</code> is <code>Interval</code> and <code>timeWindow</code> is <code>true</code>)
intervalStartTime	Interval Start Time (HH:MM)	Starting time of day that runs of the specified <code>targetTask</code> will occur.	String Value of time (HH:MM)	Y (if <code>recurrenceType</code> is <code>Interval</code> and <code>timeWindow</code> is <code>true</code>)
numberOfRecurrences	Number Of Recurrences	Number of times that runs of the specified <code>targetTask</code> will occur.	Integer value	Y (if <code>recurrenceType</code> is <code>Interval</code>)

overrideVariables	Override Variables	Override Variables	<p>Format:</p> <p>XML</p> <pre><overrideVariables> <variable> <name>var1</name> <resolution>res1</resolution> <value>val1</value> </variable> <variable> <name>var2</name> <resolution>res2</resolution> <value>val2</value> </variable> </overrideVariables></pre> <p>JSON</p> <pre>[{ "name": "var1", "resolution": "res1", "value": "val1" }, { "name": "var2", "resolution": "res2", "value": "val2" }],</pre>	N
rdExcludeBackupRt	Exclude Backup	Set only if <code>retentionDurationPurgeRt</code> is selected; Specification for whether qualifying task instances can be excluded from the backup when being purged by retention duration.	Boolean; Valid values: true/false. Default is false.	N
recurrenceInterval	Recurrence Interval	Amount of time to wait - based on the time unit specified in <code>recurrenceIntervalUnit</code> - between runs of the specified <code>targetTask</code> .	Integer value	Y (if <code>recurrenceType</code> is Interval)
recurrenceIntervalUnit	Recurrence Interval Unit	Units of time to wait - based on the time specified in <code>recurrenceInterval</code> - between runs of the specified <code>targetTask</code> .	String Value	Y (if <code>recurrenceType</code> is Interval)
recurrenceTimeList	Recurrence Time List	List of Times and Days on which runs of the <code>targetTask</code> will reoccur.	<p>Format:</p> <pre><recurrenceTimeList><recurrenceTime><time>10:05</time><dayConstraint>None</dayConstraint></recurrenceTime><recurrenceTime><time>11:05</time><dayConstraint>Sunday1</dayConstraint></recurrenceTime></recurrenceTimeList></pre>	Y (if <code>recurrenceType</code> is On)
recurrenceType	Recurrence Type	Type of recurrence	<p>Valid values: One of the following (not case sensitive):</p> <ul style="list-style-type: none"> As String = Interval, As Value = 1 As String = On, As Value = 2 	Y
retentionDurationRt	Retention Duration	Set only if <code>retentionDurationPurgeRt</code> is selected; Minimum retention duration for the selected <code>retentionDurationPurgeRt</code> before triggered task instances can qualify for purge.	Positive Integer	N


retentionDurationPurgeRt	Purge By Retention Duration	Specification for whether triggered task instances can be purged by retention duration.	Boolean; Valid values: true/false. Default is false.	N
retentionDurationUnitRt	Retention Duration Unit	Set only if retentionDurationPurgeRt is selected; Retention duration unit.	Valid values: <ul style="list-style-type: none"> As String = Hours, As Value = 3 As String = Days, As Value = 4 Default is Days (4).	N
targetTaskStatusText	Status To Monitor	Status being monitored for. When the target task instance(s) being monitored go to the status specified here, the Recurring Task Instance will complete successfully.	Comma-separated list of task instance statuses . Valid values: <ul style="list-style-type: none"> Finished Success Skipped 	Y (if targetTaskMonitorCondition is First Recurrence or Last Recurrence)
timeWindow	Time Window	Number of runs of the specified targetTask that will occur within a specified time frame.	Boolean	Y (if recurrenceType is Interval and in definiteRecurrences is false)

SAP Task Properties

Task Properties: SAP Task

Property	UI Field Name	Description	Specifications	Required	Mutually Exclusive With
chainDesc	Chain Description	If <code>sapDisplayCommand</code> equals Process Chains (19); Displays the list of processes contained within the specified process chain.		N	
chainId	Chain ID	If <code>commandGroup</code> is one of the following; ID of the process chain to run: <ul style="list-style-type: none"> Run Process Chain Start Process Chain Wait Process Chain Interrupt Process Chain Display and <code>sapDisplayCommand</code> is Process Chains (19), Process Chain (20), Process Chain Log (21), Process Chain Start Condition (22), or Process Chain Status (23) 		Y	
commandGroup	Command Group	Universal Connector command group.	Valid values: <ul style="list-style-type: none"> As String = Run, As Value = 1 As String = Submit, As Value = 2 As String = Modify, As Value = 3 As String = Start, As Value = 4 As String = Wait, As Value = 5 As String = Abort, As Value = 6 As String = Purge Job, As Value = 7 As String = Raise Event, As Value = 8 As String = Display, As Value = 9 As String = Generate Variant Definition, As Value = 10 As String = Generate Job Definition, As Value = 11 As String = Create CM Profile, As Value = 12 As String = Set CM Criteria, As Value = 13 As String = Activate CM Profile, As Value = 14 As String = Deactivate CM Profile, As Value = 15 As String = Delete CM Profile, As Value = 16 As String = Purge Variant, As Value = 17 As String = Run Process Chain, As Value = 18 As String = Start Process Chain, As Value = 19 As String = Wait Process Chain, As Value = 20 As String = Interrupt Process Chain, As Value = 21 As String = Run InfoPackage, As Value = 22 As String = Start InfoPackage, As Value = 23 As String = Wait InfoPackage, As Value = 24 Default is Run (1).	N	
commandOptions	SAP Command Options	Any additional command options supported by Universal Connector.		N	
dataSource	Data Source	If <code>sapDisplayCommand</code> is InfoPackages(24); SAP InfoPackage data source.		N	
defFile	Definition File	For Run, Submit, and Modify <code>commandGroups</code> if <code>repositoryOrFilesys</code> is File System; Path and file name of the file.		Y	
definitionOrModel	Definition or Model	If <code>commandGroup</code> is Run(1); Specification for how the new SAP job will be created, based either on a USAP Definition File or an SAP Model Job.	Valid values: <ul style="list-style-type: none"> As String = USAP Definition File, As Value = 1 As String = SAP Model Job, As Value = 2 Default is USAP Definition File (1).	N	

definitionOrModelJobVar	Definition or Model	If <code>commandGroup</code> is <code>Submit(1)</code> ; Name of a variable that will be resolved at run time to the name of the Definition or Model to use.	Valid values: <ul style="list-style-type: none"> As String = USAP Definition File, As Value = 1 As String = SAP Model Job, As Value = 2 As String = SAP Model Variant, As Value = 3 Default is USAP Definition File (1).	N	
dispAbapName	SAP ABAP Program Name	If <code>definitionOrModelJobVar</code> is SAP Model Variant; Name of an ABAP program in an SAP system to which the model variant belongs.		Y	
dispSapEventId	SAP Event	If <code>sapDisplayCommand</code> is <code>Event History(16)</code> ; ID of the Event.		Y	
dispSapEventParm	SAP Event Parameter	If <code>sapDisplayCommand</code> is <code>Event History(16)</code> ; Optional parameter value for the event.		N	
dispVariant	SAP Variant Name	Pre-existing SAP variant name to use as the model variant.		N	
environment	Environment Variables	List of environment variables needed by the program to run: <pre><environment><variable><name>env1</name><value>test1</value></variable><variable><name>env2</name><value>test2</value></variable></environment></pre>		N	
exitCodeOutput	Output File	If <code>outputType</code> = <code>FILE (3)</code> ; Path and file name of the output file that should be scanned for the text in <code>exitCodeText</code> .		N	
exitCodeProcessing	Exit Code Processing	Specification for how the Controller should determine whether the executed command failed or completed successfully.	Valid values: <ul style="list-style-type: none"> As String = Success Exitcode Range, As Value = 1 As String = Failure Exitcode Range, As Value = 2 As String = Success Output Contains, As Value = 3 As String = Failure Output Contains, As Value = 4 As String = Step Conditions, As Value = 5 Default is Success Exitcode Range (1).	N	
exitCodes	Exit Codes	If <code>exitCodeProcessing</code> = <code>Success Exitcode Range (1)</code> or <code>Failure Exitcode Range (2)</code> ; Range of exit codes.	Format: Numeric. Use commas to list a series of exit codes; use hyphens to specify a range. Example: 1,5, 22-30.	Y	
exitCodeText	Scan Output For	If <code>exitCodeProcessing</code> = <code>Success Output Contains (3)</code> or <code>Failure Output Contains (4)</code> ; text for which the Controller should scan the output file.	The Controller will process this field as a regular expression .	Y	
immediate	Start Immediately	If <code>commandGroup</code> is <code>Run(1)</code> or <code>Start(4)</code> , or <code>start</code> is true; Causes the job to fail if SAP resources are not available to start the job immediately (for example, a background work process). Otherwise, the job will wait for SAP resources to become available.	Boolean; Valid values: true/false. Default is false.	N	
infoPackage	InfoPackage	If <code>commandGroup</code> is one of the following; Name of the InfoPackage: <ul style="list-style-type: none"> Run InfoPackage (22) Start InfoPackage(23) Display(9) and <code>sapDisplayCommand</code> equals InfoPackages (24). 		Y	
infoPackageJobname	InfoPackage Job Name	If <code>commandGroup</code> is one of the following; Name of the SAP batch job that processes the InfoPackage request: <ul style="list-style-type: none"> Run InfoPackage (22) Start InfoPackage (23) 		Y	
infoSource	InfoSource	If <code>sapDisplayCommand</code> equals InfoPackages (24); SAP InfoSource.		N	
jobId	SAP Job ID	Job ID of the SAP job.	Variables are supported.	N	
jobLog	Print Job Log	If <code>commandGroup</code> is <code>Wait (5)</code> or <code>wait</code> is true; Specification for whether or not the job's joblog is returned.	Boolean; Valid values: true/false. Default is false.	N	

jobName	SAP Job Name	Job name of the SAP job.	Variables are supported.	N	
jobStatus	Status	If sapDisplayCommand equals InfoPackages(24); Current status for an SAP job.		N	
logId	Log ID	If commandGroup is one of the following; Log ID for process chain instance to be restarted: <ul style="list-style-type: none"> Start Process Chain and pcRestart is true. Wait Process Chain. Display (9) and sapDisplayCommand is Process Chain (20), Process Chain Log (21), or Process Chain Status (23). 		Y	
outputFailureOnly	Failure Only	If outputReturnType = STDOUT (2), STDERR (3), FILE (4), or OUTERR (6), and waitForOutput is false; Indication for whether output should be retrieved on task failure only.	Boolean; Valid values: true/false. Default is false.	N	
outputReturnFile	Output File	If outputReturnType is FILE (4); Path and file name containing the output that you want automatically retrieved and attached to the task instance.		Y	
outputReturnLines	Number of Lines	If outputReturnType is STDOUT (2), STDERR (3), FILE (4), or OUTERR (6); Allows you to limit the retrieved data to the number of lines specified.	Integer; Default is the value of the Retrieve Output Default Maximum Lines Universal Controller system property.	N	
outputReturnLines	Starting Line	If outputReturnType is STDOUT (2), STDERR (3), FILE (4), or OUTERR (6); Allows you to instruct the Controller to retrieve data beginning at this line.	Integer; Default is 1.	N	
outputReturnText	Scan Text	If outputReturnType is STDOUT (2), STDERR (3), FILE (4), or OUTERR (6); Instructs the Controller to scan the data for the text specified and retrieve only that.	The Controller will process this field as a regular expression.	N	
outputReturnTypes	Automatic Output Retrieval	Specification for whether you want the Controller to automatically retrieve any output from the job and attach it to the task instance record.	Valid values: <ul style="list-style-type: none"> As String = NONE, As Value = 1 As String = STDOUT, As Value = 2 As String = STDERR, As Value = 3 As String = FILE, As Value = 4 As String = OUTERR, As Value = 6 Default is NONE (1). <p>Note</p>  If outputReturnType is not NONE (1), the web service will fail with Start Failure if outputProhibited is true for the specified agent.	N	
outputType	Output Type	If exitCodeProcessing = Success Output Contains (3) or Failure Output Contains (4); Type of output.	Valid values: <ul style="list-style-type: none"> As String = STDOUT, As Value = 1 As String = STDERR, As Value = 2 As String = FILE, As Value = 3 Default is STDOUT (1).	Y	
pcRestart	Restart	If commandGroup equals Start Process Chain (18); Specification for whether or not to restart failed and cancelled processes (R or X) in the specified process chain instance.	Boolean. Valid values: true/false. Default is false.	N	
printAppLog	Print Application Log	If commandGroup is Run (1) or Wait (5), or wait is true; Specification for whether or not the job's application log, if one was generated, is returned.	Boolean. Valid values: true/false. Default is false.	N	
printAppRc	Print Application RC	If commandGroup is Run (1) or Wait (5) or wait is true; Specification for whether or not the job's application return codes, if they were set, are returned.	Boolean. Valid values: true/false. Default is false.	N	
purge	Delete SAP Job on Completion	If commandGroup is Wait(5) or wait is true;	Boolean. Valid values: true/false. Default is false.	N	
repositoryOrFilesys	Script or File System	Specification for whether the USAP definition file exists in the file system of the machine where the Agent is running or in Scripts.	Valid values: <ul style="list-style-type: none"> As String = Script, As Value = 1 As String = File System, As Value = 2 Default is Script (1).	N	

requestId	Request ID	If <code>commandGroup</code> is Wait InfoPackage(24) or Display(9) and <code>sapDisplayCommand</code> is InfoPackages Status (25); Request ID of the InfoPackage that is to be monitored.		Y	
retryIndefinitely	Retry Indefinitely	Specification for whether or not the Controller should continue trying indefinitely to run this task.	Boolean; Valid values: true/false. Default is false. This value overrides any value placed in <code>retryMaximum</code> .	N	
retryInterval	Retry Interval]	Number of seconds between each retry.	Integer; Default is 60.	N	
retryMaximum	Maximum Retries	Maximum number of times that the Controller should retry this task after it has started and gone to a failed state.	Integer; Default is 0.	N	
retrySuppressIntermediateFailures	Suppress Intermediate Failures	Specification for whether or not the following will be suppressed until all scheduled retry attempts have been made: <ul style="list-style-type: none"> All Actions (Abort, Email Notification, Set Variable, SNMP Notification, and System Operation) to be made against the task instance. Workflow conditional path processing; any Successors waiting on a failure path will not be released. Task Monitors will not be notified of the Failed status. Also, any Task Monitor task that has a Time Scope in the past will disqualify any matching task instance in the past with a Failed status if the task instance is scheduled for automatic retry and for which Suppress Intermediate Failures has been enabled. Any Workflow containing the Failed task instance will not transition to the Running/Problems status. 	Boolean; Valid values: true/false. Default is false.	N	
runtimeDir	Runtime Directory	Directory from which the application should be executed. Variables are supported.		N	
sapCmProfileId	SAP Criteria Manager Profile ID	If <code>commandGroup</code> is Set CM Profile, Activate CM Profile, or Delete CM Profile; ID of the profile.		Y	
sapCmProfileType	SAP Criteria Manager Profile Type	If <code>commandGroup</code> is Set CM Profile, Activate CM Profile, Deactivate CM Profile, or Delete CM Profile; Type of profile. For the default criteria types provided by SAP, the values are: <ul style="list-style-type: none"> EVTHIS - Identifies a criteria type for event history. EVHIRO - Identifies a criteria type for the reorganization of raised events. INTERC - Identifies a criteria type for job interception. 		Y	
sapCmXmlFile	SAP Criteria Manager XML File	If <code>commandGroup</code> is Create CM Profile or Set CM Profile, and <code>repositoryOrFilesys</code> is File System; Name of the file that contains the Criteria Manager information.		Y	
sapCommandMask	SAP Command Mask	Name of a command or a mask used to select SAP external commands that match the mask.		N	
sapConnection	SAP Connection	Name of the SAP connection.	The SAP connection specifies information about the SAP server.	Y (unless <code>sapConnectionVar</code> is specified)	<code>sapConnectionVar</code>
sapConnectionVar	SAP Connection Variable	Name of a variable that will be resolved at run time to the name of the SAP Connection to use.		Y (unless <code>sapConnection</code> is specified)	<code>sapConnection</code>
sapCred	SAP Credentials	Login credentials that the Controller will use to access the SAP system.	The credentials are stored in the Universal Controller credentials table; see Credentials .	Y (unless <code>sapCredVar</code> is specified)	<code>sapCredVar</code>
sapCredVar	SAP Credentials Variable	Name of a variable that will be resolved at run time to the name of the SAP Credentials to use.		Y (unless <code>sapCred</code> is specified)	<code>sapCred</code>
sapDisplayConfirmEvents	Confirm Returned Events	If <code>sapDisplayCommand</code> is Event History(16); Specification for whether or not the status of returned events should be changed in the SAP system.		N	

sapDispEventSelectState	Event Select State	Event status of the events which should be read.	Valid values: <ul style="list-style-type: none"> As String = New, As Value = 1 As String = Confirmed, As Value = 2 As String = All, As Value = 3 Default is New (1).	N	
sapDisplayCommand	Display Command	Displays the specified data, which is written to standard output.	Valid values: <ul style="list-style-type: none"> As String = Job Log, As Value = 1 As String = Spool List, As Value = 2 As String = Status, As Value = 3 As String = Variants, As Value = 4 As String = Variant, As Value = 5 As String = Job Definition, As Value = 6 As String = Select, As Value = 7 As String = System Log, As Value = 8 As String = Intercept Table, As Value = 9 As String = Intercepted Jobs, As Value = 10 As String = Reports, As Value = 11 As String = Commands, As Value = 12 As String = Output Devices, As Value = 13 As String = Print Formats, As Value = 14 As String = Selection Screen, As Value = 15 As String = Event History, As Value = 16 As String = Criteria Manager Profiles, As Value = 17 As String = Criteria Manager Criteria, As Value = 18 As String = Process Chains, As Value = 19 As String = Process Chain, As Value = 20 As String = Process Chain Log, As Value = 21 As String = Process Chain Start Condition, As Value = 22 As String = Process Chain Status, As Value = 23 As String = InfoPackages, As Value = 24 As String = InfoPackages Status, As Value = 25 Default Value: Log (1)	N	
sapEventId	SAP Event	If commandGroup is Raise Event (8); Name of the event.		Y	
sapEventParam	SAP Event Parameter	If commandGroup equals Raise Event(8); Optional parameter value for the event.		N	
sapFromDate	From Date	If sapDisplayCommand is Select (7) or System Log (8); Earliest date to use for job selection or syslog request.		N	
sapLang	SAP Language	SAP logon language used when executing the SAP task.	Valid values: <ul style="list-style-type: none"> Any valid 1-character SAP language identifier. Any valid 2-character ISO language identifier. (no value). SAP will use the default language set up for the user. If there is no such default, the default is EN (English). 		
sapPrinterName	SAP Printer Name	If sapDisplayCommand is Print Formats (14); Name of the SAP printer.		Y	
sapToDate	To Date	If sapDisplayCommand is Select(7) or System Log (8); Latest date to use for job selection or syslog request.		N	
script	Script	If repositoryOrFilesys is Script; Name of an SAP Definition script in the Controller database.		Y	
sourceSystem	Source System	If sapDisplayCommand equals InfoPackages (24); SAP InfoPackage source system.		N	
spoollist	Print Spooled Output	If commandGroup is Wait(5) or wait is true; Specification for whether or not the spoollists of all job steps are returned.	Boolean; Valid values: true/false. Default is false.	N	
start	Start	Specification for whether or not the newly-defined SAP job should be started.	Boolean; Valid values: true/false. Default is false.	N	
stepNum	SAP Job Step Number	If sapDisplayCommand is Spool List; Step number of the SAP job step.		Y	

targetJobName	Target Job Name	If <code>commandGroup</code> equals Run or Submit and <code>definitionOrModel</code> is SAP Model Job (2); Name of the new SAP job being created.	If you do not include <code>targetJobName</code> , the Controller uses the same name as the SAP Model Job.	N	
targetServer	SAP Target Server	If <code>commandGroup</code> is Run (1) or Start (4), or <code>start</code> is true; Name of an SAP instance at which a background job should be run.	<p>The name has the following format:</p> <div style="border: 1px solid black; padding: 5px; margin: 5px 0;"> <code>[host name]_[SAP System name]_[SAP System number]</code> </div> <p>Where host name is the name of the server computer on which the instance is running, as specified in the system profile parameter <code>SAPLOCALHOST</code>. For example:</p> <div style="border: 1px solid black; padding: 5px; margin: 5px 0;"> <code>hs0123_C11_55</code> </div>	N	
targetVariantName	Target Variant Name	If <code>commandGroup</code> is Submit and <code>definitionOrModelJobVar</code> is SAP Model Variant (3); One or more replacement variants for ABAP program job steps in an SAP job.		Y	
useAppRc	Use Application RC	If <code>commandGroup</code> is Run (1) or Wait(5), or <code>wait</code> is true; Specification for whether or not the SAP job's application return codes will be used to determine the return code for the Universal Controller task.	Boolean; Valid values: true/false. Default is false.	N	
wait	Wait	Specification for whether or not the Controller should wait for the SAP process chain to complete processing.	Boolean; Valid values: true/false. Default is false.	N	
waitForOutput	Wait For Output	If <code>outputReturnType</code> = STDOUT (2), STDERR (3), FILE (4), or OUTERR (6), and <code>outputFailureOnly</code> is false; Specification for whether or not the task should wait for the requested output before completing.	Boolean; Valid values: true/false. Default is false.	N	

SQL Task Properties

Task Properties: SQL Task

Property	UI Field Name	Description	Specifications	Required	Mutually Exclusive With
autoCleanup	Auto Cleanup	Specification for whether or not data retrieved as the result of a SQL task and written into a database table is discarded upon the successful completion of the task (or workflow if the task is contained within a workflow).	Boolean; Valid values: true or false. Default is false.	N	
columnName	Column Name	If <code>resultProcessing</code> is Success Result Set Contains (4) or Failure Result Set Contains (5); Name of a database column that is being checked for a specific value.		Y	
columnOp	Operator	If <code>resultProcessing</code> is Success Result Set Contains (4) or Failure Result Set Contains (5); Operator being used for the comparison.	Valid Values: <ul style="list-style-type: none"> As String = =, As Value = 1 As String = !=, As Value = 2 As String = >, As Value = 3 As String = >=, As Value = 4 As String = <, As Value = 5 As String = <=, As Value = 6 As String = regex, As Value = 7 Default is = (1).	N	
columnValue	Value	If <code>resultProcessing</code> is Success Result Set Contains (4) or Failure Result Set Contains (5); Value being compared, using the specified <code>columnOp</code> .		N	
connection	Database Connection	Name of the Universal Controller Database Connection that defines the database.		Y (unless <code>connectionVar</code> is specified)	<code>connectionVar</code>
connectionVar	Database Connection Variable	Name of a variable that will be resolved at run time to the name of the Database Connection to use.		Y (unless <code>connection</code> is specified)	<code>connection</code>
exitCodes	Exit Codes	If <code>resultProcessing</code> equals Success Exitcode Range (2) or Failure Exitcode Range (3); Range of exit codes.	Format: Numeric. Use commas to list a series of exit codes; use hyphens to specify a range. Example: 1,5, 22-30.	N	
maxRows	Maximum Rows	Limit to the number of rows you want returned by the SQL statement.	Integer; this overrides any value specified in the selected Database Connection .	N	
resultProcessing	Result Processing	Specification for how the Controller should determine whether the SQL command failed or completed successfully.	Valid Values: <ul style="list-style-type: none"> As String = Skip Result Processing, As Value = 1 As String = Success Exitcode Range, As Value = 2 As String = Failure Exitcode Range, As Value = 3 As String = Success Result Set Contains, As Value = 4 As String = Failure Result Set Contains, As Value = 5 Default is Skip Result Processing (1).	N	
retryIndefinitely	Retry Indefinitely	Specification for whether or not the Controller should continue trying indefinitely to run this task.	Boolean; Valid values: true/false. Default is false. This value overrides any value specified in <code>retryMaximum</code> .	N	
retryInterval	Retry Interval	Number of seconds between each retry.	Integer; Default is 60.	N	

retryMaximum	Maximum Retries	Maximum number of times that the Controller should retry this task after it has started and gone to a failed state.	Integer; Default is 0.	N	
retrySuppressFailure	Suppress Intermediate Failures	<p>Specification for whether or not the following will be suppressed until all scheduled retry attempts have been made:</p> <ul style="list-style-type: none"> • All Actions (Abort, Email Notification, Set Variable, SNMP Notification, and System Operation) to be made against the task instance. • Workflow conditional path processing; any Successors waiting on a failure path will not be released. • Task Monitors will not be notified of the Failed status. Also, any Task Monitor task that has a Time Scope in the past will disqualify any matching task instance in the past with a Failed status if the task instance is scheduled for automatic retry and for which Suppress Intermediate Failures has been enabled. • Any Workflow containing the Failed task instance will not transition to the Running/Problems status. 	Boolean; Valid values: true/false. Default is false.	N	
sqlCommand	SQL Command	SQL command being executed against the database.	Variables are supported.	Y	

Stored Procedure Task Properties

Task Properties: Stored Procedure Task

Property	UI Field Name	Description	Specifications	Required	Mutually Exclusive With
autoCleanup	Auto Cleanup	Specification for whether or not data retrieved as the result of a SQL task and then written into a database table is discarded upon the successful completion of the task (or workflow if the task is contained within a workflow).	Boolean. Valid values: true or false. Default is false.	N	
columnName	Column Name	If <code>resultProcessing</code> is Success Result Set Contains or Failure Result Set Contains; Name of a database column that is being checked for a specific value.		N	
connection	Database Connection	Universal Controller Database Connection that defines the database.		Y (unless <code>connectionVar</code> is specified)	connectionVar
connectionVar	Database Connection Variable	Name of a variable that will be resolved at run time to the name of the Database Connection to use.		Y (unless <code>connection</code> is specified)	connection
exitCodes	Exit Codes	If <code>resultProcessing</code> is Success Exitcode Range or Failure Exitcode Range; Range of exit codes.	Format: Numeric. Use commas to list a series of exit codes; use hyphens to specify a range. Example: 1,5, 22-30.	N	
maxRows	Maximum Rows	Limit to the number of rows you want returned by the SQL statement. This value overrides any value specified in the selected Database Connection .	Integer.	N	
parameterPosition	Parameter Position	If <code>resultProcessing</code> is Success Output Parameter or Failure Output Parameter; Position of this parameter within a list of parameters.	Integer.	N	
resultOp	Operator	If <code>resultProcessing</code> is Success Result Set Contains, Failure Result Set Contains, Success Output Parameter, or Failure Output Parameter; Operator being used for the comparison.	Valid values: <ul style="list-style-type: none"> As String = =, As Value = 1 As String = !=, As Value = 2 As String = >, As Value = 3 As String = >=, As Value = 4 As String = <, As Value = 5 As String = <=, As Value = 6 As String = regex, As Value = 7 Default is = (1).	N	
resultProcessing	Result Processing	Specification for how the Controller should determine whether the Stored Procedure failed or completed successfully.	Valid values: <ul style="list-style-type: none"> As String = Skip Result Processing, As Value = 1 As String = Success Exitcode Range, As Value = 2 As String = Failure Exitcode Range, As Value = 3 As String = Success Result Set Contains, As Value = 4 As String = Failure Result Set Contains, As Value = 5 As String = Success Output Parameter, As Value = 6 As String = Failure Output Parameter, As Value = 7 Default is Skip Result Processing (1).	N	
resultValue	Value	If <code>resultProcessing</code> is Success Result Set Contains Range, Failure Result Set Contains, Success Output Parameter or Failure Output Parameter; Value being compared, using the operator specified in <code>resultOp</code> .		N	

retryIndefinitely	Retry Indefinitely	Specification for whether or not the Controller should continue trying indefinitely to run this task. This value overrides any value in <code>retryMaximum</code> .	Boolean; Valid values: true/false. Default is false.	N	
retryInterval	Retry Interval (Seconds)	Number of seconds between each retry.	Integer; Default is 60.	N	
retryMaximum	Maximum Retries	Maximum number of times that the Controller should retry this task after it has started and gone to a failed state.	Integer; Default is 0.	N	
retrySuppressFailure	Suppress Intermediate Failures	<p>If the task instance is in the Failed status; Specification for whether or not the following will be suppressed until all scheduled retry attempts (a <code>retryMaximum</code> value has been specified or <code>retryIndefinitely</code> is true):</p> <ul style="list-style-type: none"> • All Actions (Abort, Email Notification, Set Variable, SNMP Notification, and System Operation) to be made against the task instance. • Workflow conditional path processing; any Successors waiting on a failure path will not be released. • Task Monitors will not be notified of the Failed status. Also, any Task Monitor task that has a Time Scope in the past will disqualify any matching task instance in the past with a Failed status if the task instance is scheduled for automatic retry and for which Suppress Intermediate Failures has been enabled. • Any Workflow containing the Failed task instance will not transition to the Running/Problems status. 	Boolean; Valid values: true/false. Default is false.	N	
storedProcName	Stored Procedure Name	Name of the file containing the stored procedure being executed against the database. Variables are supported.		Y	

System Monitor Task Properties

Task Properties: System Monitor Task

Property	UI Field Name	Description	Specifications	Required
byScale	By Scale	Scale of the number you entered in freeSize.	Valid values: <ul style="list-style-type: none"> As String = KB, As Value = 1 As String = MB, As Value = 2 As String = GB, As Value = 3 Default is MB (2).	N
condition	Condition	Specification for whether you want to check for free disk space greater than or less than the amount specified in the Resource Available field.	Valid values: <ul style="list-style-type: none"> As String = >, As Value = 1 As String = <, As Value = 2 Default is > (1).	N
drive	Mount Points or Drives	Specific mount point or drive, such as drive C: for Windows, that you want to limit the check to.		Y
freeSize	Resource Available	Used in conjunction with byScale; Amount of the resource you are checking for. For example, to verify that the machine has at least 1GB of free disk space, enter 1 in freeSize, GB in byScale, and > in condition.	Integer.	Y
smtype	Monitor Type	Type of system status to monitor for.	Valid values: <ul style="list-style-type: none"> As String = DISKFREESPC, As Integer = 1 Default is DISKFREESPC (1).	N

Task Monitor Task Properties

Task Properties: Task Monitor Task

Property	UI Field Name	Description	Specifications	Required
monType	Monitoring Type	Specification for which task or tasks are being monitored.	Valid values: <ul style="list-style-type: none"> As String = Specific, As Value = 1 As String = General, As Value = 2 Default is Specific (1).	N
relativeTimeFrom	From	If timeScope is Relative; Used for Task Monitor tasks not associated with a trigger. Together with relativeTimeTo, it allows you to specify a window of time, relative to the time the Task Monitor task launched, during which the conditions of the Task Monitor must be met. If the conditions are not met within the specified window, the Task Monitor task goes to a FAILED status. If you specify a past time in relativeTimeFrom, as soon as the Task Monitor task launches, the Controller searches the Activity table for past events that match the specified conditions. If the conditions are satisfied already, the Task Monitor task goes immediately to SUCCESS status. Otherwise, the Controller continues monitoring until the conditions are met or until the relativeTimeTo time has passed.	Format: hh:mm. Default is 00:00.	N
relativeTimeTo	Time Scope To	If timeScope is Relative; Used for Task Monitor tasks not associated with a trigger. Together with relativeTimeFrom, it allows you to specify a window of time, relative to the time the Task Monitor task launched, during which the conditions of the Task Monitor must be met. If the conditions are not met within the specified window, the Task Monitor task goes to a FAILED status. If the conditions in the Task Monitor task are met before the relativeTimeTo time arrives, the Task Monitor task goes to SUCCESS. If the conditions are not met by the relativeTimeTo time, the Task Monitor task goes to FAILED status.	Format: hh:mm.	N
statusText	Status to Monitor	Status being monitored for. When the task being monitored goes to a status specified here, the associated trigger is satisfied and the tasks specified in the trigger launch. You can specify status only, or status and exit code. You can specify as many statuses as needed	Comma-separated list of task instance statuses .	N
taskMonName	Task to Monitor	If monType is Specific; Task to monitor.		N
taskNameLookup	Task Name Condition	If monType is General; Type of condition for the name of tasks being monitored for.	Valid values: <ul style="list-style-type: none"> As String = -- None --, As Value = 1 As String = Starts With, As Value = 2 As String = Contains, As Value = 3 As String = Ends With, As Value = 4 As String = Equals, As Value = 5 Default is -- None -- (1).	N
taskNameValue	Task Name <Condition Value>	If monType is General and taskNameLookup is not -- None -- (1); Value for the condition specified in taskNameLookup.		N
taskNameValueResolve	Resolve Task Name Condition	If monType is General and taskNameLookup is not -- None -- (1); Specification for whether or not to resolve at run time any variables in the task name of the task(s) being monitored.	Boolean; Valid values: true/false. Default is false.	N

timeScope	Time Scope	Used for Task Monitor tasks not associated with a trigger; Used to create a window during which the Task Monitor conditions must be met in order for the Task Monitor to be satisfied. The timeScope window is always relative to the time that the Task Monitor launched. For example, if you specify -01:00 in relativeTimeFrom and 02:00 in relativeTimeTo, the window's begin time is one hour before the Task Monitor is launched and its end time is two hours after it is launched.	Valid values: <ul style="list-style-type: none"> As String = -- None --, As Value = 0 As String = Relative, As Value = 1 Default is -- None -- (0).	N
typeText	Task Type to Monitor	If monType is General; Task type(s) to monitor for.	Comma-separated list of task types .	N
wfConditionType	Workflow Name Condition	Type of condition for the name of a workflow or workflows containing the task being monitored for.	Valid values: <ul style="list-style-type: none"> As String = -- None --, As Value = 0 As String = Equals, As Value = 1 As String = Starts With, As Value = 2 As String = Contains, As Value = 3 As String = Ends With, As Value = 4 Default is -- None -- (0).	N
wfConditionValue	Workflow Name <Condition Value>	If wfConditionType is not -- None --; Value for wfConditionType.		Y

Timer Task Properties

Task Properties: Timer Task

Property	UI Field Name	Description	Specifications	Required
sleepAmount	Timer Duration in Seconds	If <code>sleepType</code> is Seconds; Number of seconds the Timer task will run.		N
sleepDayConstraint	Timer Day Constraint	If <code>sleepType</code> is Time or Relative Time; Specification for whether or not to advance the timer to another day.	Valid values: <ul style="list-style-type: none"> • As String = None, As Value = 0 • As String = Same Day, As Value = 1 • As String = Next Day, As Value = 2 • As String = Next Business Day, As Value = 3 • As String = Sunday, As Value = 4 • As String = Monday, As Value = 5 • As String = Tuesday, As Value = 6 • As String = Wednesday, As Value = 7 • As String = Thursday, As Value = 8 • As String = Friday, As Value = 9 • As String = Saturday, As Value = 10 Default is None (0).	N
sleepDuration	Timer Duration	If <code>sleepType</code> is Duration; Number of days, hours, minutes, and/or seconds the Timer task will run.	Format: dd:hh:mm:ss	N
sleepTime	Timer Time	If <code>sleepType</code> is Time or Relative Time; Time of day that the Timer task should go to a completed status.	24-hour time format. Default is 00:00.	N
sleepType	Timer Type	Type of Timer command to execute.	Valid values: <ul style="list-style-type: none"> • As String = Time, As Value = 1 • As String = Duration, As Value = 2 • As String = Seconds, As Value = 3 • As String = Relative Time, As Value = 4 Default is Seconds (3).	N

Universal Command Task Properties

Task Properties: Universal Command Task

Property	UI Field Name	Description	Specifications	Required	Mutually Exclusive With
broker	UCMD Agent	If <code>brokerChoice</code> is Agent Hostname or Agent Variable; Either: <ul style="list-style-type: none"> Variable that will be resolved when the task is launched. Host name of a machine where the UCMD Agent is running. 		N	
brokerChoice	UCMD Agent Option	Specification for how the name of the UCMD Agent is being specified in <code>broker</code> or <code>brokerRef</code> .	Valid values: <ul style="list-style-type: none"> As String = Agent, As Value = 1 As String = Agent Variable, As Value = 2 As String = Agent Hostname, As Value = 3 Default is Agent (1).	N	
brokerCred	UCMD Credentials	Login credentials that Controller will use to access the remote machine where the UCMD Agent is running.		N	brokerCredVar
brokerCredVar	UCMD Credentials Variable	Name of a variable that will be resolved at run time to the name of the UCMD Credentials to use.		N	brokerCred
brokerRef	UCMD Agent	If <code>brokerChoice</code> is Agent; UCMD Agent record selected from the UCMD Agent table.		N	
command	Command	If <code>commandOrScript</code> is Command; Command being executed on the remote machine.	Variables are supported.	Y	
commandOptions	UCMD Options	Any UCMD options needed by the program to execute properly.	Variables are supported.	N	
commandOrScript	Command or Script	Specification for whether a single command or a script is being executed.	Valid values: <ul style="list-style-type: none"> As String = Command, As Value = 1 As String = Script, As Value = 2 Default is Command (1).	N	
exitCodeOutput	Output File	Path and file name of the output file that should be scanned for the text in <code>exitCodeText</code> .		N	
exitCodeProcessing	Exit Code Processing	Specification for how the Controller should determine whether the executed command failed or completed successfully.	Valid values: <ul style="list-style-type: none"> As String = Success Exitcode Range, As Value = 1 As String = Failure Exitcode Range, As Value = 2 As String = Success Output Contains, As Value = 3 As String = Failure Output Contains, As Value = 4 As String = Step Conditions, As Value = 5 Default is Success Exitcode (1).	N	
exitCodes	Exit Codes	If <code>exitCodeProcessing</code> is Success Exitcode Range or Failure Exitcode Range; Range of exit codes.	Format: Numeric. Use commas to list a series of exit codes; use hyphens to specify a range. Example: 1,5, 22-30.	Y	
exitCodeText	Scan Output For	If <code>exitCodeProcessing</code> = Success Output Contains (3) or Failure Output Contains (4); text for which the Controller should scan the output file.	The Controller will process this field as a regular expression .	Y	
outputFailureOnly	Failure Only	If <code>outputReturnType</code> is STDOUT, STDERR, FILE, or OUTERR, and <code>waitForOutput</code> is false; Indication for whether output should be retrieved on task failure only.	Boolean; Valid values: true/false. Default is false.	N	
outputReturnFile	Output File	If <code>outputReturnType</code> is FILE; Path and file name containing the output that you want automatically retrieved and attached to the task instance.		N	

outputReturnLine	Number of Lines	If outputReturnTypes is STDOUT, STDERR, FILE, or OUTERR; Limit the retrieved data to this number of lines.	Default is the value of the Retrieve Output Default Maximum Lines Universal Controller system property.	N	
outputReturnLine	Start Line	If outputReturnTypes is STDOUT, STDERR, FILE, or OUTERR; Instructs the Controller to retrieve data beginning at the line indicated.	Default is 1.	N	
outputReturnText	Scan Text	If outputReturnTypes is STDOUT, STDERR, FILE, or OUTERR; Instructs the Controller to scan the data for the text specified and retrieve only that.	The Controller will process this field as a regular expression .	N	
outputReturnTypes	Automatic Output Retrieval	Specification for whether you want the Controller to automatically retrieve any output from the job and attach it to the task instance record.	Valid values: <ul style="list-style-type: none"> As String = NONE, As Value = 1 As String = STDOUT, As Value = 2 As String = STDERR, As Value = 3 As String = FILE, As Value = 4 As String = OUTERR, As Value = 6 Default is OUTERR (6).	N	
outputType	Output Type	If exitCodeProcessing is Success Output or Failure Output; Type of output.	Valid values: <ul style="list-style-type: none"> As String = STDOUT, As Value = 1 As String = STDERR, As Value = 2 As String = FILE, As Value = 3 Default is STDOUT (1).	N	
retryExitCodes	Retry Exit Codes	Exit code range for which an auto-retry of the task in FAILED status will occur. Exit code ranges must be in the same format as ranges specified in exitCodes. Maximum Retries must be greater than 0. If an exit code range is not specified, any exit code potentially will cause a retry.	Format = 1,5,22-30	N	
retryInterval	Retry Interval (Seconds)	Number of seconds between each retry.	Integer; Default is 60.	N	
retryMaximum	Maximum Retries	Maximum number of times that the Controller should retry this task after it has started and gone to a failed state.	Integer; Default is 0.	N	
retrySuppressFailure	Suppress Intermediate Failures	If the task instance is in the Failed status; Specification for whether or not the following will be suppressed until all scheduled retry attempts (a Maximum Retries value has been entered or Retry Indefinitely has been enabled) have been made: <ul style="list-style-type: none"> All Actions (Abort, Email Notification, Set Variable, SNMP Notification, and System Operation) to be made against the task instance. Workflow conditional path processing; any Successors waiting on a failure path will not be released. Task Monitors will not be notified of the Failed status. Also, any Task Monitor task that has a Time Scope in the past will disqualify any matching task instance in the past with a Failed status if the task instance is scheduled for automatic retry and for which Suppress Intermediate Failures has been enabled. Any Workflow containing the Failed task instance will not transition to the Running/Problems status. 	Boolean; Valid values: true/false. Default is false.	N	
runtimeDir	Runtime Directory	Directory from which the application should be executed.	Variables are supported.	N	
script	Script File	If commandOrScript is Script; Path and filename of a script file that will be executed on the remote machine.		Y	
scriptOptions	Script Options	If commandOrScript is Script; One or more command line options to pass to the script file.		N	
waitForOutput	Wait For Output	If outputReturnTypes = STDOUT (2), STDERR (3), FILE (4), or OUTERR (6), and outputFailureOnly is false; Specification for whether or not the task should wait for the requested output before completing.	Boolean; Valid values: true/false. Default is false.	N	


Universal Task Properties

Task Properties: Universal Task

Property	UI Field Name	Description	Specifications	Required
arrayField {1-4}	<array field>	<p>Array field for this Universal task.</p> <p>Examples:</p> <p>Create / Update</p> <p>XML: <arrayField1 nameTitle="Custom Name" valueTitle="Custom Id"> <field> <name>John Doe Jr.</name> <value>1234567</value> </field> <field> <name>Max</name> <value>888888</value> </field> </arrayField1> <arrayField2> <field> <name>A1</name> <value>test1</value> </field> <field> <name>A2</name> <value>test2</value> </field> </arrayField2></p> <p>JSON: "arrayField1": { "fields": [{ "name": "John Doe Jr.", "value": "1234567" }, { "name": "Max", "value": "888888" }] "nameTitle": "Custom Name", "valueTitle": "Custom Id" }, "arrayField2": { "fields": [{ "name": "A1", "value": "test1" }, { "name": "A2", "value": "test2" }] },], },</p> <p>Read</p> <p>XML: <arrayField1 name="array1" label="Customers" nameTitle="Custom Name" valueTitle="Custom Id"> <field> <name>John Doe Jr.</name> <value>1234567</value> </field> <field> <name>Max</name> <value>888888</value> </field> </arrayField1></p> <p>JSON: "arrayField1": {</p>	<p>Only fields defined in the corresponding Universal Template will be set. Validation rules defined on the template apply. Attributes name and label are for informational purpose only.</p>	N

		<pre>"fields":[{ "name": "John Doe Jr.", "value": "1234567" }, { "name": "Max", "value": "888888" }], "label": "Customers", "name": "array1", "nameTitle": "Custom Name", "valueTitle": "Custom Id" }</pre>		
booleanField{1-10}	<booleanField>	<p>Boolean field for this Universal task.</p> <p>Examples:</p> <p>Create / Update XML: <booleanField1>false</booleanField1> JSON: "booleanField1": false</p> <p>Read XML: <booleanField1 name="run_immediately" label="Run Immediately">false</booleanField1> JSON: "booleanField1": { "label": "Run Immediately", "name": "run_immediately", "value": false }</p>	Only fields defined in the corresponding Universal Template will be set. Validation rules defined on the template apply. Attributes name and label are for informational purpose only.	N
choiceField{1-15}	<choiceField>	<p>Choice field for this Universal task.</p> <p>Examples:</p> <p>Create / Update XML: <choiceField1>val 1</choiceField1> JSON: "choiceField1": "val 1"</p> <p>Read XML: <choiceField1 name="programe" label="Program Name">val 1</choiceField1> JSON: "choiceField1": { "label": "Program Name", "name": "programe", "value": "val 1", }</p>	Only fields defined in the corresponding Universal Template will be set. Validation rules defined on the template apply. Attributes name and label are for informational purpose only.	N
createConsole	Create Console	If <code>desktopInteract</code> is true: Specification for whether or not to allocate a new console for the process, rather than having it inherit one.	Boolean; Valid values: true/false. Default is false.	N
credentialField{1-6}	<credentialField>	<p>Credential field for this Universal task.</p> <p>Examples:</p> <p>Create / Update XML: <credentialField1>val 1</credentialField1> JSON: "credentialField1": "val 1"</p> <p>Read XML: <credentialField1 name="credname" label="Credential Name">val 1</credentialField1> JSON: "credentialField1": { "label": "Credential Name", "name": "credname", "value": "val 1", }</p>	Only fields defined in the corresponding Universal Template will be set. Validation rules defined on the template apply. Attributes name and label are for informational purpose only.	N
desktopInteract	Interact with Desktop	Specification for whether or not a task that runs an application with a GUI requires some manual actions from a user (for example, clicking buttons or entering values).	Boolean; Valid values: true/false. Default is false. This property is effective only for tasks executed on Windows XP or Server 2003. Windows Vista introduced the desktop isolation feature, which prevents tasks from accessing the interactive desktop session on Vista, Windows 7, Server 2008, Windows 8, and Server 2012. The Windows agent will execute the task, but the Interact with Desktop option has no effect. Therefore, an interactive application's GUI will not be visible on those platforms.	N

elevateUser	Run with Highest Privileges	Specification for whether or not to execute the task using an elevated privileges token, rather than one subject to User Account Control (UAC) restrictions. An elevated token allows a process to execute with all the privileges available to its specified credentials. For example, a task executed with an administrative account will behave as though it received permission via a UAC dialog to perform a privileged operation.	Boolean; Valid values: true/false. Default is false. This property will not give a user account privileges that have are not already granted to it. For example, taking ownership of a file is a privileged operation by default. A task will still fail even with this option selected if it is run with a regular user account that has not been granted the ability to change file ownership.	N
environment	Environment Variables	Environment variables needed by the program to run.	List of environment variables: <pre><environment><variable><name>env1</name><value>test1</value></variable><variable><name>env2</name><value>test2</value></variable></environment></pre>	N
exitCodeOutput	Output File	Path and file name of the output file that should be scanned for the text in exitCodeText.		N
exitCodeProcessing	Exit Code Processing	Specification for how the Controller should determine whether the executed command failed or completed successfully.	Valid values: <ul style="list-style-type: none"> As String = Success Exitcode Range, As Value = 1 As String = Failure Exitcode Range, As Value = 2 As String = Success Output Contains, As Value = 3 As String = Failure Output Contains, As Value = 4 Default is Success Exitcode (1).	N
exitCodes	Exit Codes	If exitCodeProcessing is Success Exitcode Range or Failure Exitcode Range; Range of exit codes.	Format: Numeric. Use commas to list a series of exit codes; use hyphens to specify a range. Example: 1,5, 22-30.	Y
exitCodeText	Scan Output For	If exitCodeProcessing = Success Output Contains (3) or Failure Output Contains (4); text for which the Controller should scan the output file.	The Controller will process this field as a regular expression .	Y
floatField {1-4}	<float field>	Float field for this Universal task. Examples: Create / Update XML: <floatField1>float1</floatField1> JSON: "floatField1": test float Read XML: <floatField1 name="float1" label="float1">2.1474</floatField1> JSON: "floatField1": { "label": "float1", "name": "float1", "value": 2.1474, }	Only fields defined in the corresponding Universal Template will be set. Validation rules defined on the template apply. Attributes name and label are for informational purpose only.	N
intField {1-10}	<integer field>	Integer field for this Universal task. Examples: Create / Update XML: <intField1>12</intField1> JSON: "intField1": 12 Read XML: <intField1 name="error_level" label="Error Level">12</intField1> JSON: "intField1": { "label": "Error Level", "name": "error_level", "value": 12, }	Only fields defined in the corresponding Universal Template will be set. Validation rules defined on the template apply. Attributes name and label are for informational purpose only.	N

largeTextF ield{1-2}	<text field>	<p>Large text field for this Universal task.</p> <p>Examples:</p> <p>Create / Update XML: <largeTextField1>test text</largeTextField1> JSON: "largeTextField1": "test text"</p> <p>Read XML: <largeTextField1 name="respapp" label="Responsibility Application">test text</largeTextField1> JSON: "largeTextField1": { "label": "Responsibility Application", "name": "respapp", "value": "test text", }</p>	<p>Only fields defined in the corresponding Universal Template will be set. Validation rules defined on the template apply. Attributes name and label are for informational purpose only.</p>	N
outputFail ureOnly	Failure Only	If <code>outputReturntype</code> is STDOUT, STDERR, FILE, or OUTERR; Indication for whether output should be retrieved on task failure only.	Boolean; Valid values: true/false. Default is false.	N
outputRetu rnFile	Output File	If <code>outputReturntype</code> is FILE; Path and file name containing the output that you want automatically retrieved and attached to the task instance.		N
outputRetu rnLine	Number of Lines	If <code>outputReturntype</code> is STDOUT, STDERR, FILE, or OUTERR; Limit the retrieved data to this number of lines.	Default is the value of the Retrieve Output Default Maximum Lines Universal Controller system property.	N
outputRetu rnLine	Start Line	If <code>outputReturntype</code> is STDOUT, STDERR, FILE, or OUTERR; Instructs the Controller to retrieve data beginning at the line indicated.	Default is 1.	N
outputRetu rnText	Scan Text	If <code>outputReturntype</code> is STDOUT, STDERR, FILE, or OUTERR; Instructs the Controller to scan the data for the text specified and retrieve only that.	The Controller will process this field as a regular expression .	N
outputRetu rnType	Automatic Output Retrieval	Specifacaton for whether you want the Controller to automatically retrieve any output from the job and attach it to the task instance record.	<p>Valid values:</p> <ul style="list-style-type: none"> As String = NONE, As Value = 1 As String = STDOUT, As Value = 2 As String = STDERR, As Value = 3 As String = FILE, As Value = 4 As String = OUTERR, As Value = 6 <p>Default is OUTERR (6).</p> <p>Note  If <code>outputReturntype</code> is not NONE (1), the web service will fail with Start Failure if <code>outputProhibited</code> is true for the specified agent.</p>	N
outputType	Output Type	If <code>exitCodeProcessing</code> is Success Output or Failure Output; Type of output.	<p>Valid values:</p> <ul style="list-style-type: none"> As String = STDOUT, As Value = 1 As String = STDERR, As Value = 2 As String = FILE, As Value = 3 <p>Default is STDOUT (1).</p>	N
retryExitC odes	Retry Exit Codes	Exit code range for which an auto-retry of the task in FAILED status will occur. Exit code ranges must be in the same format as ranges specified in <code>exitCodes</code> . Maximum Retries must be greater than 0. If an exit code range is not specified, any exit code potentially will cause a retry.	Format = 1,5,22-30	N
retryInter val	Retry Interval (Seconds)	Number of seconds between each retry.	Integer; Default is 60.	N
retryMaxim um	Maximum Retries	Maximum number of times that the Controller should retry this task after it has started and gone to a failed state.	Integer; Default is 0.	N
retrySuppr essFailure	Suppress Intermediate Failures	<p>If the task instance is in the Failed status; Specification for whether or not the following will be suppressed until all scheduled retry attempts (a Maximum Retries value has been entered or Retry Indefinitely has been enabled) have been made:</p> <ul style="list-style-type: none"> All Actions (Abort, Email Notification, Set Variable, SNMP Notification, and System Operation) to be made against the task instance. Workflow conditional path processing; any Successors waiting on a failure path will not be released. Task Monitors will not be notified of the Failed status. Also, any Task Monitor task that has a Time Scope in the past will disqualify any matching task instance in the past with a Failed status if the task instance is scheduled for automatic retry and for which Suppress Intermediate Failures has been enabled. Any Workflow containing the Failed task instance will not transition to the Running/Problems status. 	Boolean; Valid values: true/false. Default is false.	N

runtimeDir	Runtime Directory	Directory from which the application should be executed.	Variables are supported.	N
scriptField{1-2}	<script field>	<p>Script field for this Universal task.</p> <p>Examples:</p> <p>Create / Update XML: <scriptField1>val 1</scriptField1> JSON: "scriptField1": "val 1"</p> <p>Read XML: <scriptField1 name="scriptname" label="Script Name">val 1</scriptField1> JSON: "scriptField1": { "label": "Script Name", "name": "scriptname", "value": "val 1", }</p>	Only fields defined in the corresponding Universal Template will be set. Validation rules defined on the template apply. Attributes name and label are for informational purpose only.	N
template	n/a	Universal Template on which the Universal Task is based.		Y
textField{1-20}	<text field>	<p>Text field for this Universal task.</p> <p>Examples:</p> <p>Create / Update XML: <textField1>test text</textField1> JSON: "textField1": "test text"</p> <p>Read XML: <textField1 name="username" label="Application User">test text</textField1> JSON: "textField1": { "label": "Application User", "name": "username", "value": "test text", }</p>	Only fields defined in the corresponding Universal Template will be set. Validation rules defined on the template apply. Attributes name and label are for informational purpose only.	N

Variable Monitor Task Properties

Task Properties: Variable Task Monitor Task

Property	UI Field Name	Description	Specifications	Required
timeLimit	Time Limit	If valueMonitorType is Change or Current/Change; Used for Variable Monitor tasks not associated with a trigger; Amount of time (in units specified by timeLimitUnit) to monitor for the Variable Monitor conditions to be met.	The timeLimit duration is always relative to the start time of the Variable Monitor task instance.	N
timeLimitUnit	Time Limit Unit	Unit of time to use for timeLimit.	Valid Values: <ul style="list-style-type: none"> As String = Minutes, As Value = 2 As String = Hours, As Value = 3 As String = Days, As Value = 4 Default is Hours (3).	N
value	Value	If valueCondition is =, !=, >, >=, <, <=, or regex; Value of the variable being monitored.		N
valueCondition	Value Condition	Condition for the value of the variable being monitored.	Valid values: <ul style="list-style-type: none"> As String = -- None --, As Value = 0 As String = =, As Value = 1 As String = !=, As Value = 2 As String = >, As Value = 3 As String = >=, As Value = 4 As String = <, As Value = 5 As String = <=, As Value = 6 As String = regex, As Value = 7 As String = undefined, As Value = 8 Default is = (1)	N
valueMonitorType	Value Monitor Type	Type of monitoring to be done on the Variable value.	Valid values: <ul style="list-style-type: none"> As String = Current, As Value = 1 As String = Change, As Value = 2 As String = Current/Change, As Value = 3 Default is Current (1).	N
variableName	Variable to Monitor	Name of the variable to monitor.	Variables are supported.	Y

Web Service Task Properties

Task Properties: Web Service Task

Property	UI Field Name	Description	Specifications	Required
autoCleanup	Auto Cleanup	Specification for whether or not to enable the auto clean-up of Web Service response output upon task instance completion or, if the task instance is within a workflow, when the top-level workflow instance completes.	Boolean; Valid values: true / false. Default is false.	
formData	Form Data	If <code>httpPayloadType = Form Data</code> ; Any parameters to be encoded and added to the message body.	Format: <pre><formData><formField><name>field1</name><value>value1</value></formField><formField><name>field2</name><value>value2</value></formField></formData></pre>	N
httpAuth	HTTP Authentication	HTTP authentication scheme to use.	Valid values: <ul style="list-style-type: none"> As String = None, As Value = 0 As String = Basic, As Value = 1 Default is None (0).	N
httpHeaders	HTTP Headers	HTTP headers.	Format: <pre><httpHeaders><httpHeader><name>header1</name><value>val1</value></httpHeader><httpHeader><name>header2</name><value>val2</value></httpHeader></httpHeaders></pre>	N
httpMethod	HTTP Method	If <code>protocol = HTTP</code> ; Type of HTTP request method to use.	Valid values: <ul style="list-style-type: none"> As String = GET, As Value = 1 As String = POST, As Value = 2 As String = PUT, As Value = 3 As String = PATCH, As Value = 4 As String = DELETE, As Value = 5 Default is GET (1).	N
httpPayloadType	HTTP Payload Type	If <code>protocol = HTTP</code> and <code>httpMethod = POST, PUT, or PATCH</code> ; Type of HTTP payload.	Valid values: <ul style="list-style-type: none"> As String = Raw, As Value = 1 As String = Form Data, As Value = 2 Default is Raw (1).	N


httpVersion	HTTP Version	Version of the HTTP protocol to use.	Valid values: <ul style="list-style-type: none"> As String = 1.0, As Value = 1 As String = 1.1, As Value = 2 Default is 1.1 (2).	N
mimeType	MIME Type	If protocol = HTTP; MIME type of the message body.	If httpPayloadType = Form Data, mimeType is set to Application/x-www-form-urlencoded.	N
outputConditionOperator	Operator	If responseProcessingType = Success Output Contains or Failure Output Contains; Condition operator to evaluate in combination with outputConditionValue.	Valid values: <ul style="list-style-type: none"> As String = =, As Value = 1 As String = !=, As Value = 2 As String = >, As Value = 3 As String = >=, As Value = 4 As String = <, As Value = 5 As String = <=, As Value = 6 As String = regex, As Value = 7 Default is = (1).	N
outputConditionStrategy	Strategy	If outputType = XML or JSON; Strategy to take when applying outputConditionOperator and outputConditionValue against outputPathExpression matches.	Valid values: <ul style="list-style-type: none"> As String = Match Any, As Value = 1 As String = Match All, As Value = 2 As String = Match None, As Value = 3 As String = Count, As Value = 4 Default is Match Any (1).	N
outputConditionValue	Value	If responseProcessingType = Success Output Contains or Failure Output Contains; Condition value to evaluate in combination with the outputConditionOperator.		N
outputPathExpression	Path Expression	If outputType = XML or JSON; Expression to be used when evaluating the response output.		N
outputType	Output Type	If responseProcessingType = Success Status Code Range or Failure Status Code Range; Output type that the Response Processing mechanism should assume when evaluating the output. If the expected output is XML or JSON, it is valid to specify Text. However, when specifying XML or JSON, the output must be XML or JSON, respectively; otherwise, the parsing will fail and the path expression evaluation will return no matches.	Valid values: <ul style="list-style-type: none"> As String = Text, As Value = 1 As String = XML, As Value = 2 As String = JSON, As Value = 3 Default is Text (1).	N
payload	Payload	If protocol = HTTP, httpMethod = is POST, PUT, or PATCH, httpPayloadType is Raw, and payloadSource = Form, or if protocol = SOAP and payloadSource = Form; Request payload.		N
payloadScript	Payload Script	If payloadSource = Script; Script that contains the content of the request payload.		Y (if payloadSource = Script.
payloadSource	Payload Source	If protocol = HTTP, httpMethod = is POST, PUT, or PATCH, and httpPayloadType is Raw, or if protocol = SOAP; Specification for whether the payload is defined in payload or in payloadScript.	Valid values: <ul style="list-style-type: none"> As String = Form, As Value = 1 As String = Script, As Value = 2 Default is Form (1).	N

protocol	Protocol	Protocol to use for the operation.	<p>Valid values:</p> <ul style="list-style-type: none"> As String = HTTP, As Value = 1 As String = SOAP, As Value = 2 <p>Default is HTTP (1).</p>	N
responseProcessingType	Response Processing	Specification for how to process the response in order to determine success or failure.	<p>Valid values:</p> <ul style="list-style-type: none"> As String = Default Success Status Code Range, As Value = 1 As String = Success Status Code Range, As Value = 2 As String = Failure Status Code Range, As Value = 3 As String = Success Output Contains, As Value = 4 As String = Failure Output Contains, As Value = 5 <p>Default is Default Success Status Code Range (1).</p>	N
soapPayloadType	SOAP Payload Type	If protocol = SOAP; Type of SOAP Payload.	<p>Valid values:</p> <ul style="list-style-type: none"> As String = Body, As Value = 1 As String = Envelope, As Value = 2 <p>Default is Body (1).</p>	N
soapResponseOutput	SOAP Response Output	If protocol = SOAP; Element of the SOAP response to be captured as output.	<p>Valid values:</p> <ul style="list-style-type: none"> As String = Body/First Element, As Value = 1 As String = Body, As Value = 2 As String = Envelope, As Value = 3 <p>Default is Body/First Element (1).</p>	N
soapVersion	SOAP Version	If protocol = SOAP; Version of the SOAP protocol to use.	<p>Valid values:</p> <ul style="list-style-type: none"> As String = 1.1, As Value = 1 As String = 1.2, As Value = 2 <p>Default is 1.2 (2).</p>	N
statusCodeRange	Status Codes	If responseProcessingType = Success Status Code Range or Failure Status Code Range; Qualifying status codes.	Format: 200-299,503.	N
timeout	Timeout	Number of seconds to wait for the request to complete.		N
url	URL	URL of the target service, excluding any urlParameters.		Y
urlParameters	URL Query Parameters	If protocol = HTTP; Any query parameters to be encoded as a query string and appended to the URL.	<p>Format:</p> <pre><urlParameters><urlParameter><name>param1</name><value>value1</value></urlParameter><urlParameter><name>param2</name><value>value2</value></urlParameter></urlParameters></pre>	N

Windows Task Properties

Task Properties: Windows Task


Property	UI Field Name	Description	Specifications	Required
command	Command	If <code>commandOrScript = Command (1)</code> ; Command being executed on the remote machine.	Variables supported.	N
commandOrScript	Command or Script	Specification for whether a single command or a script is being executed.	Valid values: <ul style="list-style-type: none"> As String = Command, As Value = 1 As String = Script, As Value = 2 Default is Command (1).	N
createConsole	Create Console	If <code>desktopInteract</code> is true; Specification for whether or not to allocate a new console for the process, rather than having it inherit one.	Boolean; Valid values: true/false. Default is false.	N
desktopInteract	Interact with Desktop	Specification for whether or not a task that runs an application with a GUI requires some manual actions from a user (for example, clicking buttons or entering values).	Boolean; Valid values: true/false. Default is false. This property is effective only for tasks executed on Windows XP or Server 2003. Windows Vista introduced the desktop isolation feature, which prevents tasks from accessing the interactive desktop session on Vista, Windows 7, Server 2008, Windows 8, and Server 2012. The Windows agent will execute the task, but the Interact with Desktop option has no effect. Therefore, an interactive application's GUI will not be visible on those platforms.	N
elevateUser	Run with Highest Privileges	Specification for whether or not to execute the task using an elevated privileges token, rather than one subject to User Account Control (UAC) restrictions. An elevated token allows a process to execute with all the privileges available to its specified credentials. For example, a task executed with an administrative account will behave as though it received permission via a UAC dialog to perform a privileged operation.	Boolean; Valid values: true/false. Default is false. This property will not give a user account privileges that have are not already granted to it. For example, taking ownership of a file is a privileged operation by default. A task will still fail even with this option selected if it is run with a regular user account that has not been granted the ability to change file ownership.	N
environment	Environment Variables	Environment variables needed by the program to run.	List of environment variables: <pre><environment><variable><name>env1</name><value>test1</value></variable><variable><name>env2</name><value>test2</value></variable></environment></pre>	N
exitCodeOutput	Output File	If <code>outputType = FILE (3)</code> ; Path and file name of the output file that should be scanned for the text in <code>exitCodeText</code> .		N
exitCodeProcessing	Exit Code Processing	Specification for how the Controller should determine whether the executed command failed or completed successfully.	Valid values: <ul style="list-style-type: none"> As String = Success Exitcode Range, As Value = 1 As String = Failure Exitcode Range, As Value = 2 As String = Success Output Contains, As Value = 3 As String = Failure Output Contains, As Value = 4 Default is Success Exitcode Range (1).	N
exitCodes	Exit Codes	If <code>exitCodeProcessing = Success Exitcode Range (1)</code> or <code>Failure Exitcode Range (2)</code> ; Range of exit codes.	Format: Numeric. Use commas to list a series of exit codes; use hyphens to specify a range. Example: 1,5,22-30.	Y
exitCodeText	Scan Output For	If <code>exitCodeProcessing = Success Output Contains (3)</code> or <code>Failure Output Contains (4)</code> ; text for which the Controller should scan the output file.	The Controller will process this field as a regular expression .	Y
outputFailureOnly	Failure Only	If <code>outputReturnType = STDOUT (2)</code> , <code>STDERR (3)</code> , <code>FILE (4)</code> , or <code>OUTERR (6)</code> , and <code>waitForOutput</code> is false; Indication for whether output should be retrieved on task failure only.	Boolean; Valid values: true/false. Default is false.	N

outputReturnFile	Output File	If outputReturnTypes is FILE (4); Path and file name containing the output that you want automatically retrieved and attached to the task instance.		Y
outputReturnLines	Number of Lines	If outputReturnTypes is STDOUT (2), STDERR (3), FILE (4), or OUTERR (6); Allows you to limit the retrieved data to the number of lines specified.	Integer; Default is the value of the Retrieve Output Default Maximum Lines Universal Controller system property.	N
outputReturnStartLine	Starting Line	If outputReturnTypes is STDOUT (2), STDERR (3), FILE (4), or OUTERR (6); Allows you to instruct the Controller to retrieve data beginning at this line.	Integer; Default is 1.	N
outputReturnScanText	Scan Text	If outputReturnTypes is STDOUT (2), STDERR (3), FILE (4), or OUTERR (6); Instructs the Controller to scan the data for the text specified and retrieve only that.	The Controller will process this field as a regular expression .	N
outputReturnTypes	Automatic Output Retrieval	Specification for whether you want the Controller to automatically retrieve any output from the job and attach it to the task instance record.	<p>Valid values:</p> <ul style="list-style-type: none"> • As String = NONE, As Value = 1 • As String = STDOUT, As Value = 2 • As String = STDERR, As Value = 3 • As String = FILE, As Value = 4 • As String = OUTERR, As Value = 6 <p>Default is NONE (1).</p> <p>Note  If outputReturnTypes is not NONE (1), the web service will fail with Start Failure if outputProhibited is true for the specified agent.</p>	N
outputType	Output Type	If exitCodeProcessing = Success Output Contains (3) or Failure Output Contains (4); Type of output.	<p>Valid values:</p> <ul style="list-style-type: none"> • As String = STDOUT, As Value = 1 • As String = STDERR, As Value = 2 • As String = FILE, As Value = 3 <p>Default is STDOUT (1).</p>	Y
parameters	Parameters	Any arguments needed by the program to execute properly.	Variables are supported.	N
retryExitCodes	Retry Exit Codes	Exit code range for which an auto-retry of the task in FAILED status will occur. Exit code ranges must be in the same format as ranges specified in exitCodes. Maximum Retries must be greater than 0. If an exit code range is not specified, any exit code potentially will cause a retry.	Format = 1,5,22-30	N
retryIndefinitely	Retry Indefinitely	Specification for whether or not the Controller should continue trying indefinitely to run this task. If retryIndefinitely = yes, it overrides any value placed in retryMaximum.	Boolean; Valid values: true/false. Default is false.	N
retryInterval	Retry Interval	Number of seconds between each retry.	Integer; Default is 60.	N
retryMaximum	Maximum Retries	Maximum number of times that the Controller should retry this task after it has started and gone to a failed state.	Integer; Default is 0.	N
retrySuppressIntermediateFailures	Suppress Intermediate Failures	Specification for whether or not the following will be suppressed until all scheduled retry attempts have been made: <ul style="list-style-type: none"> • All Actions (Abort, Email Notification, Set Variable, SNMP Notification, and System Operation) to be made against the task instance. • Workflow conditional path processing; any Successors waiting on a failure path will not be released. • Task Monitors will not be notified of the Failed status. Also, any Task Monitor task that has a Time Scope in the past will disqualify any matching task instance in the past with a Failed status if the task instance is scheduled for automatic retry and for which Suppress Intermediate Failures has been enabled. • Any Workflow containing the Failed task instance will not transition to the Running/Problems status. 	Boolean; Valid values: true/false. Default is false.	N
runtimeDir	Runtime Directory	Directory from which the application should be executed. Variables are supported.		N
script	Script	If commandOrScript is Script (2); Name of a script in the Controller database that will be executed by this task.		Y

waitForOutput	Wait For Output	If <code>outputReturnType = STDOUT (2), STDERR (3), FILE (4), or OUTERR (6)</code> , and <code>outputFailureOnly</code> is false; Specification for whether or not the task should wait for the requested output before completing.	Boolean; Valid values: true/false. Default is false.	N
---------------	-----------------	---	--	---

Workflow Task Properties


Task Properties: Workflow Task

Property	UI Field Name	Description	Specifications	Required
calculateCp	Calculate Critical Path	<p>Specification for whether or not the Controller will calculate the Critical Path of this Workflow and, by default, display it in the Workflow Monitor.</p> <p>Important </p> <ul style="list-style-type: none"> When restoring a Workflow Details Version, the Calculate Critical Path setting (yes or no) will be preserved. When promoting a Workflow record or importing (list or bulk) Workflow Details: <ul style="list-style-type: none"> Critical Path Calculations Permitted setting will not change. Calculate Critical Path, if yes, will remain set to yes. If the database is "dropped" for any reason: <ul style="list-style-type: none"> Critical Path Calculations Permitted will be set to false. Calculate Critical Path, if enabled, will be set to no. 	Boolean; Valid values: true/false. Default is false.	N
calendar	Default Calendar	<p>Default calendar used by the Workflow. If the Workflow is launched by a trigger, the trigger calendar overrides this default calendar.</p> <p>The Calendar will be used to verify any Custom Day references in <code>complexNoun</code> in the Workflow Run Criteria.</p>		N
layoutOption	Auto Layout	If <code>skippedOption</code> is Hide Skipped (2); Specification for the layout of the Workflow Monitor.	<p>Valid values:</p> <ul style="list-style-type: none"> As String = -- None --, As Value = 0 As String = Horizontal Layout, As Value = 1 As String = Vertical Layout, As Value = 2 <p>Default is -- None -- (0).</p>	N
numberOfTasks	Progress	Total number of tasks in the Workflow.		N
overrideCalendar	Override Inherited Calendar	Specification for whether or not to use the selected default <code>calendar</code> for this Workflow instead of the calendar used in the trigger or parent Workflow.	Valid values: true/false (default is false).	N
skippedOption	Show/Hide Skipped Tasks	Specification to either show or hide tasks that have been skipped in a Workflow (see Skipping a Task).	<p>Valid values:</p> <ul style="list-style-type: none"> As String = Show Skipped, As Value = 1 As String = Hide Skipped, As Value = 2 <p>Default is Show Skipped (1).</p>	N

zOS Task Properties

Task Properties: z/OS Task

Property	UI Field Name	Description	Specifications	Required
autoRestartOption	Auto-Restart Option	Allows the z/OS job to be resubmitted with controlled step selection.	autoRestartOption is processed if a task transitions to a failed state. It works in conjunction with retryMaximum, retryInterval, and retryIndefinitely. Valid values: <ul style="list-style-type: none"> As String = -- None --, As Value = 0 As String = Restart From First Job Step, As Value = 1 As String = Restart From Failed Job Step, As Value = 2 As String = Use Restart Criteria, As Value = 3 Default is -- None -- (0).	N
deleteOverrideJcl	Delete Override JCL]	If useOverrideLib is true; Allows the task to define criteria that will control the automated clean-up of the override JCL. If deleteOverrideJcl is false, the Controller and Agent will take no action to delete the override JCL from the target system.	Boolean; Valid values: true/false. Default is false.	N
exitCodeOutput	Output File	If outputType = FILE (3); Path and file name of the output file that should be scanned for the text in exitCodeText.		N
exitCodeProcessing	Exit Code Processing	Specification for how the Controller should determine whether the executed command failed or completed successfully.	Valid values: <ul style="list-style-type: none"> As String = Success Exitcode Range, As Value = 1 As String = Failure Exitcode Range, As Value = 2 As String = Success Output Contains, As Value = 3 As String = Failure Output Contains, As Value = 4 As String = Step Conditions, As Value = 5 Default is Success Exitcode Range (1).	N
exitCodes	Exit Codes	If exitCodeProcessing = Success Exitcode Range (1) or Failure Exitcode Range (2); Range of exit codes.	Format: Numeric. Use commas to list a series of exit codes; use hyphens to specify a range. Example: 1,5, 22-30.	Y
exitCodeText	Scan Output For	If exitCodeProcessing = Success Output Contains (3) or Failure Output Contains (4); text for which the Controller should scan the output file.	The Controller will process this field as a regular expression .	Y
jclLocation	JCL Location	File and member name containing the JCL script.	When you are using the JCL_LIBRARY feature, you can substitute the name of the library with a string starting with "&", that names the library specified in the uags.conf file with the JCL_library definitions.	N
jobclassNew	New Jobclass	New Jobclass to replace the one in the JCL member, allowing you to override the value in your JCL without having to modify the JCL.		N
jobnameNew	New Jobname	Job name that will replace the one in the JCL member, allowing you to override the value in your JCL without having to modify the JCL.	This value should be validated before the job is launched to avoid JES start failures. Syntax: <ul style="list-style-type: none"> 1-8 characters Upper case Name must start with an alphabetic or \$, #, @ character. Remaining characters are alphanumeric or \$, #, @. No spaces or tabs. 	N
msgclasNew	New Msgclass	New MSGCLASS to replace the one in the JCL member. This allows you to override the value in your JCL from the Controller without having to modify the JCL.		N
outputFailureOnly	Failure Only	If outputReturnType = FILE (4) or JOBLOG (5), and waitForOutput is false; Indication for whether output should be retrieved on task failure only.	Boolean; Valid values: true/false. Default is false.	N
outputReturnFile	Output File	If outputReturnType = FILE (4); Path and file name containing the output that you want automatically retrieved and attached to the task instance.		Y
outputReturnLines	Number of Lines	If outputReturnType = STDOUT (2), STDERR (3), FILE (4), or OUTERR (6); Allows you to limit the retrieved data to the number of lines specified.	Integer; Default is the value of the Retrieve Output Default Maximum Lines Universal Controller system property.	N

outputReturnLine	Starting Line	If outputReturnLine = STDOUT (2), STDERR (3), FILE (4), or OUTERR (6); Allows you to instruct the Controller to retrieve data beginning at this line.	Integer; Default is 1.	N
outputReturnText	Scan Text	If outputReturnLine = STDOUT (2), STDERR (3), FILE (4), or OUTERR (6); Instructs the Controller to scan the data for the text specified and retrieve only that.	The Controller will process this field as a regular expression .	N
outputReturnType	Automatic Output Retrieval	Specification for whether you want the Controller to automatically retrieve any output from the job and attach it to the task instance record.	Valid values: <ul style="list-style-type: none"> As String = NONE, As Value = 1 As String = FILE, As Value = 4 As String = JOBLIST, As Value = 5 Default is NONE (1). Note  If outputReturnLine is not NONE (1), the web service will fail with Start Failure if outputProhibited is true for the specified agent.	N
outputType	Output Type	If exitCodeProcessing = Success Output Contains (3) or Failure Output Contains (4); Type of output.	Valid values: <ul style="list-style-type: none"> As String = STDOUT, As Value = 1 As String = STDERR, As Value = 2 As String = FILE, As Value = 3 Default is STDOUT (1).	Y
overrideJclDeleteInstanceCount	Override Instance Count for Deletion	If deleteOverrideJcl is true; Number of successful override instances that must occur before the override JCL library member is deleted. When the deletion criteria has been satisfied, the Controller will instruct the Agent to delete the member specified in JCL Override Location. An override instance is considered successful only if the ending state in the controller is SUCCESS.	Integer. Default is 1.	Y
overrideJclLocation	JCL Override Location	If useOverrideLib is true; File and member name potentially containing an override JCL script.	The Agent will check this location for JCL before looking in the standard jclLocation. If JCL is found in this location, the job will be submitted from there. If JCL is not found in this location, the Agent will submit the job from the standard jclLocation. Missing override JCL is not considered an error condition. As with jclLocation, when you are using the JCL_LIBRARY feature, you can substitute the name of the library with a string starting with "&" that names the library specified in the uags.conf file with the JCL_library definitions.	N
parameters	Parameters	Any arguments needed by the program to execute properly.	Variables are supported.	N
proclibName	Procedure Library	Allows you to define a JES2 PROCLIB control statement in the job JCL. For example, a PROCLIB value of PROC01 will result in the following JES2 control statement generated in the job JCL: <div style="border: 1px solid gray; padding: 5px; width: fit-content; margin: 10px auto;"> <pre>/*JESPARM PROCLIB=PROC01</pre> </div> The PROCLIB value must refer to a ddname defined in the JES2 procedure. Refer to IBM MVS JCL Reference for more information regarding the JES2 PROCLIB control statement.		N
retryIndefinitely	Retry Indefinitely	Specification for whether or not the Controller should continue trying indefinitely to run this task. If retryIndefinitely = yes, it overrides any value placed in retryMaximum.	Boolean; Valid values: true/false. Default is false.	N
retryInterval	Retry Interval	Number of seconds between each retry.	Integer; Default is 60.	N
retryMaximum	Maximum Retries	Maximum number of times that the Controller should retry this task after it has started and gone to a failed state.	Integer; Default is 0.	N

retrySuppressFailure	Suppress Intermediate Failures	<p>Specification for whether or not the following will be suppressed until all scheduled retry attempts have been made:</p> <ul style="list-style-type: none"> • All Actions (Abort, Email Notification, Set Variable, SNMP Notification, and System Operation) to be made against the task instance. • Workflow conditional path processing; any Successors waiting on a failure path will not be released. • Task Monitors will not be notified of the Failed status. Also, any Task Monitor task that has a Time Scope in the past will disqualify any matching task instance in the past with a Failed status if the task instance is scheduled for automatic retry and for which Suppress Intermediate Failures has been enabled. • Any Workflow containing the Failed task instance will not transition to the Running/Problems status. 	Boolean; Valid values: true/false. Default is false.	N
scheduleId	Schedule ID	CA7 Schedule ID; for CA7 toleration only (see Special Processing on z/OS Tasks#CA7/CA11 Toleration).		N
useOverrideLib	Use JCL Override Library	<p>Specification for whether or not to allow the task to work with a JCL override library on the target system.</p> <p>If useOverrideLib is true, the Agent will check the JCL override path (specified in <code>overrideJclLocation</code>) before submitting the job from <code>jclLocation</code>. If a JCL member is found at the override path, the job is submitted from there. Otherwise, the Agent will look to the <code>jclLocation</code> path for submission.</p>	Boolean; Valid values: true/false. Default is false.	N
waitForOutput	Wait For Output	If <code>outputReturnType = FILE (4) or JOBLLOG (5)</code> , and <code>outputFailureOnly</code> is false;; Specification for whether or not the task should wait for the requested output before completing.	Boolean; Valid values: true/false. Default is false.	N

Task Action Properties

- [Abort Action](#)
- [Email Notification Action](#)
- [Set Variable Action](#)
- [SNMP Notification Action](#)
- [System Operation Action](#)

Abort Action

Property	UI Field Name	Description	Specifications	Required
cancelProcess	Cancel Process if Active	Instructs the Controller to cancel the process that was launched by this task before Force Finishing the task.	Boolean; Valid values: true/false. Default is false.	N
description	Description	Description of this Abort action.		N
exitCodes	Exit Codes	One or more exit codes that, together with a status, will trigger the Abort action.	Integer; Use commas to separate multiple exit codes; use a hyphen to specify a range. Example: 1, 5, 22-30.	N
haltOnFinish	Halt On Force Finish	Instructs the Controller to Force Finish (Halt) a running task instance, rather than just Force Finish	Boolean; Valid values: true/false. Default is false.	N
inheritance	Action Inheritance	For Workflow tasks only; Records that this action applies to.	Valid values: <ul style="list-style-type: none"> • As String = Self, As Value = 1 • As String = Self/Children, As Value = 2 • As String = Children, As Value = 3 Default is Self (1).	N
notifyOnEarlyFinish	On Early Finish	Generates the action if the task finishes early, based on the Early Finish Time specified in the task.	Boolean; Valid values: true/false. Default is false.	N
notifyOnLateFinish	On Late Finish	Generates the action if the task finishes late, based on the Late Finish time specified in the task.	Boolean; Valid values: true/false. Default is false.	N
notifyOnLateStart	On Late Start	Generates the action if the task started late, based on the Late Start Time specified in the task.	Boolean; Valid values: true/false. Default is false.	N
notifyOnProjectedLate	On Projected Late	Generates the action if the task is projected to be late, based on the calculated Projected End Time and the Late Start Time, Late Start Duration, or Late Finish Time time option.	Boolean; Valid values: true/false. Default is false.	N
overrideExitCode	Override Exit Code	Overrides the exit code returned by the process with this exit code. This enables you to you Force Finish a task instance with a specific exit code so that you can force the workflow to take a conditional path using Conditions.	Integer.	N
status	Status	Status of this task, by itself or together with an exit code, that will trigger this Abort action. You can specify as many statuses as needed.		Y
sysId	n/a	sys_id used within the Controller to identify this Abort action.		N

Email Notification Action

Property	UI Field Name	Description	Specifications	Required
attachFile	Attach Remote File	For Agent-based tasks only; Specification for whether or not a text file that is accessible by the Agent is attached.	Boolean; Valid values: true/false. Default is false.	N
attachJobLog	Attach Job Log	For z/OS tasks ; Specification for whether or not a job log is attached.	Boolean; Valid values: true/false. Default is false.	N
attachLocalFile	Attach Local File	Specification for whether or not a local file is attached.	Boolean; Valid values: true/false. Default is false.	N
attachStdError	Attach Standard Error	For Agent-based tasks only (except z/OS); Specification for whether or not standard error data generated by the associated task is attached.	Boolean; Valid values: true/false. Default is false.	N
attachStdOutput	Attach Standard Output	For Agent-based tasks only (except z/OS); Specification for whether or not standard output data generated by the associated task is attached.	Boolean; Valid values: true/false. Default is false.	N
bcc	BCC	Email address of the party being sent a blind (hidden) copy of the email, if any.	Use commas to separate multiple recipients. Variables and functions are supported.	N
body	Body	Text of the email message.	Variables and functions are supported.	N
cc	CC	Email address of the party being sent a copy of the email, if any.	Use commas to separate multiple recipients. Variables and functions are supported.	N
description	Description	Description of this Email Notification action.		N
emailConnection	Email Connection	Name of an Email Connection .	If you specify both an <code>emailConnection</code> and an <code>emailTemplate</code> , the Controller uses the <code>emailConnection</code> .	Y (unless <code>emailTemplate</code> is specified)
emailTemplate	Email Template	Name of an Email Template .	If you specify both an <code>emailConnection</code> and an <code>emailTemplate</code> , the Controller uses the <code>emailConnection</code> .	Y (unless <code>emailConnection</code> is specified)
emailTemplateVar	Email Template Variable	Name of a variable that will be resolved at run time to the name of an Email Template to use.	Format: <code>\$(variable name)</code> .	N
exitCodes	Exit Codes	One or more exit codes that will trigger this action.	Integer; if you specify an exit code, you also must specify at least one <code>status</code> . Use commas to separate multiple exit codes; use a hyphen to specify a range. Example: 1, 5, 22-30.	N
fileName	File Name	If <code>attachFile</code> is enabled; Name of an attached file.	Full path name is required. Wildcards are NOT supported.	Y (if <code>attachFile</code> is specified)
fileNumLines	Number of Lines	Number of lines to limit the retrieved data to. If <code>fileNumLines</code> is not specified, the default is the value of the Retrieve Output Default Maximum Lines Universal Controller system property.	Integer.	N
fileScanText	Scan Text	Regex pattern that the Controller will search for a match for in STDOUT/STDERR or a specified file. The Controller will include the <code>fileNumLines</code> above and below the first line matched.		N
fileStartLine	Start Line	Integer; Starting line of the attached data.	Integer.	N
inheritance	Action Inheritance	For Workflow tasks only; Records that this action applies to.	Valid values: <ul style="list-style-type: none"> • As String = Self, As Value = 1 • As String = Self/Children, As Value = 2 • As String = Children, As Value = 3 Default is Self (1).	N
joblogNumLines	Number of Lines	For z/OS tasks only; Number of lines to limit the retrieved data in the job log to.	Integer.	N
joblogScanText	Scan Text	For z/OS tasks only; Regex pattern that the Controller will search for a match for in the job log.	Integer.	N

joblogStartLine	Start Line	For z/OS tasks only; Starting line of the attached job log.	Integer.	N
localAttachmentsPath	Local Attachments Path	Location of Local Attachments for the connected Node.		N
localAttachment	Local Attachment	Name of the file(s) to attach.		N
notifyOnEarlyFinish	On Early Finish	Specification to generate the action if the task finishes early, based on the Early Finish Time specified in the task.	Boolean; Valid values: true/false. Default is false.	N
notifyOnLateFinish	On Late Finish	Specification to generate the action if the task finishes late, based on the Late Finish Time specified in the task.	Boolean; Valid values: true/false. Default is false.	N
notifyOnLateStart	On Late Start	Specification to generate the action if the task starts late, based on the Late Start Time specified in the task.	Boolean; Valid values: true/false. Default is false.	N
notifyOnProjectedLate	On Projected Late	Generates the action if the task is projected to be late, based on the calculated Projected End Time and the Late Start Time, Late Start Duration, or Late Finish Time time option.	Boolean; Valid values: true/false. Default is false.	N
replyTo	Reply-To	Email address of the sender of the email.	Use commas to separate multiple recipients. Variables and Functions are supported.	N
report	Report	Report attached to this notification.	<p>If <code>reportVar</code> is specified, <code>report</code> is ignored.</p> <p>Reports do not have to be unique by Title. However, reports with the same Title must be unique per Visibility: per User, per Group, and per Everyone.</p> <p>Therefore, when specifying a report reference, both the Title and Visibility must be specified.</p> <p>To define a report reference for a report with Title XYZ that is visible to user john.doe, you would specify:</p> <p>XML</p> <pre><report><title>XYZ</title><userName>john.doe</userName><groupName /></report></pre> <p>JSON</p> <pre>"report": { "title": "XYZ", "userName": "john.doe", "groupName": null }</pre> <p>To define a report reference for a report with Title XYZ that is visible to group Operators, you would specify:</p> <p>XML</p> <pre><report><title>XYZ</title><userName /><groupName>Operators</groupName></report></pre> <p>JSON</p>	N

			<pre>"report": { "title": "XYZ", "userName": null, "groupName": "Operators", }</pre> <p>To define a report reference for a report with title XYZ that is visible to Everyone, you would specify:</p> <p>XML</p> <pre><report><title>XYZ</title><groupName /><userName /></report></pre> <p>JSON</p> <pre>"report": { "title": "XYZ", "userName": null, "groupName": null }</pre>	
reportVar	Report Variable	Name of a variable that will be resolved at run time to the name of the Report to attach.	If reportVar is specified, report is ignored.	N
status	Status	Status of this task, by itself or together with an exit code, that will trigger this Email Notification action. You can specify as many statuses as needed.		Y
stderrNumLines	Number of Lines	Number of lines to limit the retrieved stderr data to. If stderrNumLines is not specified, the default is the value of the Retrieve Output Default Maximum Lines Universal Controller system property.	Integer.	N
stderrScanText	Scan Text	Regex pattern that the Controller will search for a match for in stderr. The Controller will include the Number of Lines above and below the first line matched.		N
stderrStartLine	Start Line	Starting line of the attached stderr data.	Integer.	N
stdoutNumLines	Number of Lines	Number of lines to limit the retrieved stdout data to. If stdoutNumLines is not specified, the default is the value of the Retrieve Output Default Maximum Lines Universal Controller system property.	Integer.	N
stdoutScanText	Scan Text	Regex pattern that the Controller will search for a match for in stdout. The Controller will include the Number of Lines above and below the first line matched.		N
stdoutStartLine	Start Line	Starting line of the attached stdout data.	Integer.	N
subject	Subject	Subject line of the email.	Variables and functions supported.	N
sysId	n/a	sys_id used within the Controller to identify this Email Notification action.		N
to	To	Email address of the recipient.	Use commas to separate multiple recipients Variables and functions supported.	Y

Set Variable Action

Property	UI Field Name	Description	Specifications	Required
description	Description	Description of this Set Variable action.		N
exitCodes	Exit Codes	One or more exit codes that will trigger this action.	Integer; if you specify an exit code, you also must specify at least one status. Use commas to separate multiple exit codes; use a hyphen to specify a range. Format: 1,5,22-30	N
inheritance	Action Inheritance	For Workflow tasks only; Records that this action applies to.	Valid values: <ul style="list-style-type: none"> As String = Self, As Value = 1 As String = Self/Children, As Value = 2 As String = Children, As Value = 3 Default is Self (1).	N
notificationOption	System Notification	If variableScope is Global (4); Status of the Set Variable action that will trigger a system notification.	Valid values: <ul style="list-style-type: none"> As String = -- None --, As Value = 0 As String = Operation Failure, As Value = 1 As String = Operation Success/Failure, As Value = 2 As String = Operation Success, As Value = 3 Default is Operation Failure (1).	N
notifyOnEarlyFinish	On Early Finish]	Specification to generate the action if the task finishes early, based on the Early Finish Time specified in the task.	Boolean; Valid values: true/false. Default is false.	N
notifyOnLateFinish	On Late Finish	Specification to generate the action if the task finishes late, based on the Late Finish Time specified in the task.	Boolean; Valid values: true/false. Default is false.	N
notifyOnLateStart	On Late Start	Specification to generate the action if the task starts late, based on the Late Start Time specified in the task.	Boolean; Valid values: true/false. Default is false.	N
notifyOnProjectedLate	On Projected Late	Generates the action if the task is projected to be late, based on the calculated Projected End Time and the Late Start Time, Late Start Duration, or Late Finish Time time option.	Boolean; Valid values: true/false. Default is false.	N
status	Status	Status of this task, by itself or together with an exit code, that will trigger this Set Variable action. You can specify as many statuses as needed.		Y
sysId	n/a	sys_id used within the Controller to identify this Email Notification action.		N
variableName	Name	Name of the variable.	Maximum 40 characters; must begin with an alphabetic character and can consist of: alphabetic (a-z, A-Z), numerics 0-9, _ (underscore). White spaces are not permitted; names are not case-sensitive. Do not begin the name with ops_ ; this prefix is reserved for built-in variables.	N
variableScope	Variable Scope	Applies to variables associated with a task in a Workflow.	Valid values: <ul style="list-style-type: none"> As String = Self, As Value = 1 As String = Parent, As Value = 2 As String = Top Level Parent, As Value = 3 As String = Global, As Value = 4 Default is Self (1).	N
variableValue	Value	Value of this variable.		N

SNMP Notification Action

Property	UI Field Name	Description	Specifications	Required
description	Description	Description of this action.		N
exitCodes	Exit Codes	One or more exit codes that will trigger this action.	Integer; if you specify an exit code, you also must specify at least one <code>status</code> . Use commas to separate multiple exit codes; use a hyphen to specify a range. Format: 1,5,22-30	N
inheritance	Action Inheritance	For Workflow tasks only; Records that this action applies to.	Valid values: <ul style="list-style-type: none"> As String = Self, As Value = 1 As String = Self/Children, As Value = 2 As String = Children, As Value = 3 Default is Self (1).	N
notifyOnEarlyFinish	On Early Finish	Specification to generate the action if the task finishes early, based on the Early Finish Time specified in the task.	Boolean; Valid values: true/false. Default is false.	N
notifyOnLateFinish	On Late Finish	Specification to generate the action if the task finishes late, based on the Late Finish Time specified in the task.	Boolean; Valid values: true/false. Default is false.	N
notifyOnLateStart	On Late Start	Specification to generate the action if the task starts late, based on the Late Start Time specified in the task.	Boolean; Valid values: true/false. Default is false.	N
notifyOnProjectedLate	On Projected Late	Generates the action if the task is projected to be late, based on the calculated Projected End Time and the Late Start Time, Late Start Duration, or Late Finish Time time option.	Boolean; Valid values: true/false. Default is false.	N
severity	Notification Severity	Severity level of this notification.	Valid values: <ul style="list-style-type: none"> As String = Normal, As Value = 1 As String = Warning, As Value = 2 As String = Minor, As Value = 3 As String = Major, As Value = 4 As String = Critical, As Value = 5 Default is Normal (1).	Y
status	Status	Status of this task, by itself or together with an exit code, that will trigger this SNMP Notification action. You can specify as many statuses as needed.		Y
sysId	n/a	sys_id used within the Controller to identify this SNMP Notification action.		N
snmpManager	SNMP Manager	SNMP Manager that will receive this notification.		Y

System Operation Action

Property	UI Field Name	Description	Specifications	Required	Mutually Exclusive With
----------	---------------	-------------	----------------	----------	-------------------------

agent	Agent	If <code>operation</code> is Suspend Agent, Resume Agent, Suspend Cluster Membership, Resume Cluster Membership, or Set Agent Task Execution Limit; Agent for which the System Operation is to be performed.		Y (unless <code>agentVar</code> , <code>agentCluster</code> , or <code>agentClusterVar</code> is specified)	<code>agentVar</code>
<code>agentCluster</code>	Agent Cluster	If <code>operation</code> is Suspend Agent Cluster, Resume Agent Cluster, Suspend Cluster Membership, Resume Cluster Membership, or Set Cluster Task Execution Limit; Agent Cluster for which the system operation is to be performed.		Y (unless <code>agent</code> , <code>agentVar</code> , or <code>agentClusterVar</code> is specified)	<code>agentClusterVar</code>
<code>agentClusterVar</code>	Agent Cluster Variable	If <code>operation</code> is Suspend Agent Cluster, Resume Agent Cluster, Suspend Cluster Membership, Resume Cluster Membership, or Set Cluster Task Execution Limit; Name of a variable that will be resolved at run time to the name of the Agent Cluster to use.		Y (unless <code>agentCluster</code> , <code>agent</code> , or <code>agentVar</code> is specified)	<code>agentCluster</code>
<code>agentVar</code>	Agent Variable	If System Operation is Suspend Agent, Resume Agent, Suspend Cluster Membership, Resume Cluster Membership, or Set Agent Task Execution Limit; Name of a variable that will be resolved at run time to the name of the Agent to use.		Y (unless <code>agent</code> , <code>agentCluster</code> , or <code>agentClusterVar</code> is specified)	<code>agent</code>
<code>description</code>	Description	Description of this System Operation action.		N	
<code>execCommand</code>	Command	If <code>operation</code> is Run Task Instance Command; Type of task instance command to run.	Valid values: <ul style="list-style-type: none">• As String = Cancel, As Value = 1• As String = Force Finish, As Value = 2• As String = Force Finish (Halt), As Value = 3• As String = Force Finish/Cancel, As Value = 4• As String = Force Finish/Cancel (Halt), As Value = 5• As String = Skip, As Value = 6• As String = Hold, As Value = 7• As String = Release, As Value = 8• As String = Release Recursive, As Value = 9• As String = Clear All Dependencies, As Value = 10• As String = Clear Exclusive, As Value = 11• As String = Clear Predecessors, As Value = 12• As String = Clear Resources, As Value = 13• As String = Unskip, As Value = 14• As String = Clear Timewait, As Value = 15• As String = Re-run, As Value = 16 Default is Cancel (1).	N	
<code>execCriteria</code>	Instance Criteria	If <code>execLookupOption</code> is Instance Name, Instance Name/Task, or Task; Additional criteria for selecting a specific task instance if multiple task instances have matching names.	Valid values: <ul style="list-style-type: none">• As String = Oldest Active Instance, As Value = 1• As String = Newest Active Instance, As Value = 2• As String = Oldest Instance, As Value = 3 (Unskip command only)• As String = Newest Instance, As Value = 4 (Unskip command only) Default is Oldest Active Instance (1).	N	
<code>execId</code>	Instance Id	If <code>execLookupOption</code> is Instance Id; ID of task instance to run the command against.	The instance Id (sysid) is a 32-character universally unique identifier. You can use the <code>_\${ops_task_id}</code> variable or <code>_\${siblingid('mytask')}</code> function to get the instance Id.	N	

execLookupOption	Instance Lookup Option	If <code>operation</code> is Run Task Instance Command; Specification for how to search for the task instance to run a command against.	Valid values: <ul style="list-style-type: none"> As String = Instance Name, As Value = 1 As String = Instance Name/Task, As Value = 2 As String = Instance Id, As Value = 3 As String = Task, As Value = 4 Default is Instance Name (1).	N	
execName	Instance Name	If <code>execLookupOption</code> is Instance Name or Instance Name/Task; Name of the task instance to run the command against.	Variables are supported.	Y	
execWorkflowNameCondition	Workflow Instance Name Condition	If <code>operation</code> is Run Task Instance Command; Type of condition for the name of the parent workflow task instance that contains the task on which to perform the specified action. The action will be performed only on a task instance in a parent workflow task instance meeting the specified condition value.	Valid values: <ul style="list-style-type: none"> As String = Equals, As Value = 1 As String = Start With, As Value = 2 As String = Contains, As Value = 3 As String = Ends With, As Value = 4 Default is Equals (1).	N	
execWorkflowName	Workflow Instance Name <Condition Value>	Value for <code>execWorkflowNameCond</code> .		Y	
exitCodes	Exit Codes	One or more exit codes that will trigger this action.	Integer; if you specify an exit code, you also must specify at least one <code>status</code> . Use commas to separate multiple exit codes; use a hyphen to specify a range. Format: 1,5,22-30	N	
limit	Limit	If <code>operation</code> is Set Agent Task Execution Limit or Set Cluster Task Execution Limit, and <code>taskLimitType</code> is Limited; Number of tasks that can be run concurrently by the specified Agent / Agent Cluster.	Integer	N	
inheritance	Action Inheritance	For Workflow tasks only; Records that this action applies to.	Valid values: <ul style="list-style-type: none"> As String = Self, As Value = 1 As String = Self/Children, As Value = 2 As String = Children, As Value = 3 Default is Self (1).	N	
name	Name	Name of a variable to override.		N	
notificationOption	System Notification	Status of the specified <code>operation</code> that will trigger a system notification.	Valid values: <ul style="list-style-type: none"> As String = -- None --, As Value = 0 As String = Operation Failure, As Value = 1 As String = Operation Success/Failure, As Value = 2 As String = Operation Success, As Value = 3 Default is Operation Failure (1).	N	
notifyOnEarlyFinish	On Early Finish	Specification to generate the action if the task finishes early, based on the Early Finish Time specified in the task.	Boolean; Valid values: true/false. Default is false.	N	
notifyOnLateFinish	On Late Finish	Specification to generate the action if the task finishes late, based on the Late Finish Time specified in the task.	Boolean; Valid values: true/false. Default is false.	N	
notifyOnLateStart	On Late Start	Specification to generate the action if the task starts late, based on the Late Start Time specified in the task.	Boolean; Valid values: true/false. Default is false.	N	
notifyOnProjectedLate	On Projected Late	Generates the action if the task is projected to be late, based on the calculated Projected End Time and the Late Start Time, Late Start Duration, or Late Finish Time time option.	Boolean; Valid values: true/false. Default is false.	N	

operation	System Operation	System operation to perform.	Valid values: <ul style="list-style-type: none"> • As String = Suspend Agent, As Value = 1 • As String = Resume Agent, As Value = 2 • As String = Suspend Agent Cluster, As Value = 3 • As String = Resume Agent Cluster, As Value = 4 • As String = Suspend Cluster Membership, As Value = 5 • As String = Resume Cluster Membership, As Value = 6 • As String = Set Agent Task Execution Limit, As Value = 7 • As String = Set Cluster Task Execution Limit, As Value = 8 • As String = Set Virtual Resource Limit, As Value = 9 • As String = Run Task Instance Command, As Value = 10 • As String = Launch Task, As Value = 11 • As String = Trigger Now, As Value = 12 • As String = Enable Trigger, As Value = 13 • As String = Disable Trigger, As Value = 14 Default is Suspend Agent (1).	N	
overrideTriggerDateOffset	Override Date Offset	Override date offset.	Date Offset value of trigger to fire.	N (unless overrideTriggerDateTime is true)	
overrideTriggerDateTime	Override Trigger Date /Time	Request parameter to enable/disable override functionality.	Boolean value (true / false). Default is false.	N	
overrideTriggerTime	Override Time	Override time.	Time of the trigger to fire.	Y (if overrideTriggerDateTime is true)	
status	Status	Status of this task, by itself or together with an exit code, that will trigger this System Operation action. You can specify as many statuses as needed.		Y	
sysId	n/a	sys_id used within the Controller to identify this System Operation action.		N	
task	Task Reference	<ul style="list-style-type: none"> • If execLookupOption is Instance Name/Task or Task; Name of the task for which the task instance was run. • If operation is Launch Task; Name of the task to launch. 		N	taskVar
taskLimitType	Task Execution Limit	If operation is Set Agent Task Execution Limit or Set Cluster Task Execution Limit; Specification for whether a limited or unlimited number of task instances can be run concurrently on the specified Agent / Agent Cluster.	Valid values: <ul style="list-style-type: none"> • As String = Unlimited, As Value = 1 • As String = Limited, As Value = 2 Default is Unlimited.	N	
taskVar	Task Reference Variable	<ul style="list-style-type: none"> • If execLookupOption is Instance Name/Task or Task; Name of a variable that will be resolved at run time to the name of the task for which the task instance was run. • If operation is Launch Task; Name of a variable that will be resolved at run time to the name of the task to launch. 		N	task
trigger	Trigger Reference	If operation is Trigger Now, Enable Trigger, or Disable Trigger; Name of the trigger.		N	triggerVar
triggerVar	Trigger Reference Variable	If operation is Trigger Now, Enable Trigger, or Disable Trigger; Name of a variable that will be resolved at run time to the name of the trigger.		N	trigger
value	Value	Value of a variable to override.		N	
variables	Override Variables	List of variables to override.		N	

variables Unresolved	Override Variables Resolution Disabled	<p>Specification for whether or not <code>variables</code> resolution should be disabled to allow for passing unresolved variable values.</p> <ul style="list-style-type: none"> • If <code>variables</code> resolution is disabled, any unresolved variables will be resolved in the context of the launched or triggered task instance. • If <code>variables</code> resolution is not disabled, <code>variables</code> will be resolved prior to the execution of the Launch Task or Trigger Now operation. 	Boolean; Valid values: true/false. Default is false.	N	
virtualRe source	Virtual Resource	If <code>operation</code> is Set Virtual Resource Limit; Virtual resource for which a virtual resource limit is to be set.		N	virtualRes ourceVar
virtualRe sourceVar	Virtual Resource Variable	If <code>operation</code> is Set Virtual Resource Limit; Name of a variable that will be resolved at run time to the name of the Agent to use.		N	virtualRes ource

Task-Related Records Properties

- [Advanced Criteria](#)
- [Mutually Exclusive Tasks](#)
- [Notes](#)
- [Restart Criteria](#)
- [RunTime Parameters](#)
- [Step Conditions](#)
- [Stored Procedure Parameters](#)
- [Variables in Tasks](#)
- [Virtual Resources](#)

Advanced Criteria

Note



These properties are for the Email Monitor task only.

Property	UI Field Name	Description	Specifications	Required
body	Body	If <code>bodyFilter</code> is any value other than None, Is Blank, or Is Not Blank; <code>bodyFilter</code> condition value.		N
bodyFilter	Body Filter	body filter condition to apply.	Valid values: <ul style="list-style-type: none"> • As String = None, As Value = 0 • As String = Equals, As Value = 1 • As String = Starts With, As Value = 2 • As String = Contains, As Value = 3 • As String = Ends With, As Value = 4 • As String = Dos Not Equal, As Value = 5 • As String = Dos Not Start With, As Value = 6 • As String = Does Not Contain, As Value = 7 • As String = Dos Not End With, As Value = 8 • As String = Is Blank, As Value = 9 • As String = Is Not Blank, As Value = 10 • As String = Regex, As Value = 11 Default is None (0).	N
caseSensitive	Case Sensitive	Text-based filters should be treated as case-sensitive.	Boolean; Valid values: true/false. Default is false.	N
cc	Cc	If <code>ccFilter</code> is any value other than None, Is Blank, or Is Not Blank; <code>ccFilter</code> condition value.		N
ccFilter	Cc Filter	cc filter condition to apply.	Valid values: <ul style="list-style-type: none"> • As String = None, As Value = 0 • As String = Equals, As Value = 1 • As String = Contains, As Value = 3 • As String = Dos Not Equal, As Value = 5 • As String = Does Not Contain, As Value = 7 • As String = Is Blank, As Value = 9 • As String = Is Not Blank, As Value = 10 • As String = Regex, As Value = 11 Default is None (0).	N

filterLogic	Filter Logic	Logic to apply when combining filters.	Valid values: <ul style="list-style-type: none"> As String = And, As Value = 1 As String = Or, As Value = 2 Default is And (1).	N
from	From	If fromFilter is any value other than None; fromFilter condition value.		N
fromFilter	From Filter	from filter condition to apply.	Valid values: <ul style="list-style-type: none"> As String = None, As Value = 0 As String = Equals, As Value = 1 As String = Contains, As Value = 3 As String = Dos Not Equal, As Value = 5 As String = Does Not Contain, As Value = 7 As String = Regex, As Value = 11 Default is None (0).	N
subject	Subject	If subjectFilter is any value other than None, Is Blank, or Is Not Blank; subjectFilter condition value.		N
subjectFilter	Subject Filter	subject filter condition to apply.	Valid values: <ul style="list-style-type: none"> As String = None, As Value = 0 As String = Equals, As Value = 1 As String = Starts With, As Value = 2 As String = Contains, As Value = 3 As String = Ends With, As Value = 4 As String = Dos Not Equal, As Value = 5 As String = Dos Not Start With, As Value = 6 As String = Does Not Contain, As Value = 7 As String = Dos Not End With, As Value = 8 As String = Is Blank, As Value = 9 As String = Is Not Blank, As Value = 10 As String = Regex, As Value = 11 Default is None (0).	N
to	To	If toFilter is any value other than None, Is Blank, or Is Not Blank; toFilter condition value.		N
toFilter	To Filter	to condition to apply.	Valid values: <ul style="list-style-type: none"> As String = None, As Value = 0 As String = Equals, As Value = 1 As String = Contains, As Value = 3 As String = Dos Not Equal, As Value = 5 As String = Does Not Contain, As Value = 7 As String = Is Blank, As Value = 9 As String = Is Not Blank, As Value = 10 As String = Regex, As Value = 11 Default is None (0).	N

Mutually Exclusive Tasks

Property	UI Field Name	Description	Specifications	Required
----------	---------------	-------------	----------------	----------

sysId	n/a	sysId of the task-to-exclusive-task relationship.		N
task	Exclusive Task	Name of this Mutually Exclusive task.		Y
type	Type	Type of Mutually Exclusive task.	Valid values: <ul style="list-style-type: none"> • Direct Default is Direct.	N

Notes

Property	UI Field Name	Description	Specifications	Required
sysId	n/a	sys_id used within the Controller to identify this Note.		N
text	Text	Text of this note.		N
title	Title	Title of this note.		N

Restart Criteria

Note



These properties are for the z/OS task only.

Property	UI Field Name	Description	Specifications	Required
directives	Directives List	Collection of directive objects.	Valid values: <ul style="list-style-type: none"> • As String = Start, As Value = 1 • As String = Skip, As Value = 2 • As String = End, As Value = 3 	Y (if restartOption is Restart Using Directives (3))
evaluationOrder	Evaluation Order	Order for restart criteria evaluation.	Integer; Restart criteria with a lower order are evaluated before restart criteria with a higher order.	N
programName	Program	Program name to match.	A blank value or an asterisk (*) will match any program name. Generic matching characters asterisk (*) and question mark (?) match zero or more characters and one character, respectively.	N
pstepName	Procedure	Procedure step name to match.	A blank value or an asterisk (*) will match any procedure step name. Generic matching characters asterisk (*) and question mark (?) match zero or more characters and one character, respectively.	N
restartOption	Auto-Restart Option	Method of step selection to perform for the restart.	Valid values: <ul style="list-style-type: none"> • As String = Restart From First Job Step, As Value = 1 • As String = Restart From Matching Job Step, As Value = 2 • As String = Restart Using Directives, As Value = 3 Default is Restart From First Job Step (1).	N

stepCodes	Condition Codes	Integer return codes from the program or ABEND codes.	Integer return codes are specified as a comma-separated list of integer values or ranges. Ranges are specified with a dash (-) separating the lower and upper bounds of the range. The z/OS job step return code range is 0-4095. ABEND codes are specified directly as either a user ABEND or a system ABEND. The ABEND code must be specified verbatim including leading zeroes.	Y
stepName	Step	Job step name to match.	A blank value or an asterisk (*) will match any job step name. Generic matching characters asterisk (*) and question mark (?) match zero or more characters and one character, respectively.	N
sysId	n/a	sys_id used within the Controller to identify this Restart Criteria.		N

RunTime Parameters

Note



These properties are for the PeopleSoft task only.

Property	UI Field Name	Description	Specifications	Required
parameterName	Parameter Name	Name of this RunTime Parameter.		Y
parameterValue	Parameter Value	Value of this RunTime Parameter.		Y
processName	Process/Job Name	If command in PeopleSoft task = Schedule Process or Schedule Job; Name of this process /job.		Y
processType	Process Type	If command in PeopleSoft task = Schedule Process or Schedule Job; Type of this process.		Y
sysId	n/a	sys_id used within the Controller to identify this RunTime Parameter.		N

Step Conditions

Note



These properties are for the z/OS task only.

Property	UI Field Name	Description	Specifications	Required
programName	Program	Program name to match.	A blank value or an asterisk (*) will match any program name. Generic matching characters asterisk (*) and question mark (?) match zero or more characters and one character, respectively.	N
pstepName	Procedure	Procedure step name to match.	A blank value or an asterisk (*) will match any procedure step name. Generic matching characters asterisk (*) and question mark (?) match zero or more characters and one character, respectively.	N
stepAction	Action	Action to take and the task status to set if the Step Condition matches.	Valid values: <ul style="list-style-type: none"> As String = Continue/Success, As Value = 1 As String = Continue/Failed, As Value = 2 As String = Halt/Failed, As Value = 3 As String = Askoper, As Value = 4 Default is Continue/Success (1).	N
stepCodes	Condition Codes	Integer return codes from the program or ABEND codes.	Integer return codes are specified as a comma-separated list of integer values or ranges. Ranges are specified with a dash (-) separating the lower and upper bounds of the range. The z/OS job step return code range is 0-4095. ABEND codes are specified directly as either a user ABEND or a system ABEND. The ABEND code must be specified verbatim including leading zeroes.	Y

stepName	Step	Job step name to match.	A blank value or an asterisk (*) will match any job step name. Generic matching characters asterisk (*) and question mark (?) match zero or more characters and one character, respectively.	N
stepOrder	Evaluation Order	Order for step condition evaluation.	Integer; Step conditions with a lower order are evaluated before step conditions with a higher order.	N
sysId	n/a	sys_id used within the Controller to identify this Step Condition.		N

Stored Procedure Parameters

Note



These properties are for the Stored Procedure task only.

Property	UI Field Name	Description	Specifications	Required
description	Description	Description of this parameter.	Integer	N
isNull	Value is Null	Applies to the input part of a stored procedure parameter; Value for the parameter is a database NULL value. That is, if a value in a database is undefined, it is NULL, which means it has no set value. An input value can be NULL and is represented by selecting Value is Null.	Boolean; Valid values: true/false. Default is false.	N
ivalue	Input Value	If paramMode is Input and isNull is false; Input value of the parameter.		N
ovalue	n/a	If paramMode is Input/Output and isNull is false; Output value of the parameter.		N
paramMode	Parameter Mode	Mode of this parameter.	Valid values: <ul style="list-style-type: none"> • As String = Input, As Value = 1 • As String = Output, As Value = 2 • As String = Input/Output, As Value = 3 Default is Input (1).	N
paramType	Parameter Type	Type of Parameter	Valid values: <ul style="list-style-type: none"> • As String = NUMERIC, As Value = 2 • As String = DECIMAL, As Value = 3 • As String = INTEGER, As Value = 4 • As String = SMALLINT, As Value = 5 • As String = FLOAT, As Value = 6 • As String = REAL, As Value = 7 • As String = DOUBLE, As Value = 8 • As String = VARCHAR, As Value = 12 • As String = BOOLEAN, As Value = 3 • As String = DATE, As Value = 91 • As String = TIME, As Value = 92 • As String = TIMESTAMP, As Value = 93 • As String = VARBINARY, As Value = -3 • As String = BIGINT, As Value = -5 Default is VARCHAR (12)	N
paramVar	Variable Name	If paramMode is Output or Input/Output; Name of the variable to assign the Output value.		Y
pos	Parameter Position	Position of this parameter within a list of parameters.	Integer	Y

sysId	n/a	sys_id used within the Controller to identify this parameter.		N
variableScope	Variable Scope	If paramMode is Output or Input/Output; Scope of the variable to assign the Output value.	Valid values: <ul style="list-style-type: none"> As String = Self, As Value = 1 As String = Parent, As Value = 2 As String = Top Level Parent, As Value = 3 As String = Global, As Value = 4 Default is Self (1).	Y

Variables in Tasks

Property	UI Field Name	Description	Specifications	Required
description	Description	Description of this variable.		N
name	Name	Name of this variable.	Maximum 40 alphanumerics.	N
sysId	n/a	sys_id used within the Controller to identify this Variable.		N
value	Value	Value of this variable.		Y

Virtual Resources

Property	UI Field Name	Description	Specifications	Required	Mutually Exclusive
amount	Amount	Amount of resources to use for this task.	Integer	Y	
sysId	n/a	sys_id used within the Controller to identify this Virtual Resource.		N	
resource	Resource Name	Name of this Virtual Resource.	Maximum 40 alphanumerics.	Y (unless resourceVar is specified)	resourceVar
resourceVar	Resource [Unresolved]	Name of a variable that will be resolved at run time to the name of the Virtual Resource.	Format: \${variable name}.	Y (unless resource is specified)	resource

Trigger Web Services

- [Overview](#)
- [Assign an Execution User to a Trigger](#)
- [Delete a Trigger](#)
- [Enable/Disable a Trigger](#)
- [List Triggers](#)
- [Trigger Task\(s\) \(Trigger Now\)](#)
- [Unassign an Execution User from a Trigger](#)

Overview

Universal Controller supports the following RESTful-based web services for Trigger operations.

Formatting specifications for each web service, including details about parameter requirements, are provided.

Common Web Services

The following web services are common to all Trigger types:

- [Assign an Execution User to a Trigger](#)
- [Delete a Trigger](#)
- [Enable/Disable a Trigger](#)
- [List Triggers](#)
- [Trigger Task\(s\) \(Trigger Now\)](#)
- [Unassign an Execution User from a Trigger](#)

Detailed information for each of these web services is provided on this page.

Trigger-Specific Web Services

The following web services are specific to each Trigger type:

- [Create a Trigger](#)
- [List Trigger Qualifying Times \(Cron and Time Triggers only\)](#)
- [Modify a Trigger](#)
- [Modify Time of Time Trigger \(Time Trigger only\)](#)
- [Read a Trigger](#)

For detail information about these Trigger-specific web services, see:

- [Application Monitor Trigger Web Services](#)
- [Composite Trigger Web Services](#)
- [Cron Trigger Web Services](#)
- [Email Monitor Trigger Web Services](#)
- [Agent File Monitor Trigger Web Services](#)
- [Manual Trigger Web Services](#)
- [Task Monitor Trigger Web Services](#)
- [Temporary Trigger Web Services](#)

- [Time Trigger Web Services](#)
- [Variable Monitor Trigger Web Services](#)

Assign an Execution User to a Trigger

	Description
URI	http://host_name/uc/resources/trigger/assignexecutionuser
HTTP Method	POST
Description	Assigns an Execution User to the specified trigger.
URI Parameters	See Assign an Execution User to a Trigger: URI Parameters .
Authentication	HTTP Basic
Example URI	<ul style="list-style-type: none"> • http://localhost:8080/uc/resources/trigger/assignexecutionuser?triggername=testTrigger • http://localhost:8080/uc/resources/trigger/assignexecutionuser?triggerid=410d6c0bc0a801c901838d8ac43b3279
Consumes Content-Type	application/xml, application/json
Produces Content-Type	n/a
Example Request	See Assign an Execution User to a Trigger: XML and JSON Request Examples .
Request Properties	See Assign an Execution User to a Trigger: Request Properties .
Example Response	<ul style="list-style-type: none"> • Status 200 /OK Successfully assigned execution user "test" to trigger "testTrigger". • Status 404 /Not Found Assign Execution User failed. You must provide an execution user.

Assign an Execution User to a Trigger: URI Parameters

Name	Description	Specifications	Required	Mutually Exclusive With
triggerid	Unique ID for this trigger.		Y (unless triggername is specified)	triggername
triggername	Name used within the Controller to identify this trigger.	Maximum 40 alphanumerics.	Y (unless triggerid is specified)	triggerid

Assign an Execution to a Trigger: XML and JSON Request Examples

Examples	XML	JSON

Request Example	<pre><executionUser><username>test</username><password>pass1</password></executionUser></pre>	<pre>{ "username": "test", "password": "pass1" }</pre>
-----------------	---	--

Assign an Execution User to a Trigger: Request Properties

Property	UI Field Name	Description	Specifications	Required
password	n/a	If the user executing this web service does not have the ops_admin role; Password of the Execution User.		Y
username	n/a	Name of the Execution User.	Wildcards are supported.	Y

Delete a Trigger

	Description
URI	http://host_name/uc/resources/trigger
HTTP Method	DELETE
Description	Assigns an execution user to the specified trigger .
URI Parameters	See Delete a Trigger: URI Parameters .
Authentication	HTTP Basic
Example URI	<ul style="list-style-type: none"> http://localhost:8080/uc/resources/trigger?triggername=testTrigger http://localhost:8080/uc/resources/trigger?triggerid=d26265a2c4f345359d9b356f18a462c1
Example Response	<ul style="list-style-type: none"> Status 200 /OK Trigger deleted successfully. Status 404 /Not Found A trigger with id "f87848b00a0001037f43e7c81c8ec969" does not exist.

Delete a Trigger: URI Parameters

Name	Description	Specifications	Required	Mutually Exclusive With
triggerid	Unique ID for this trigger.		Y (unless triggername is specified)	triggername

triggername	Name used within the Controller to identify this trigger.	Maximum 40 alphanumeric.	Y (unless triggerid is specified)	triggerid
-------------	---	--------------------------	--------------------------------------	-----------

Enable/Disable a Trigger

	Description
URI	http://host_name/uc/resources/trigger/ops-enable-disable-trigger
HTTP Method	POST
Description	Enables/Disables a list of triggers.
Example URI	http://localhost:8080/uc/resources/trigger/ops-enable-disable-trigger
Authentication	HTTP Basic
Consumes Content-Type	application/xml, application/json
Produces Content-Type	application/xml, application/json
Example Request	See Enable/Disable a Trigger: XML and JSON Examples .
Request Properties	See Enable/Disable a Trigger: Request Trigger Properties .
Example Response	See Enable/Disable a Trigger: XML and JSON Examples .

Enable/Disable a Trigger: XML and JSON Examples

Examples	XML	JSON
Request Example	<pre><enable-disable-trigger><trigger enable="true" name="uc - 1st and 15th"></trigger><trigger enable="false" name="uc - 1st Sunday of Month"></trigger></enable-disable-trigger></pre>	<pre>[{ "enable": true, "name": "uc - 1st and 15th" }, { "enable": false, "name": "uc - 1st Sunday of Month" }]</pre>

Response Example	<pre><command-response><type>Enable Disable Triggers</type><success>true</success><info>Successfully enabled trigger uc - 1st and 15th, Successfully disabled trigger uc - 1st Sunday of Month</info><errors /></command-response></pre>	<pre>{ "type": "Enable/Disable Triggers", "success": true, "info": "Successfully enabled trigger "uc - 1st and 15th"., Successfully disabled trigger "uc - 1st Sunday of Month".", "errors": "" }</pre>
------------------	--	---

Enable/Disable a Trigger: Request Trigger Properties

Property	UI Field Name	Description	Specifications	Required
trigger	n/a	<p>There are two attributes for this property:</p> <ul style="list-style-type: none"> enable: Indication of whether to enable or disable the trigger. Only enabled triggers are processed by the Controller. Boolean; Valid values: true/false. name: Name used within the Controller to identify this trigger. Maximum of 255 alphanumerics. <p>For example: <trigger enable="false" name="uc - 1st Sunday of Month"></trigger></p>		Y

List Triggers

	Description
URI	http://host_name/uc/resources/trigger/list
HTTP Method	POST
Description	Lists triggers matching specific search criteria.
Example URI	http://localhost:8080/uc/resources/trigger/list
Authentication	HTTP Basic
Consumes Content-Type	application/xml, application/json
Produces Content-Type	application/xml, application/json
Example Request	See List Triggers: XML and JSON Examples .
Request Properties	See List Triggers: Request Properties .
Example Response	See List Triggers: XML and JSON Examples .

List Triggers: XML and JSON Examples

Examples	XML	JSON
Request Example	<pre><generic-query-filter><name>*time*</name><enabled>>true</enabled><type>Time</type> <tasks>Sleep 0, Sleep 60</tasks> <description>manuall</description></generic-query-filter></pre>	<pre>{ "name": "*time*", "enabled": true, "type": "Time", "tasks": "Sleep 0, Sleep 60", "description": "manuall" }</pre>
Response Example	<pre><triggers><trigger><enabled>true</enabled><name>Example time trigger 1</name><sysID>07e69e9ac0a830016f4e065eb8e4ffe0< /sysID><type>Time</type><version>1</version></trigger><trigger><enabled>true</enabled><name>Example time trigger 2< /name><sysID>07e69051c0a8300135a540b2d5b07ade</sysID><type>Time</type><version>1</version></trigger></triggers></pre>	<pre>[{ "enabled": true, "name": "Example time trigger 1", "sysId": "68aca9ea398f4d 17a7ca23eeaa1d4 fal", "type": "Time", "version": 5 }, { "enabled": true, "name": "Example time trigger 2", "sysId": "54c562ceb5e44a eca99f836b65fd8 6fb", "type": "Time", "version": 11 }]</pre>

List Triggers: Request Properties

Property	UI Field Name	Description	Specifications	Required
description	Description	Filter the trigger list using the description.	Wildcards are supported.	N
enabled	Status	Indication of whether to list enabled (true) or disabled (false) triggers.	Boolean; Valid values: true/false.	N
name	Name	Name or partial name of one or more triggers.	Wildcards are supported.	N
tasks	Task(s)	List Triggers that reference any one of the specified links.	Comma-separated Task names.	N

type	n/a	Type of triggers to list.	Valid values: <ul style="list-style-type: none"> • As String = Cron, As Value = 1 • As String = Time, As Value = 2 • As String = File Trigger, As Value = 3 • As String = Temporary, As Value = 4 • As String = Task Monitor, As Value = 5 • As String = Manual, As Value = 6 • As String = Application Monitor, As Value = 8 • As String = Composite, As Value = 9 • As String = Variable Monitor, As Value = 10 • As String = Email Monitor, As Value = 11 	N
------	-----	---------------------------	--	---

Trigger Task(s) (Trigger Now)

	Description
URI	http://host_name/uc/resources/trigger/ops-trigger-now
HTTP Method	POST
Description	Launches trigger-associated tasks .
Example URI	http://localhost:8080/uc/resources/trigger/ops-trigger-now
Authentication	HTTP Basic
Consumes Content-Type	application/xml, application/json
Produces Content-Type	application/xml, application/json
Example Request	See Trigger Now: XML and JSON Examples .
Example Request Properties	See Trigger Now: Request Properties .
Example Response	See Trigger Now: XML and JSON Examples .

Trigger Task(s) (Trigger Now): XML and JSON Examples

Examples	XML	JSON
----------	-----	------

<p>Request Example</p>	<pre><trigger-now><name>uc - Every 15 Minutes MWF 9-5</name><hold>yes</hold><holdReason>Waiting for input</holdReason><timeZone>America/Chicago</timeZone><virtualResourcePriority>10</virtualResourcePriority><virtual-resources><virtual-resource><name>uc - Solo</name><limit>2</limit></virtual-resource></virtual-resources><variables><variable><name>testVariable</name><value>Hello</value></variable></variables><overrideTriggerDateTime>true</overrideTriggerDateTime><overrideDate>2020-07-14</overrideDate><overrideTime>10:15</overrideTime><overrideTimeZone>America/Chicago</overrideTimeZone></trigger-now></pre>	<pre>{ "name": "uc - Every 15 Minutes MWF 9-5", "hold": "yes", "holdReason": "Waiting for input", "timeZone": "America/Chicago", "virtualResourcePriority": 10, "virtualResources": [{ "name": "uc - Solo", "limit": 2 }], "variables": [{ "name": "testVariable", "value": "Hello" }], "overrideTriggerDateTime": "true", "overrideDate": "2020-07-14", "overrideTime": "10:15", "overrideTimeZone": "America/Chicago" }</pre>
<p>Response Example</p>	<pre><command-response><type>trigger_now</type><success>true</success><info>Successfully triggered - Every 15 Minutes MWF 9-5</info><sys_id>4c7d6b9cc0a801c900e7dac8b24ef142<\sys_id><errors /></command-response></pre>	<pre>{ "type": "trigger_now", "success": true, "info": "Successfully triggered \nSuccessfully triggered - Every 15 Minutes MWF 9-5", "errors": "", "sysId": "4c7d6b9cc0a801c900e7dac8b24ef142" }</pre>

Trigger Task(s) (Trigger Now): Request Properties

Property	UI Field Name	Description	Specifications	Required
hold	Hold on Start	Indication of whether or not to launch the task in Held status. The task runs when the user releases it.	Boolean; Valid values: Yes, Y, true.	N
holdReason	Hold Reason	Information about why the task instances will be put on hold when the tasks start.		N
name	Name	Name of the trigger to trigger the task.		Y
overrideDate	Date	Date of the override execution.	YYY-MM-DD	N (Y if overrideTriggerDateTime is true.)

overrideTime	Time	Time of the override execution.	HH:MM	N (Y if overrideTriggerDateTime is true.)
overrideTimezone	Time Zone	Time zone of the override execution.		N (Y if overrideTriggerDateTime is true.)
overrideTriggerDateTime	Override Trigger Date /Time	Specification for whether to enable or disable override functionality.	Boolean; Valid values: true/false. Default is false.	N
timeZone	Time Zone	Time zone in which task is triggered.		N
variables	n/a	<pre><variables><variable><name>testVariable</name><value>Hello</value></variable></variables></pre> <p>See Trigger Task(s) (Trigger Now): Request Variable Properties.</p>		N
virtualResourcePriority	Virtual Resource Priority	Priority for acquiring a resource when two or more tasks are waiting for the resource. This priority applies to all resources required by the task.	Integer; Valid values: 1-20 (1 is high priority, 20 is low priority). Default is 10.	N
virtual-resources	n/a	<pre><virtual-resources><virtual-resource><name>uc - Solo</name><limit>2</limit></virtual-resource></virtual-resources></pre> <p>See Trigger Task(s) (Trigger Now): Request Virtual Resource Properties.</p>	The virtual resource dependencies specified in <code>virtual-resources</code> are merged with the default virtual resource dependencies. <ul style="list-style-type: none"> • If a default virtual resource dependency already exists for a specified virtual resource amount, the virtual resource dependency is updated. • Any virtual resource specified with an amount of 0 is dropped from the default virtual resource dependencies; if the virtual resource did not exist as a default dependency, the command will fail. • If a default virtual resource dependency does not already exist for a specified virtual resource amount, the virtual resource dependency is added. 	N

Trigger Task(s) (Trigger Now): Request Variable Properties

Property	UI Field Name	Description	Specifications	Required
name	Name	Name used within the Controller to identify this variable.	Maximum 40 alphanumerics.	Y
value	Value	Value of the variable.		Y

Trigger Task(s) (Trigger Now): Request Virtual Resource Properties

Property	UI Field Name	Description	Specifications	Required
limit	Resource Limit	Maximum number of units available for this resource.	Integer; Valid values: 1-20.	N
name	Resource Name	Name used within the Controller to identify this virtual resource.	Maximum 40 alphanumerics.	Y

Unassign an Execution User from a Trigger

	Description
URI	http://host_name/uc/resources/trigger/unassignexecutionuser
HTTP Method	POST
Description	Unassigns an Execution User from the specified trigger .
URI Parameters	See Unassign an Execution User to a Trigger: URI Parameters .
Authentication	HTTP Basic
Example URI	<ul style="list-style-type: none"> http://localhost:8080/uc/resources/trigger/unassignexecutionuser?triggername=testTrigger http://localhost:8080/uc/resources/trigger/unassignexecutionuser?triggerid=410d6c0bc0a801c901838d8ac43b3279
Example Response	<ul style="list-style-type: none"> Status 200 /OK Successfully unassigned execution user "test" from trigger "testTrigger".

Unassign an Execution User from a Trigger: URI Parameters

Name	Description	Specifications	Required	Mutually Exclusive With
triggerid	Unique ID for this trigger.		Y (unless triggername is specified)	triggername
triggername	Name used within the Controller to identify this trigger.	Maximum 40 alphanumerics.	Y (unless triggerid is specified)	triggerid

Agent File Monitor Trigger Web Services

- [Overview](#)
- [Create an Agent File Monitor Trigger](#)
- [Modify an Agent File Monitor Trigger](#)
- [Read an Agent File Monitor Trigger](#)
 - [Read an Agent File Monitor Trigger: URI Parameters](#)
- [Agent File Monitor Trigger: XML and JSON Examples](#)
- [Properties](#)
 - [Trigger Properties: All Triggers](#)
 - [Trigger Properties: Agent File Monitor Trigger](#)
 - [Trigger-Related Records Properties: Variables](#)

Overview

Universal Controller supports the following RESTful-based web services for File Monitor Trigger operations, which are listed alphabetically on this page.

- [Create an Agent File Monitor Trigger](#)
- [Modify an Agent File Monitor Trigger](#)
- [Read an Agent File Monitor Trigger](#)

Formatting specifications for each web service, including details about parameter requirements, are provided.

Note



For information on Trigger web services that are applicable to all trigger types, see:

- [Delete a Trigger](#)
- [Enable/Disable a Trigger](#)
- [List Triggers](#)
- [Trigger a Task](#)

Create an Agent File Monitor Trigger

	Description
URI	http://host_name/uc/resources/trigger
HTTP Method	POST
Description	Creates a new Agent File Monitor Trigger.
Example URI	http://localhost:8080/uc/resources/trigger
Consumes Content-Type	application/xml, application/json
Produces Content-Type	n/a
Example Request	See Agent File Monitor Trigger: XML and JSON Examples .

Trigger Properties	<ul style="list-style-type: none"> • See Trigger Properties: All Triggers. • See Trigger Properties: Agent File Monitor Trigger.
Trigger-Related Record Properties	<ul style="list-style-type: none"> • See Trigger-Related Records Properties: Variables.
Example Response	<ul style="list-style-type: none"> • Status 200 /OK Successfully created the <trigger type> trigger.

Modify an Agent File Monitor Trigger

	Description
URI	http://host_name/uc/resources/trigger
HTTP Method	PUT
Description	<p>Modifies the trigger specified by the sysId in the request.</p> <p>To modify Agent File Monitor Trigger properties without modifying related records, use the excludeRelated property.</p>
Example URI	http://localhost:8080/uc/resources/trigger
Consumes Content-Type	application/xml, application/json
Produces Content-Type	n/a
Example Request	See Agent File Monitor Trigger: XML and JSON Examples .
Trigger Properties	<ul style="list-style-type: none"> • See Trigger Properties: All Triggers. • See Trigger Properties: Agent File Monitor Trigger.
Trigger-Related Record Properties	<ul style="list-style-type: none"> • See Trigger-Related Records Properties: Variables.
Example Response	<ul style="list-style-type: none"> • Status 200 /OK Successfully updated the <trigger type> trigger to version <version>.

Read an Agent File Monitor Trigger

	Description
--	-------------

URI	http://host_name/uc/resources/trigger
HTTP Method	GET
Description	Retrieves information for the specified trigger
URI Parameters	See Read an Agent File Monitor Trigger: URI Parameters , below.
Example URI	<ul style="list-style-type: none"> http://localhost:8080/uc/resources/trigger?triggername=testTrigger http://localhost:8080/uc/resources/trigger?triggerid=d26265a2c4f345359d9b356f18a462c1
Consumes Content-Type	n/a
Produces Content-Type	application/xml, application/json
Trigger Properties	<ul style="list-style-type: none"> See Trigger Properties: All Triggers. See Trigger Properties: Agent File Monitor Trigger.
Trigger-Related Record Properties	<ul style="list-style-type: none"> See Trigger-Related Records Properties: Variables.
Example Response	<ul style="list-style-type: none"> Status 200 /OK (See Agent File Monitor Trigger: XML and JSON Examples.) Status 404 /Not Found A trigger with id "f87848b00a0001037f43e7c81c8ec969" does not exist.

Read an Agent File Monitor Trigger: URI Parameters

Name	Description	Specifications	Required	Mutually Exclusive With
triggerid	Unique ID for this trigger.		Y (unless triggername is specified)	triggername
triggername	Name used within the Controller to identify this trigger.	Maximum 40 alphanumerics.	Y (unless triggerid is specified)	triggerid

Agent File Monitor Trigger: XML and JSON Examples



retainSysIds and version properties are specified as attributes in the <trigger type> element in XML.

Examples	XML	JSON
----------	-----	------


<p>Example for Trigger</p>	<pre><triggerFm retainSysIds="true"version="1"><variables /><action>Do Not Trigger</action><calendar>System Default</calendar><description>Test File Monitor in Trigger and in Workflow</description> <disabledBy></disabledBy> <disabledTime></disabledTime> <enabled>true</enabled> <enabledBy>ops.admin</enabledBy> <enabledEnd>00:00</enabledEnd><enabledStart>05:00</enabledStart> <enabledTime>2021-03-03 12:46:11 -0500</enabledTime> <fileMonitor>uc - Windows Text File Create Check</fileMonitor> <name>uc - File Creation Trigger</name> <nextScheduleTime>2021-03-04 00:00:00 -0500</nextScheduleTime> <opwiseGroups /><rdExcludeBackup>true</rdExcludeBackup> <restrictedTimes>false</restrictedTimes> <restriction>false</restriction> <restrictionAdjective>Every</restrictionAdjective> <restrictionComplex>false</restrictionComplex> <restrictionMode>Or</restrictionMode> <restrictionNoun>Day</restrictionNoun> <restrictionNthAmount /> <restrictionQualifier>Year</restrictionQualifier> <restrictionSimple>false</restrictionSimple> <retentionDuration>1</retentionDuration> <retentionDurationPurge>true</retentionDurationPurge> <retentionDurationUnit>Days</retentionDurationUnit> <situation>Holiday</situation> <skipAfterDate>2020-05-28</skipAfterDate> <skipAfterTime>02:15</skipAfterTime> <skipBeforeDate>2020-05-30</skipBeforeDate> <skipBeforeTime>17:30</skipBeforeTime> <skipCondition>None</skipCondition> <skipCount>0</skipCount> <skipDateList /> <skipRestriction>Span</skipRestriction> <sysId>0fc6b7d9c0a801c9017b6c27c259937e</sysId> <tasks><task>uc - Demo</task></tasks> <timeZone /></triggerFm></pre>	<pre>{ "type": "triggerFm", "action": "Do Not Trigger", "calendar": "System Default", "description": "Test File Monitor in Trigger and in Workflow", "disabledBy": "", "disabledTime": "", "enabled": true, "enabledBy": "ops.admin", "enabledEnd": "00:00", "enabledStart": "00:00", "enabledTime": "2021-03-03 12:46:11 -0500", "fileMonitor": "uc - Windows Text File Create Check", "name": "uc - File Creation Trigger", "nextScheduledTime": "2021-03-04 00:00:00 -0500", "opwiseGroups": [], "rdExcludeBackup": true, "restrictedTimes": false, "restriction": false, "restrictionAdjective": "Every", "restrictionComplex": false, "restrictionMode": "Or", "restrictionNoun": { "value": "Day" }, "restrictionNthAmount": null, "restrictionQualifier": { "value": "Year" }, "restrictionSimple": false, "retainSysIds": true, "retentionDuration": 1, "retentionDurationPurge": true, "retentionDurationUnit": "Days", "situation": "Holiday", "skipAfterDate": "2020-05-28", "skipAfterTime": "02:15", "skipBeforeDate": "2020-05-30", "skipBeforeTime": "17:30", "skipCondition": "None", "skipCount": 0, "skipDateList": [], "skipRestriction": "Span", "sysId": "a5ed160ef3124254952c734f9930c458", "tasks": ["uc - Demo"], "timeZone": null, "variables": [], "version": 1 } </pre>
<p>Example for Trigger-Related Records</p>	<pre><variables><variable><description /><name>testVar</name><value>value</value></variable></variables></pre>	<pre>"variables": [{ "description": "description", "name": "var1", "value": "value1", }] </pre>



Properties


Trigger Properties: All Triggers


Property	UI Field Name	Description	Specifications	Required
action	Action	For all trigger types except Manual and Temporary; Action to take on a non-business day or holiday (see situation).	<p>Valid values:</p> <ul style="list-style-type: none"> As String = Do Not Trigger, As Value = 1 As String = Next Day, As Value = 2 As String = Next Business Day, As Value = 3 As String = Previous Day, As Value = 4 As String = Previous Business Day, As Value = 5 <p>Default is Do Not Trigger (1).</p> <p>Note </p> <p>The following values are valid only for Cron and Time triggers:</p> <ul style="list-style-type: none"> Next Day (2) Next Business Day (3) Previous Day (4) Previous Business Day (5) 	Y (if restriction is true)
calendar	Calendar	Calendar that defines the business days, holidays, and other special days that determine the run dates for the task(s) specified in the trigger. The Calendar will be used to verify any Custom Day references in <code>restrictionNoun</code> .	Default is System Default.	Y
description	Description	Description of this trigger.		N
disabledBy	Disabled By	System-supplied. If Status = Enabled, ID of the user who most recently disabled this trigger.	Read-only.	N
disabledTime	Disabled Time	System-supplied. If Status = Enabled, Date and time that the trigger was disabled.	Read-only.	N
enabled	Status	System-defined; Specification for whether or nor the trigger is enabled. Only enabled triggers are processed by the Controller.	Read-only.	N
enabledBy	Enabled By	System-supplied. If Status = Enabled, ID of the user who most recently enabled this trigger.	Read-only.	N
enabledTime	Enabled Time	System-supplied. If Status = Enabled, Date and time that the trigger was enabled.	Read-only.	N
excludeRelated	n/a	For Modify Trigger web services; specification for whether or not to exclude related records from the update, even if they are provided in the request. Note  In XML web services, <code>excludeRelated</code> is specified as an attribute in the <code><trigger></code> element.	Valid values: true/false (default is false).	N

forecast	Forecast	For Cron, Temporary, and Time triggers only; Date and time when this trigger will be satisfied for the next number days, as specified in the Forecast Period In Days Universal Controller system property. The Controller writes the forecasting entries to the Forecasts List .	Boolean; Valid values: true/false. Default is false.	N
name	Name	Name used within the Controller to identify this trigger.	Maximum 255 alphanumerics.	Y
nextScheduledTime	Next Scheduled Time	System-supplied; for time-based triggers. If Status = Enabled, the next date and time this trigger will be satisfied. See Displaying Trigger Forecast Information .	Read-only.	N
opwiseGroups	Member of Business Services	List of Business Service(s) that this trigger belongs to. XML <pre><opwiseGroups><opwiseGroup>test</opwiseGroup></opwiseGroups></pre> JSON <pre>"opwiseGroups": ["test"]</pre>		N
rdExcludeBackup	Exclude Backup	Set only if <code>retentionDurationPurge</code> is selected; Specification for whether qualifying task instances can be excluded from the backup when being purged by retention duration.	Boolean; Valid values: true/false. Default is false.	N
restriction	Special Restriction	Indication of whether or not you want to specify additional parameters that tell the Controller how to handle exceptions, such as when the trigger is satisfied on a holiday or non-business day. You can specify simple and/or complex restrictions. For example, you can specify a <code>simpleRestriction</code> that disables the trigger if it is satisfied on a holiday identified in the calendar and/or a <code>restrictionComplex</code> that disables the trigger on the last business day of every month.	Boolean; Valid values: true/false. Default is false.	N
restrictionAdjective	Restriction Adjective	Type of selection for <code>restrictionNoun</code> .	Valid values: <ul style="list-style-type: none"> As String = Every, As Value = 0 As String = 1st, As Value = 1 As String = 2nd, As Value = 2 As String = 3rd, As Value = 3 As String = 4th, As Value = 4 As String = Last, As Value = 5 As String = Nth, As Value = 6 Default is Every (0).	Y (if <code>restrictionComplex</code> is enabled)
restrictionComplex	Complex Restriction	Set only if <code>restriction</code> is true; Set of parameters that determine one or more situations when this trigger should not be satisfied. Used in conjunction with <code>restrictionMode</code> , <code>restrictionAdjective</code> , <code>restrictionNoun</code> , and <code>restrictionQualifier</code> . For example, you can specify that you do not want to satisfy this trigger on the last business day of the year or the first day of each month.	Boolean; Valid values: true/false. Default is false.	Y (if <code>restrictionSimple</code> is false)

restrictionMode	Restriction Mode	Set only if restrictionSimple is true; Specification for whether you want to use restrictionSimple- and/or restrictionComplex-related values.	<p>Valid values:</p> <ul style="list-style-type: none"> As String = And, As Value = 1 As String = Or, As Value = 2 <p>Default is Or (2).</p>	Y (if restrictionSimple and restrictionComplex are true)
restrictionNoun	Restriction Noun	<p>Day to restrict the trigger to.</p> <p>To specify a Custom Day, use the name of the Custom Day. For example:</p> <p>XML <code><restrictionNoun>CustomDay1</restrictionNoun></code></p> <p>JSON <pre>"restrictionNoun": { "value": "CustomDay1" }</pre></p> <p>To specify a Local Custom Day, use the local attribute. For example:</p> <p>XML <code><restrictionNoun local="true">CustomDay2</restrictionNoun></code></p> <p>JSON <pre>"restrictionNoun": { "local": "true", "value": "CustomDay2" }</pre></p> <p>Note  The Calendar for the trigger is used to verify Custom Day references.</p>	<p>Valid values:</p> <ul style="list-style-type: none"> As String = Sunday, As Value = 1 As String = Monday, As Value = 2 As String = Tuesday, As Value = 3 As String = Wednesday, As Value = 4 As String = Thursday, As Value = 5 As String = Friday, As Value = 6 As String = Saturday, As Value = 7 As String = Day, As Value = 8 As String = Business Day, As Value = 9 	Y (if restrictionComplex is true)
restrictionNthAmount	Restriction Nth Amount	Set only if restrictionAdjective is Nth (6); value of N.	Integer	Y (if restrictionAdjective is Nth)

restrictionQualifier	Restriction Qualifier	<p>Period to restrict the trigger to.</p> <p>To specify a Custom Day Period, use the name of the Custom Day Period. For example:</p> <p>XML <code><restrictionQualifier>CustomDayPeriod1</restrictionQualifier></code></p> <p>JSON <pre>"restrictionQualifier": { "value": "CustomDayPeriod1" }</pre></p> <p>To specify a Local Custom Day Period, use the local attribute. For example:</p> <p>XML <code><restrictionQualifier local="true">CustomDayPeriod2</restrictionQualifier></code></p> <p>JSON <pre>"restrictionQualifier": { "local": "true", "value": "CustomDayPeriod2" }</pre></p> <p>Note  The Calendar for the trigger is used to verify Custom Day references.</p>	<p>Valid values:</p> <ul style="list-style-type: none"> As String = Jan, As Value = 0 As String = Feb, As Value = 1 As String = Mar, As Value = 2 As String = Apr, As Value = 3 As String = May, As Value = 4 As String = Jun, As Value = 5 As String = Jul, As Value = 6 As String = Aug, As Value = 7 As String = Sep, As Value = 8 As String = Oct, As Value = 9 As String = Nov, As Value = 10 As String = Dec, As Value = 11 As String = Month, As Value = 12 As String = Year, As Value = 13 	Y (if restrictionComplex is true)
retainSysIds	n/a	<p>Specification for whether or not the web service will persist the sysId property.</p> <ul style="list-style-type: none"> If retainSysIds="true" and <code>sysId</code> is included in the request/response, <code>sysId</code> will be persisted to the database. If retainSysIds="false" and <code>sysId</code> is included in the request/response, <code>sysId</code> will be ignored; it will be autogenerated by the Controller. <p>Note  In XML web services, <code>retainSysIds</code> is specified as an attribute in the <code><trigger></code> element.</p>	Valid values: true/false (default is true).	N
retentionDuration	Retention Duration	Set only if <code>retentionDurationPurge</code> is selected; Minimum retention duration for the selected <code>retentionDurationUnit</code> before triggered task instances can qualify for purge.	Integer	N
retentionDurationPurge	Purge By Retention Duration	Specification for whether triggered task instances can be purged by retention duration.	Boolean; Valid values: true/false. Default is false.	N
retentionDurationUnit	Retention Duration Unit	Set only if <code>retentionDurationPurge</code> is selected; Retention duration unit.	<p>Valid values:</p> <ul style="list-style-type: none"> As String = Hours, As Value = 3 As String = Days, As Value = 4 <p>Default is Days (4).</p>	N

simulationOption	Simulate	For Cron, Temporary, and Time triggers only; Enables the override of the Enable Trigger Simulation Universal Controller system property specification for whether or not to simulate the launching of tasks when triggers are eligible to fire. (If simulationOption is enabled, only the scheduled launch of the task by the trigger is inhibited.)	Valid values: <ul style="list-style-type: none"> --System Default --, As Value = 0 As String = True, As Value = 1 As String = False, As Value = 2 Default is --System Default – (0).	N
situation	Situation	Type of day that causes the Controller to initiate the specified action.	Valid values: <ul style="list-style-type: none"> As String = Holiday, As Value = 1 As String = Non Business Day, As Value = 2 Default is Holiday (1).	Y (if restrictionSimple is true)
skipActive	Skip Trigger if Active	Deprecated. Indication for whether or not the Controller should skip the next run of the specified task(s) if the previous run has not gone to a Complete status (that is, it is still active).	Boolean; Valid values: true/false. Default is false.	N
skipAfterDate	Skip After Date	Date after which the trigger will be skipped.		N
skipAfterTime	Skip After Time	Time after which the trigger will be skipped.		N
skipBeforeDate	Skip Before Date	Date before which the trigger will be skipped.		N
skipBeforeTime	Skip Before Time	Time before which the trigger will be skipped.		N
skipCondition	Task Launch Skip Condition	Controls when launching a task for the trigger will be skipped. Note  When reading a Trigger, both skipActive and skipCondition are returned. When creating/updating a Trigger, skipCondition is used if present. If skipCondition is not present, skipActive is used. If both skipActive and skipCondition are present, skipActive can be set to true only if skipCondition is Active (1).	Valid values: <ul style="list-style-type: none"> As String = None, As Value = 0 As String = Active, As Value = 1 As String = Active By Trigger, As Value = 2 Default is None (0).	N
skipCount	Skip Count	Specification that the Controller should skip the next N times that this task is triggered.	Integer; Default is 0.	N
skipDateList	Skip Date List	Date(s) on which the trigger will be skipped.		

skipRestriction	Skip Restriction	Specification for when the trigger should skip and not launch the task(s).	Valid values: <ul style="list-style-type: none"> As String = None, As Value = 0 As String = Before, As Value = 1 As String = After, As Value = 2 As String = Span, As Value = 3 As String = On, As Value = 4 Default is None (0).	
sysId	n/a	System ID field in the database for this trigger.	Persisted only if retain SysIds is set to true.	N
tasks	Tasks	Name of the task(s) being triggered when this trigger is satisfied. XML <pre><tasks><task>uc - Demo</task></tasks></pre> JSON <pre>"tasks": ["uc - Demo"]</pre>		Y
timeZone	Time Zone	Name of the time zone that will be applied to the time(s) specified in the trigger.		Y
version	n/a	For Read and List web services; specification of the version being read or listed. Note  In XML web services, version is specified as an attribute in the <trigger> element.		Y

Trigger Properties: Agent File Monitor Trigger

Property	UI Field Name	Description	Specifications	Required
enabledEnd	Enabled End	End time of the period during which the trigger should be active.	Use 24-hour time; format is hh:mm	Y (if restrictedTimes is true)
enabledStart	Enabled Start	Start time of the period during which the trigger should be active.	Use 24-hour time; format is hh:mm	Y (if restrictedTimes is true)
restrictedTimes	Restrict Times	Indication that the trigger is active only during the period specified by enabledStart and enabledEnd.	Boolean; Valid values: true/false. Default is false.	N
taskMonitor	File Monitor	Agent File Monitor task being executed.		Y

Trigger-Related Records Properties: Variables

Property	UI Field Name	Description	Specifications	Required
description	Description	Description of the variable.		N
name	Name	Name of the variable.		Y
value	Value	Value of the variable.		Y

Application Monitor Trigger Web Services

- [Overview](#)
- [Create an Application Monitor Trigger](#)
- [Modify an Application Monitor Trigger](#)
- [Read an Application Monitor Trigger](#)
 - [Read an Application Monitor Trigger: URI Parameters](#)
- [Application Monitor Trigger: XML and JSON Examples](#)
- [Properties](#)
 - [Trigger Properties: All Triggers](#)
 - [Trigger Properties: Application Monitor Trigger](#)
 - [Trigger-Related Records Properties: Variables](#)

Overview

Universal Controller supports the following RESTful-based web services for Application Monitor Trigger operations, which are listed alphabetically on this page.

- [Create an Application Monitor Trigger](#)
- [Modify an Application Monitor Trigger](#)
- [Read an Application Monitor Trigger](#)

Formatting specifications for each web service, including details about parameter requirements, are provided.

Note



For information on Trigger web services that are applicable to all trigger types, see:

- [Delete a Trigger](#)
- [Enable/Disable a Trigger](#)
- [List Triggers](#)
- [Trigger a Task](#)

Create an Application Monitor Trigger

	Description
URI	http://host_name/uc/resources/trigger
HTTP Method	POST
Description	Creates a new Application Monitor trigger.
Example URI	http://localhost:8080/uc/resources/trigger
Consumes Content-Type	application/xml, application/json
Produces Content-Type	n/a
Example Request	See Application Monitor Trigger: XML and JSON Examples .

Trigger Properties	<ul style="list-style-type: none"> • See Trigger Properties: All Triggers. • See Trigger Properties: Application Monitor Trigger.
Trigger-Related Record Properties	<ul style="list-style-type: none"> • See Trigger-Related Records Properties: Variables.
Example Response	<ul style="list-style-type: none"> • Status 200 /OK Successfully created the <trigger type> trigger.

Modify an Application Monitor Trigger

	Description
URI	http://host_name/uc/resources/trigger
HTTP Method	PUT
Description	<p>Modifies the trigger specified by the sysId in the request.</p> <p>To modify Application Monitor Trigger properties without modifying related records, use the excludeRelated property.</p>
Example URI	http://localhost:8080/uc/resources/trigger
Consumes Content-Type	application/xml, application/json
Produces Content-Type	n/a
Example Request	See Application Monitor Trigger: XML and JSON Examples .
Trigger Properties	<ul style="list-style-type: none"> • See Trigger Properties: All Triggers. • See Trigger Properties: Application Monitor Trigger.
Trigger-Related Record Properties	<ul style="list-style-type: none"> • See Trigger-Related Records Properties: Variables.
Example Response	<ul style="list-style-type: none"> • Status 200 /OK Successfully updated the <trigger type> trigger to version <version>.

Read an Application Monitor Trigger

	Description
--	-------------

URI	http://host_name/uc/resources/trigger
HTTP Method	GET
Description	Retrieves information for the specified trigger
URI Parameters	See Read an Application Monitor Trigger: URI Parameters .
Example URI	<ul style="list-style-type: none"> http://localhost:8080/uc/resources/trigger?triggername=testTrigger http://localhost:8080/uc/resources/trigger?triggerid=d26265a2c4f345359d9b356f18a462c1
Consumes Content-Type	n/a
Produces Content-Type	application/xml, application/json
Trigger Properties	<ul style="list-style-type: none"> See Trigger Properties: All Triggers. See Trigger Properties: Application Monitor Trigger.
Trigger-Related Record Properties	<ul style="list-style-type: none"> See Trigger-Related Records Properties: Variables.
Example Response	<ul style="list-style-type: none"> Status 200 /OK (See Application Monitor Trigger: XML and JSON Examples.) Status 404 /Not Found A trigger with id "f87848b00a0001037f43e7c81c8ec969" does not exist.

Read an Application Monitor Trigger: URI Parameters

Name	Description	Specifications	Required	Mutually Exclusive With
triggerid	Unique ID for this trigger.		Y (unless triggername is specified)	triggername
triggername	Name used within the Controller to identify this trigger.	Maximum 40 alphanumerics.	Y (unless triggerid is specified)	triggerid

Application Monitor Trigger: XML and JSON Examples



retainSysIds and version properties are specified as attributes in the <trigger type> element in XML.

Examples	XML	JSON
----------	-----	------



<p>Example for Trigger</p>	<pre><triggerApplMonitor retainSysIds="true"version="1"><variables /><action /><calendar>System Default</calendar><description /><disabledBy></disabledBy><disabledTime></disabledTime><enabled>true</enabled><enabledBy>ops.admin</enabledBy><enabledTime>2021-03-03 12:46:11 -0500</enabledTime><name>application monitor trigger</name><nextScheduleTime>2021-03-04 00:00:00 -0500</nextScheduleTime><opswiseGroups><opswiseGroup>bus service 1</opswiseGroup></opswiseGroups><rdExcludeBackup>true</rdExcludeBackup><restriction>false</restriction><restrictionAdjective>Every</restrictionAdjective><restrictionComplex>false</restrictionComplex><restrictionMode>Or</restrictionMode><restrictionNoun>Day</restrictionNoun><restrictionNthAmount /><restrictionQualifier>Year</restrictionQualifier><restrictionSimple>false</restrictionSimple><retentionDuration>1</retentionDuration><retentionDurationPurge>true</retentionDurationPurge><retentionDurationUnit>Days</retentionDurationUnit><simulationOption /><situation /><skipAfterDate>2020-05-28</skipAfterDate><skipAfterTime>02:15</skipAfterTime><skipBeforeDate>2020-05-30</skipBeforeDate><skipBeforeTime>17:30</skipBeforeTime><skipCondition>None</skipCondition><skipCount>0</skipCount><skipDateList /><skipRestriction>Span</skipRestriction><sysId>0fc6b7d9c0a801c9017b6c27c259937e</sysId><tasks><task>Sleep 30</task></tasks><timeZone /><applNameCondition>All</applNameCondition><applNameValue /><applType>Windows Service, Linux/Unix Daemon, z/OS Started Task</applType><application>appl</application><monitorType>Specific</monitorType><status>Start Failure</status></triggerApplMonitor></pre>	<pre>{ "type": "triggerApplMonitor", "action": "Do Not Trigger", "applNameCondition": "All", "applNameValue": null, "applType": "Windows Service,\nLinux/Unix Daemon,\nz/OS Started Task", "application": "appl", "calendar": "System Default", "description": null, "disabledBy": "", "disabledTime": "", "enabled": true, "enabledBy": "ops.admin", "enabledTime": "2021-03-03 12:46:11 -0500", "monitorType": "Specific", "name": "application monitor trigger", "nextScheduledTime": "2021-03-04 00:00:00 -0500", "opswiseGroups": ["bus service 1"], "rdExcludeBackup": true, "restriction": false, "restrictionAdjective": "Every", "restrictionComplex": false, "restrictionMode": "Or", "restrictionNoun": { "value": "Day" }, "restrictionNthAmount": null, "restrictionQualifier": { "value": "Year" }, "restrictionSimple": false, "retainSysIds": true, "retentionDuration": 1, "retentionDurationPurge": true, "retentionDurationUnit": "Days", "situation": "Holiday", "skipCondition": "None", "skipCount": 0, "status": "Start Failure", "sysId": "8140b211960d45328bbf96325a6c46bd", "tasks": ["Sleep 30"], "timeZone": null, "variables": [], "version": 2 }</pre>
<p>Example for Trigger-Related Records</p>	<pre><variables><variable><description /><name>testVar</name><value>value</value></variable></variables></pre>	<pre>"variables": [{ "description": "description", "name": "var1", "value": "value1", }]</pre>


Properties



Trigger Properties: All Triggers

Property	UI Field Name	Description	Specifications	Required
action	Action	For all trigger types except Manual and Temporary; Action to take on a non-business day or holiday (see situation).	<p>Valid values:</p> <ul style="list-style-type: none"> As String = Do Not Trigger, As Value = 1 As String = Next Day, As Value = 2 As String = Next Business Day, As Value = 3 As String = Previous Day, As Value = 4 As String = Previous Business Day, As Value = 5 <p>Default is Do Not Trigger (1).</p> <p>Note  The following values are valid only for Cron and Time triggers:</p> <ul style="list-style-type: none"> Next Day (2) Next Business Day (3) Previous Day (4) Previous Business Day (5) 	Y (if restriction is true)
calendar	Calendar	Calendar that defines the business days, holidays, and other special days that determine the run dates for the task(s) specified in the trigger. The Calendar will be used to verify any Custom Day references in <code>restrictionNoun</code> .	Default is System Default.	Y
description	Description	Description of this trigger.		N
disabledBy	Disabled By	System-supplied. If Status = Enabled, ID of the user who most recently disabled this trigger.	Read-only.	N
disabledTime	Disabled Time	System-supplied. If Status = Enabled, Date and time that the trigger was disabled.	Read-only.	N
enabled	Status	System-defined; Specification for whether or not the trigger is enabled. Only enabled triggers are processed by the Controller.	Read-only.	N
enabledBy	Enabled By	System-supplied. If Status = Enabled, ID of the user who most recently enabled this trigger.	Read-only.	N
enabledTime	Enabled Time	System-supplied. If Status = Enabled, Date and time that the trigger was enabled.	Read-only.	N
excludeRelated	n/a	For Modify Trigger web services; specification for whether or not to exclude related records from the update, even if they are provided in the request. Note  In XML web services, <code>excludeRelated</code> is specified as an attribute in the <code><trigger></code> element.	Valid values: true/false (default is false).	N
name	Name	Name used within the Controller to identify this trigger.	Maximum 255 alphanumerics.	Y

nextScheduledTime	Next Scheduled Time	System-supplied; for time-based triggers. If Status = Enabled, the next date and time this trigger will be satisfied. See Displaying Trigger Forecast Information .	Read-only.	N
opwiseGroups	Member of Business Services	List of Business Service(s) that this trigger belongs to. XML <pre><opwiseGroups><opwiseGroup>test</opwiseGroup></opwiseGroups></pre> JSON <pre>"opwiseGroups": ["test"]</pre>		N
rdExcludeBackup	Exclude Backup	Set only if <code>retentionDurationPurge</code> is selected; Specification for whether qualifying task instances can be excluded from the backup when being purged by retention duration.	Boolean; Valid values: true/false. Default is false.	N
restriction	Special Restriction	Indication of whether or not you want to specify additional parameters that tell the Controller how to handle exceptions, such as when the trigger is satisfied on a holiday or non-business day. You can specify simple and/or complex restrictions. For example, you can specify a <code>simpleRestriction</code> that disables the trigger if it is satisfied on a holiday identified in the calendar and/or a <code>restrictionComplex</code> that disables the trigger on the last business day of every month.	Boolean; Valid values: true/false. Default is false.	N
restrictionAdjective	Restriction Adjective	Type of selection for <code>restrictionNoun</code> .	Valid values: <ul style="list-style-type: none">As String = Every, As Value = 0As String = 1st, As Value = 1As String = 2nd, As Value = 2As String = 3rd, As Value = 3As String = 4th, As Value = 4As String = Last, As Value = 5As String = Nth, As Value = 6 Default is Every (0).	Y (if <code>restrictionComplex</code> is enabled)
restrictionComplex	Complex Restriction	Set only if <code>restriction</code> is true; Set of parameters that determine one or more situations when this trigger should not be satisfied. Used in conjunction with <code>restrictionMode</code> , <code>restrictionAdjective</code> , <code>restrictionNoun</code> , and <code>restrictionQualifier</code> . For example, you can specify that you do not want to satisfy this trigger on the last business day of the year or the first day of each month.	Boolean; Valid values: true/false. Default is false.	Y (if <code>restrictionSimple</code> is false)
restrictionMode	Restriction Mode	Set only if <code>restrictionSimple</code> is true; Specification for whether you want to use <code>restrictionSimple</code> - and/or <code>restrictionComplex</code> -related values.	Valid values: <ul style="list-style-type: none">As String = And, As Value = 1As String = Or, As Value = 2 Default is Or (2).	Y (if <code>restrictionSimple</code> and <code>restrictionComplex</code> are true)

restrictionNoun	Restriction Noun	<p>Day to restrict the trigger to.</p> <p>To specify a Custom Day, use the name of the Custom Day. For example:</p> <p>XML <code><restrictionNoun>CustomDay1</restrictionNoun></code></p> <p>JSON <pre>"restrictionNoun": { "value": "CustomDay1" }</pre></p> <p>To specify a Local Custom Day, use the local attribute. For example:</p> <p>XML <code><restrictionNoun local="true">CustomDay2</restrictionNoun></code></p> <p>JSON <pre>"restrictionNoun": { "local": "true", "value": "CustomDay2" }</pre></p> <p>Note  The Calendar for the trigger is used to verify Custom Day references.</p>	<p>Valid values:</p> <ul style="list-style-type: none"> As String = Sunday, As Value = 1 As String = Monday, As Value = 2 As String = Tuesday, As Value = 3 As String = Wednesday, As Value = 4 As String = Thursday, As Value = 5 As String = Friday, As Value = 6 As String = Saturday, As Value = 7 As String = Day, As Value = 8 As String = Business Day, As Value = 9 	Y (if restrictionComplex is true)
restrictionNthAmount	Restriction Nth Amount	<p>Set only if <code>restrictionAdjective</code> is Nth (6); value of N.</p>	Integer	Y (if restrictionAdjective is Nth)
restrictionQualifier	Restriction Qualifier	<p>Period to restrict the trigger to.</p> <p>To specify a Custom Day Period, use the name of the Custom Day Period. For example:</p> <p>XML <code><restrictionQualifier>CustomDayPeriod1</restrictionQualifier></code></p> <p>JSON <pre>"restrictionQualifier": { "value": "CustomDayPeriod1" }</pre></p> <p>To specify a Local Custom Day Period, use the local attribute. For example:</p> <p>XML <code><restrictionQualifier local="true">CustomDayPeriod2</restrictionQualifier></code></p> <p>JSON <pre>"restrictionQualifier": { "local": "true", "value": "CustomDayPeriod2" }</pre></p> <p>Note  The Calendar for the trigger is used to verify Custom Day references.</p>	<p>Valid values:</p> <ul style="list-style-type: none"> As String = Jan, As Value = 0 As String = Feb, As Value = 1 As String = Mar, As Value = 2 As String = Apr, As Value = 3 As String = May, As Value = 4 As String = Jun, As Value = 5 As String = Jul, As Value = 6 As String = Aug, As Value = 7 As String = Sep, As Value = 8 As String = Oct, As Value = 9 As String = Nov, As Value = 10 As String = Dec, As Value = 11 As String = Month, As Value = 12 As String = Year, As Value = 13 	Y (if restrictionComplex is true)
restrictionSimple	Simple Restriction	<p>Set only if <code>restriction</code> is true; Specification to set a simple restriction based on a specific situation.</p>	Boolean; Valid values: true/false. Default is false.	Y (if restrictionComplex is false)

retainSysIds	n/a	<p>Specification for whether or not the web service will persist the <code>sysId</code> property.</p> <ul style="list-style-type: none"> • If <code>retainSysIds="true"</code> and <code>sysId</code> is included in the request/response, <code>sysId</code> will be persisted to the database. • If <code>retainSysIds="false"</code> and <code>sysId</code> is included in the request/response, <code>sysId</code> will be ignored; it will be autogenerated by the Controller. <p>Note </p> <p>In XML web services, <code>retainSysIds</code> is specified as an attribute in the <code><trigger></code> element.</p>	Valid values: true/false (default is true).	N
retentionDuration	Retention Duration	Set only if <code>retentionDurationPurge</code> is selected; Minimum retention duration for the selected <code>retentionDurationUnit</code> before triggered task instances can qualify for purge.	Integer	N
retentionDurationPurge	Purge By Retention Duration	Specification for whether triggered task instances can be purged by retention duration.	Boolean; Valid values: true/false. Default is false.	N
retentionDurationUnit	Retention Duration Unit	Set only if <code>retentionDurationPurge</code> is selected; Retention duration unit.	<p>Valid values:</p> <ul style="list-style-type: none"> • As String = Hours, As Value = 3 • As String = Days, As Value = 4 <p>Default is Days (4).</p>	N
simulationOption	Simulate	For Cron, Temporary, and Time triggers only; Enables the override of the Enable Trigger Simulation Universal Controller system property specification for whether or not to simulate the launching of tasks when triggers are eligible to fire. (If <code>simulationOption</code> is enabled, only the scheduled launch of the task by the trigger is inhibited.)	<p>Valid values:</p> <ul style="list-style-type: none"> • --System Default --, As Value = 0 • As String = True, As Value = 1 • As String = False, As Value = 2 <p>Default is --System Default – (0).</p>	N
situation	Situation	Type of day that causes the Controller to initiate the specified action.	<p>Valid values:</p> <ul style="list-style-type: none"> • As String = Holiday, As Value = 1 • As String = Non Business Day, As Value = 2 <p>Default is Holiday (1).</p>	Y (if <code>restrictionSimple</code> is true)
skipActive	Skip Trigger if Active	Deprecated. Indication for whether or not the Controller should skip the next run of the specified task(s) if the previous run has not gone to a Complete status (that is, it is still active).	Boolean; Valid values: true/false. Default is false.	N
skipAfterDate	Skip After Date	Date after which the trigger will be skipped.		N
skipAfterTime	Skip After Time	Time after which the trigger will be skipped.		N
skipBeforeDate	Skip Before Date	Date before which the trigger will be skipped.		N
skipBeforeTime	Skip Before Time	Time before which the trigger will be skipped.		N

skipCondition	Task Launch Skip Condition	<p>Controls when launching a task for the trigger will be skipped.</p> <p>Note  When reading a Trigger, both skipActive and skipCondition are returned. When creating/updating a Trigger, skipCondition is used if present. If skipCondition is not present, skipActive is used. If both skipActive and skipCondition are present, skipActive can be set to true only if skipCondition is Active (1).</p>	<p>Valid values:</p> <ul style="list-style-type: none"> As String = None, As Value = 0 As String = Active, As Value = 1 As String = Active By Trigger, As Value = 2 <p>Default is None (0).</p>	N
skipCount	Skip Count	Specification that the Controller should skip the next N times that this task is triggered.	Integer; Default is 0.	N
skipDateList	Skip Date List	Date(s) on which the trigger will be skipped.		
skipRestriction	Skip Restriction	Specification for when the trigger should skip and not launch the task(s).	<p>Valid values:</p> <ul style="list-style-type: none"> As String = None, As Value = 0 As String = Before, As Value = 1 As String = After, As Value = 2 As String = Span, As Value = 3 As String = On, As Value = 4 <p>Default is None (0).</p>	
sysId	n/a	System ID field in the database for this trigger.	Persisted only if retain SysIds is set to true.	N
tasks	Tasks	<p>Name of the task(s) being triggered when this trigger is satisfied.</p> <p>XML</p> <pre><tasks><task>uc - Demo</task></tasks></pre> <p>JSON</p> <pre>"tasks": ["uc - Demo"]</pre>		Y
timeZone	Time Zone	Name of the time zone that will be applied to the time(s) specified in the trigger.		Y
version	n/a	<p>For Read and List web services; specification of the version being read or listed.</p> <p>Note  In XML web services, version is specified as an attribute in the <trigger> element.</p>		Y

Trigger Properties: Application Monitor Trigger

Property	UI Field Name	Description	Specifications	Required
application	Application	If monitorType is Specific (1); Name of a specific application resource to be monitored.		Y
applNameCondition	Application Monitor Condition	If monitorType is General (2); Allows you to specify selection parameters.	Valid values: <ul style="list-style-type: none"> As String = All, As Value = 1 As String = Starts With, As Value = 2 As String = Contains, As Value = 3 As String = Ends With, As Value = 4 Default is All (1).	N
applNameValue	Condition Value	If applNameCondition is Starts With (2), Contains (3), or Ends With (4); Search string.		Y
applType	Application Type(s)	If monitorType is General (2); Comma-separated list of application types to monitor.	Valid values: <ul style="list-style-type: none"> As String = Windows Service, As Value = 1 As String = Linux/Unix Daemon, As Value = 2 As String = z/OS Started Task, As Value = 3 	Y
monitorType	Monitoring Type	Indicates whether you are monitoring one specific Application resource or want to provide selection parameters to monitor multiple Application resources	Valid values: <ul style="list-style-type: none"> As String = Specific, As Value = 1 As String = General, As Value = 2 Default is Specific (1).	N
status	Status(es)	Comma-separated list of application statuses being monitored for.	Valid values: <ul style="list-style-type: none"> As String = Inactive, As Value = 10 As String = Start Failure, As Value = 20 As String = Starting, As Value = 30 As String = Active, As Value = 40 As String = Impaired, As Value = 50 As String = Query Overdue, As Value = 60 	Y

Trigger-Related Records Properties: Variables

Property	UI Field Name	Description	Specifications	Required
description	Description	Description of the variable.		N

name	Name	Name of the variable.		Y
value	Value	Value of the variable.		Y

Composite Trigger Web Services

- [Overview](#)
- [Create a Composite Trigger](#)
- [Modify a Composite Trigger](#)
- [Read a Composite Trigger](#)
- [Composite Trigger: XML and JSON Examples](#)
- [Properties](#)

Overview

Universal Controller supports the following RESTful-based web services for Composite Trigger operations, which are listed alphabetically on this page.

- [Create a Composite Trigger](#)
- [Modify a Composite Trigger](#)
- [Read a Composite Trigger](#)

Formatting specifications for each web service, including details about parameter requirements, are provided.

Note



For information on Trigger web services that are applicable to all trigger types, see:

- [Delete a Trigger](#)
- [Enable/Disable a Trigger](#)
- [List Triggers](#)
- [Trigger a Task](#)

Create a Composite Trigger

	Description
URI	http://host_name/uc/resources/trigger
HTTP Method	POST
Description	Retrieves information for the specified trigger .
Example URI	http://localhost:8080/uc/resources/trigger
Consumes Content-Type	application/xml, application/json
Produces Content-Type	n/a
Example Request	See Composite Trigger: XML and JSON Examples .

Trigger Properties	<ul style="list-style-type: none"> • See Trigger Properties: All Triggers. • See Trigger Properties: Composite Trigger.
Trigger Component Properties	<ul style="list-style-type: none"> • See Trigger Properties: All Composite Trigger Components. • See Trigger Properties: Composite Trigger Time Component. • See Trigger Properties: Composite Trigger File Monitor Component. • See Trigger Properties: Composite Trigger Task Monitor Component. • See Trigger Properties: Composite Trigger Task Monitor Component. • See Trigger Properties: Composite Trigger Task Monitor Component.
Trigger-Related Record Properties	<ul style="list-style-type: none"> • See Trigger-Related Records Properties: Variables.
Example Response	<ul style="list-style-type: none"> • Status 200 /OK Successfully created the <trigger type> trigger.

Modify a Composite Trigger

	Description
URI	http://host_name/uc/resources/trigger
HTTP Method	PUT
Description	<p>Modifies the trigger specified by the <code>sysId</code> in the Example Request.</p> <p>To modify Composite Trigger properties without modifying related records, use the <code>excludeRelated</code> property.</p>
Example URI	http://localhost:8080/uc/resources/trigger
Consumes Content-Type	application/xml, application/json
Produces Content-Type	n/a
Example Request	See Composite Trigger: XML and JSON Examples .
Trigger Properties	<ul style="list-style-type: none"> • See Trigger Properties: All Triggers. • See Trigger Properties: Composite Trigger.
Trigger Component Properties	<ul style="list-style-type: none"> • See Trigger Properties: All Composite Trigger Components. • See Trigger Properties: Composite Trigger Time Component. • See Trigger Properties: Composite Trigger File Monitor Component. • See Trigger Properties: Composite Trigger Task Monitor Component. • See Trigger Properties: Composite Trigger Variable Monitor Component. • See Trigger Properties: Composite Trigger Email Monitor Component.

Trigger-Related Record Properties	<ul style="list-style-type: none"> See Trigger-Related Records Properties: Variables.
Example Response	<ul style="list-style-type: none"> Status 200 /OK Successfully updated the <trigger type> trigger to version <version>.

Read a Composite Trigger

	Description
URI	http://host_name/uc/resources/trigger
HTTP Method	GET
Description	Retrieves information for the specified trigger .
URI Parameters	See Read a Composite Trigger: URI Parameters .
Example URI	<ul style="list-style-type: none"> http://localhost:8080/uc/resources/trigger?triggername=testTrigger http://localhost:8080/uc/resources/trigger?triggerid=d26265a2c4f345359d9b356f18a462c1
Consumes Content-Type	n/a
Produces Content-Type	application/xml, application/json
Trigger Properties	<ul style="list-style-type: none"> See Trigger Properties: All Triggers. See Trigger Properties: Composite Trigger.
Trigger Component Properties	<ul style="list-style-type: none"> See Trigger Properties: All Composite Trigger Components. See Trigger Properties: Composite Trigger Time Component. See Trigger Properties: Composite Trigger File Monitor Component. See Trigger Properties: Composite Trigger Task Monitor Component. See Trigger Properties: Composite Trigger Variable Monitor Component. See Trigger Properties: Composite Trigger Email Monitor Component.
Trigger-Related Record Properties	<ul style="list-style-type: none"> See Trigger-Related Records Properties: Variables.
Example Response	<ul style="list-style-type: none"> Status 200 /OK (See Composite Trigger: XML and JSON Examples.) Status 404 /Not Found A trigger with id "f87848b00a0001037f43e7c81c8ec969" does not exist.

Read a Composite Trigger: URI Parameters

Name	Description	Specifications	Required	Mutually Exclusive With
triggerid	Unique ID for this trigger.		Y (unless triggername is specified)	triggername
triggername	Name used within the Controller to identify this trigger.	Maximum 40 alphanumerics.	Y (unless triggerid is specified)	triggerid

Composite Trigger: XML and JSON Examples

retainSysIds and version properties are specified as attributes in the <trigger type> element in XML.

Examples	XML	JSON
----------	-----	------

<p>Example for Trigger</p>	<pre><triggerComposite retainSysIds="true"version="1"><variables /><action>Do Not Trigger</action><calendar>System Default</calendar><description /><disabledBy></disabledBy><disabledTime></disabledTime><enabled>true</enabled><enabledBy>ops.admin</enabledBy><enabledEnd>00:00</enabledEnd><enabledStart>05:00</enabledStart><enabledTime>2021-03-03 12:46:11 -0500</enabledTime><name>test composite trigger</name><nextScheduleTime>2021-03-04 00:00:00 -0500</nextScheduleTime\<opswiseGroups /><queueDepth>100</queueDepth><rdExcludeBackup>true</rdExcludeBackup><restriction>>false</restriction><restrictionAdjective>Every</restrictionAdjective><restrictionComplex>>false</restrictionComplex><restrictionMode>Or</restrictionMode><restrictionNoun>Day</restrictionNoun><restrictionNthAmount /><restrictionQualifier>Year</restrictionQualifier><restrictionSimple>>false</restrictionSimple><retentionDuration>1</retentionDuration><retentionDurationPurge>true</retentionDurationPurge><retentionDurationUnit>Days</retentionDurationUnit><situation>Holiday</situation><skipAfterDate>2020-05-28</skipAfterDate><skipAfterTime>02:15</skipAfterTime><skipBeforeDate>2020-05-30</skipBeforeDate><skipBeforeTime>17:30</skipBeforeTime><skipCondition>None</skipCondition><skipCount>0</skipCount><skipDateList /><skipRestriction>Span</skipRestriction><sysId>0fc6b7d9c0a801c9017b6c27c259937e</sysId><tasks><task>Sleep 30</task></tasks><timeLimit /><timeLimitUnits>Minutes</timeLimitUnits><timeZone /></triggerComposite></pre>	<pre>{ "type": "triggerEm", "action": "Do Not Trigger", "calendar": "System Default", "description": null, "disabledBy": "", "disabledTime": "", "enabled": true, "enabledBy": "ops.admin", "enabledEnd": "00:00", "enabledStart": "05:00", "enabledTime": "2021-03-03 12:46:11 -0500", "name": "test composite trigger", "nextScheduledTime": "2021-03-04 00:00:00 -0500", "opswiseGroups": [], "queueDepth": 100, "rdExcludeBackup": true, "restriction": false, "restrictionAdjective": "Every", "restrictionComplex": false, "restrictionMode": "Or", "restrictionNoun": { "value": "Day" }, "restrictionNthAmount": null, "restrictionQualifier": { "value": "Year" }, "restrictionSimple": false, "retainSysIds": true, "retentionDuration": 1, "retentionDurationPurge": true, "retentionDurationUnit": "Days", "situation": "Holiday", "skipAfterDate": "2020-05-28", "skipAfterTime": "02:15", "skipBeforeDate": "2020-05-30", "skipBeforeTime": "17:30", "skipCondition": "None", "skipCount": 0, "skipDateList": [], "skipRestriction": "Span", "sysId": "9c659c9c2c72460c9a2057663257b0be", "tasks": ["Sleep 30"], "timeLimit": null, "timeLimitUnits": "Minutes", "timeZone": null, "variables": [], "version": 1 }</pre>
<p>Example for Trigger-Related Records</p>	<pre><variables><variable><description /><name>testVar</name><value>value</value></variable></variables></pre>	<pre>"variables": [{ "description": "description", "name": "var1", "value": "value1", }]</pre>

Example for Composite Trigger Components

Composite Trigger: Time Component

```

<timeComponent><action>Do Not Trigger</
action><description />
<disabledBy></disabledBy>
<disabledTime></disabledTime>
<enabled>true</enabled>
<enabledBy>ops.admin</enabledBy>
<enabledEnd>00:00</enabledEnd>
<enabledStart>05:00</enabledStart>
<enabledTime>2021-03-03 12:46:11 -0500<
/enabledTime>
<name>test special day</name>
<nextScheduleTime>2021-03-04 00:00:00
-0500</nextScheduleTime><restrictionAd
jective>Every</restrictionAdjective><r
estriictionComplex>false</restrictionCo
mplex><restrictionMode>Or</restriction
Mode><restrictionNoun>Day</restriction
Noun>
<restrictionNthAmount />
<restrictionQualifier>Year</restrictio
nQualifier><restrictionSimple>false</r
estriictionSimple><situation>Holiday</s
ituation><sysId>0fc6b7d9c0a801c9017b6c
27c259937e</sysId>
<variablePrefix />
<adjustInterval>false</adjustInterval><
adjustmentAmount>1</adjustmentAmount><
adjustmentType>Day</adjustmentType><da
teAdjective>Every</dateAdjective><date
Adjustment>None</dateAdjustment><dateN
oun>Saturday1</dateNoun>
<dateQualifier>Year</dateQualifier>
<dayInterval>2</dayInterval>
<dayStyle>Complex</dayStyle><eventMatc
hType>Single</eventMatchType>
<fri>false</fri><intervalStartingDate>
2015-06-17</intervalStartingDate><mon>
false</mon>
<nthAmount>5</nthAmount>
<sat>false</sat>
<simpleDateType>Daily</simpleDateType><
startTimeEnable>false</startTimeEnable
><startingAt>*:00</startingAt>
<sun>false</sun>
<thu>false</thu>
<time>00:00</time>
<timeInterval />
<timeIntervalUnits>Hours</timeInterval
Units><timeStyle>Absolute</timeStyle>
<tue>false</tue>
<wed>false</wed>
</timeComponent>

```

Composite Trigger: Time Component

```

"timeComponents": [ {
  "action": "Do Not Trigger",
  "adjustInterval": false,
  "adjustmentAmount": 1,
  "adjustmentType": "Day",
  "dateAdjective": "Every",
  "dateAdjustment": "None",
  "dateNoun": {
    "value": "Day"
  },
  "dateQualifier": {
    "value": "Year"
  },
  "dayInterval": 2,
  "dayStyle": "Simple",
  "description": null,
  "disabledBy": "",
  "disabledTime": "",
  "enabled": true,
  "enabledBy": "ops.admin",
  "enabledEnd": "00:00",
  "enabledStart": "00:00",
  "enabledTime": "2021-03-03 12:46:11
-0500", "eventMatchType": "Single", "fri
": false, "intervalStartingDate": "2017-
12-15", "mon": false, "name": "test
special day",
  "nextScheduledTime": "2021-03-04 00:00:
00 -0500", "nthAmount": 5, "restrictedTi
mes": false, "restriction": false, "rest
riictionAdjective": "Every", "restriction
Complex": false, "restrictionMode":
"Or", "restrictionNoun": { "value":
"Day" }, "restrictionNthAmount": null, "
restrictionQualifier": { "value":
"Year" }, "restrictionSimple": false, "s
at": false, "simpleDateType": "Daily", "
situation": "Holiday", "startTimeEnable
": false, "startingAt": "*:00", "sun":
false, "sysId":
"b9c462f58a624a41a9a5ed824339cc00", "thu
": false, "time": "00:00", "timeInterval
": null, "timeIntervalUnits": "Hours", "
timeStyle": "Absolute", "tue": false, "v
ariablePrefix": null, "wed": false } ],

```

Composite Trigger: File Monitor Component

Composite Trigger: File Monitor Component

```
<fileMonitorComponent><action>Do Not
Trigger</action><description /><disabl
edBy></disabledBy>
<disabledTime></disabledTime>
<enabled>true</enabled>
<enabledBy>ops.admin</enabledBy>
<enabledEnd>00:00</enabledEnd>
<enabledStart>05:00</enabledStart>
<enabledTime>2021-03-03 12:46:11 -0500<
/enabledTime><name>test file monitor
component</name>
<nextScheduleTime>2021-03-04 00:00:00
-0500</nextScheduleTime><restrictedTim
es>false</restrictedTimes><restriction
>false</restriction><restrictionAdjecti
ve>Every</restrictionAdjective><restr
ictionComplex>false</restrictionComplex
><restrictionMode>Or</restrictionMode><
restrictionNoun>Day</restrictionNoun><
restrictionNthAmount /><restrictionQua
lifier>Year</restrictionQualifier><res
trictionSimple>false</restrictionSimple
><situation>Holiday</situation><sysId>
5d2ac48e2dd64b5894bef1809a0e4d33</sysId
><variablePrefix /><fileMonitor>file
monitor 1</fileMonitor><
/fileMonitorComponent>
```

Composite Trigger: Task Monitor Component

```
"fileMonitorComponents": [ {
  "action": "Do Not Trigger",
  "description": null,
  "disabledBy": "",
  "disabledTime": "",
  "enabled": true,
  "enabledBy": "ops.admin",
  "enabledEnd": "00:00",
  "enabledStart": "00:00",
  "enabledTime": "2021-03-03 12:46:11
-0500", "fileMonitor": "file monitor
1", "name": "test file monitor
component",
  "nextScheduledTime": "2021-03-04 00:00:
00 -0500", "restrictedTimes": false, "re
striction": false, "restrictionAdjective
": "Every", "restrictionComplex":
false, "restrictionMode": "Or", "restric
tionNoun": { "value": "Day" }, "restrict
ionNthAmount": null, "restrictionQualifi
er": { "value": "Year" }, "restrictionSi
mple": false, "situation": "Holiday", "s
ysId":
"4908349365b34c49998ff2a051163fa5", "var
iablePrefix": null } ],
```

Composite Trigger: Task Monitor Component

```
"taskMonitorComponents": [ {
  "action": "Do Not Trigger",
  "description": null,
  "disabledBy": "",
  "disabledTime": "",
  "enabled": true,
  "enabledBy": "ops.admin",
  "enabledEnd": "00:00",
  "enabledStart": "00:00",
  "enabledTime": "2021-03-03 12:46:11
-0500", "name": "test task monitor
component",
  "nextScheduledTime": "2021-03-04 00:00:
00 -0500", "restrictedTimes": false, "re
striction": false, "restrictionAdjective
": "Every", "restrictionComplex":
false, "restrictionMode": "Or", "restric
tionNoun": { "value": "Day" }, "restrict
ionNthAmount": null, "restrictionQualifi
er": { "value": "Year" }, "restrictionSi
mple": false, "situation": "Holiday", "s
ysId":
"4a557c7d82974960alc9a45457b12eb8", "tas
kMonitor": "test task monitor", "variabl
ePrefix": null } ],
```

Composite Trigger: Variable Monitor Component

```
<taskMonitorComponent><action>Do Not
Trigger</action><description /><disabl
edBy></disabledBy>
<disabledTime></disabledTime>
<enabled>true</enabled>
<enabledBy>ops.admin</enabledBy>
<enabledEnd>00:00</enabledEnd>
<enabledStart>05:00</enabledStart>
<enabledTime>2021-03-03 12:46:11 -0500<
/enabledTime><name>test task monitor
component</name>
<nextScheduleTime>2021-03-04 00:00:00
-0500</nextScheduleTime><restrictionCo
mplex>false</restrictionComplex><restr
ictionMode>Or</restrictionMode><restric
tionAdjective>Every</restrictionAdjec
tive><restrictionNoun>Day</restriction
Noun><restrictionNthAmount /><restrict
ionQualifier>Year</restrictionQualifier
><restrictedTimes>false</restrictedTim
es><restriction>false</restriction><re
strictionComplex>false</restrictionCom
plex><restrictionMode>Or</restrictionM
ode><restrictionSimple>false</restrict
ionSimple><situation>Holiday</situation
><sysId>2445dbd9e58546b69e5d5032f12646
a4</sysId><variablePrefix /><taskMonit
or>test task monitor</taskMonitor><<
/taskMonitorComponent>
```

Composite Trigger: Variable Monitor Component

```
"variableMonitorComponents": [ {
  "action": "Do Not Trigger",
  "description": null,
  "disabledBy": "",
  "disabledTime": "",
  "enabled": true,
  "enabledBy": "ops.admin",
  "enabledEnd": "00:00",
  "enabledStart": "00:00",
  "enabledTime": "2021-03-03 12:46:11
-0500", "name": "test variable monitor
component",
  "nextScheduledTime": "2021-03-04 00:00:
00 -0500", "restrictedTimes": false, "re
striction": false, "restrictionAdjective
": "Every", "restrictionComplex":
false, "restrictionMode": "Or", "restric
tionNoun": { "value": "Day" }, "restrict
ionNthAmount": null, "restrictionQualifi
er": { "value": "Year" }, "restrictionSi
mple": false, "situation": "Holiday", "s
ysId":
"4ccf4458aa834b11a3f24dfe994c1c44", "var
iableMonitor": "mon-1", "variablePrefix"
: null } ]
```

Composite Trigger: Email Monitor Component

```
"emailMonitorComponents": [ {
  "action": "Do Not Trigger",
  "description": null,
  "emailMonitor": "test-EM",
  "disabledBy": "",
  "disabledTime": "",
  "enabled": true,
  "enabledBy": "ops.admin",
  "enabledEnd": "00:00",
  "enabledStart": "00:00",
  "enabledTime": "2021-03-03 12:46:11
-0500", "name": "test email monitor
component",
  "nextScheduledTime": "2021-03-04 00:00:
00 -0500", "restrictedTimes": false, "re
striction": false, "restrictionAdjective
": "Every", "restrictionComplex":
false, "restrictionMode": "Or", "restric
tionNoun": { "value": "Day" }, "restrict
ionNthAmount": null, "restrictionQualifi
er": { "value": "Year" }, "restrictionSi
mple": false, "situation": "Holiday", "s
ysId":
"2c6f4ece771b44ec858e3c2df917e9ba", "var
iablePrefix": null
} ]
```

```
<variableMonitorComponent><action>Do
Not Trigger</action><description /><di
sabledBy></disabledBy>
<disabledTime></disabledTime>
<enabled>true</enabled>
<enabledBy>ops.admin</enabledBy>
<enabledEnd>00:00</enabledEnd>
<enabledStart>05:00</enabledStart>
<enabledTime>2021-03-03 12:46:11 -0500<
/enabledTime><name>test variable
monitor component</name>
<nextScheduleTime>2021-03-04 00:00:00
-0500</nextScheduleTime><restrictedTim
es>false</restrictedTimes><restriction
>false</restriction><restrictionAdject
ive>Every</restrictionAdjective><restr
ictionComplex>false</restrictionComplex
><restrictionMode>Or</restrictionMode><
restrictionNoun>Day</restrictionNoun><
restrictionNthAmount /><restrictionQua
lifier>Year</restrictionQualifier><res
trictionSimple>false</restrictionSimple
><situation>Holiday</situation><sysId>
2445dbd9e58546b69e5d5032f12646a4</sysId
><variablePrefix /><variableMonitor>mo
n-1</variableMonitor><
/variableMonitorComponent>
```

Composite Trigger: Email Monitor Component



```

<emailMonitorComponent><action>Do Not
Trigger</action><description /><disabl
edBy></disabledBy>
<disabledTime></disabledTime>
<enabled>true</enabled>
<enabledBy>ops.admin</enabledBy>
<enabledEnd>00:00</enabledEnd>
<enabledStart>05:00</enabledStart>
<enabledTime>2021-03-03 12:46:11 -0500<
/enabledTime><name>test email monitor
component</name>
<nextScheduleTime>2021-03-04 00:00:00
-0500</nextScheduleTime><restrictedTim
es>false</restrictedTimes><restriction
>false</restriction><restrictionAdject
ive>Every</restrictionAdjective><restr
ictionComplex>false</restrictionComplex
><restrictionMode>Or</restrictionMode><
restrictionNoun>Day</restrictionNoun><
restrictionNthAmount /><restrictionQua
lifier>Year</restrictionQualifier><res
trictionSimple>false</restrictionSimple
><situation>Holiday</situation><sysId>
2445dbd9e58546b69e5d5032f12646a4</sysId
><variablePrefix /><emailMonitor>test-
EM</emailMonitor><
/emailMonitorComponent>
    
```



Properties


Trigger Properties - All Triggers



Property	UI Field Name	Description	Specifications	Required

action	Action	For all trigger types except Manual and Temporary; Action to take on a non-business day or holiday (see <i>situation</i>).	<p>Valid values:</p> <ul style="list-style-type: none"> As String = Do Not Trigger, As Value = 1 As String = Next Day, As Value = 2 As String = Next Business Day, As Value = 3 As String = Previous Day, As Value = 4 As String = Previous Business Day, As Value = 5 <p>Default is Do Not Trigger (1).</p> <p>Note </p> <p>The following values are valid only for Cron and Time triggers:</p> <ul style="list-style-type: none"> Next Day (2) Next Business Day (3) Previous Day (4) Previous Business Day (5) 	Y (if <i>restriction</i> is true.)
calendar	Calendar	Calendar that defines the business days, holidays, and other special days that determine the run dates for the task(s) specified in the trigger. The Calendar will be used to verify any Custom Day references in <i>restrictionNoun</i> and <i>dateNoun</i> .	Default is System Default.	Y
description	Description	Description of this trigger.		N
disabledBy	Disabled By	System-supplied. If Status = Enabled, ID of the user who most recently disabled this trigger.	Read-only.	N
disabledTime	Disabled Time	System-supplied. If Status = Enabled, Date and time that the trigger was disabled.	Read-only.	N
enabled	Status	System-defined; Specification for whether or nor the trigger is enabled. Only enabled triggers are processed by the Controller.	Read-only.	N
enabledBy	Enabled By	System-supplied. If Status = Enabled, ID of the user who most recently enabled this trigger.	Read-only.	N
enabledTime	Enabled Time	System-supplied. If Status = Enabled, Date and time that the trigger was enabled.	Read-only.	N
excludeRelated	n/a	For Modify Trigger web services; specification for whether or not to exclude related records from the update, even if they are provided in the request. Note  In XML web services, <i>excludeRelated</i> is specified as an attribute in the <trigger> element.	Valid values: true/false (default is false).	N
forecast	Forecast	For Cron, Temporary, and Time triggers only; Date and time when this trigger will be satisfied for the next number days, as specified in the Forecast Period In Days Universal Controller system property. The Controller writes the forecasting entries to the Forecasts List .	Boolean; Valid values: true/false. Default is false.	N
name	Name	Name used within the Controller to identify this trigger.	Maximum 255 alphanumerics.	Y
nextScheduledTime	Next Scheduled Time	System-supplied; for time-based triggers. If Status = Enabled, the next date and time this trigger will be satisfied. See Displaying Trigger Forecast Information .	Read-only.	N

opwiseGroups	Member of Business Services	<p>List of Business Service(s) that this trigger belongs to.</p> <p>XML</p> <pre><opwiseGroups><opwiseGroup>test</opwiseGroup></opwiseGroups></pre> <p>JSON</p> <pre>"opwiseGroups": ["test"]</pre>		N
rdExcludeBackup	Exclude Backup	Set only if <code>retentionDurationPurge</code> is selected; Specification for whether qualifying task instances can be excluded from the backup when being purged by retention duration.	Boolean; Valid values: true/false. Default is false.	N
restriction	Special Restriction	Indication of whether or not you want to specify additional parameters that tell the Controller how to handle exceptions, such as when the trigger is satisfied on a holiday or non-business day. You can specify simple and/or complex restrictions. For example, you can specify a <code>simpleRestriction</code> that disables the trigger if it is satisfied on a holiday identified in the calendar and/or a <code>restrictionComplex</code> that disables the trigger on the last business day of every month.	Boolean; Valid values: true/false. Default is false.	N
restrictionAdjective	Restriction Adjective	Type of selection for <code>restrictionNoun</code> .	<p>Valid values:</p> <ul style="list-style-type: none"> As String = Every, As Value = 0 As String = 1st, As Value = 1 As String = 2nd, As Value = 2 As String = 3rd, As Value = 3 As String = 4th, As Value = 4 As String = Last, As Value = 5 As String = Nth, As Value = 6 <p>Default is Every (0).</p>	Y (if <code>restrictionComplex</code> is enabled)
restrictionComplex	Complex Restriction	Set only if <code>restriction</code> is true; Set of parameters that determine one or more situations when this trigger should not be satisfied. Used in conjunction with <code>restrictionMode</code> , <code>restrictionAdjective</code> , <code>restrictionNoun</code> , and <code>restrictionQualifier</code> . For example, you can specify that you do not want to satisfy this trigger on the last business day of the year or the first day of each month.	Boolean; Valid values: true/false. Default is false.	Y (if <code>restrictionSimple</code> is false.)
restrictionMode	Restriction Mode	Set only if <code>restrictionSimple</code> is true; Specification for whether you want to use <code>restrictionSimple</code> - and/or <code>restrictionComplex</code> -related values.	<p>Valid values:</p> <ul style="list-style-type: none"> As String = And, As Value = 1 As String = Or, As Value = 2 <p>Default is Or (2).</p>	Y (if <code>restrictionSimple</code> and <code>restrictionComplex</code> are true.)

restrictionNoun	Restriction Noun	<p>Day to restrict the trigger to.</p> <p>To specify a Custom Day, use the name of the Custom Day. For example:</p> <p>XML <code><restrictionNoun>CustomDay1</restrictionNoun></code></p> <p>JSON <pre>"restrictionNoun": { "value": "CustomDay1" }</pre></p> <p>To specify a Local Custom Day, use the local attribute. For example:</p> <p>XML <code><restrictionNoun local="true">CustomDay2</restrictionNoun></code></p> <p>JSON <pre>"restrictionNoun": { "local": "true", "value": "CustomDay2" }</pre></p> <p>Note  The Calendar for the trigger is used to verify Custom Day references.</p>	<p>Valid values:</p> <ul style="list-style-type: none"> As String = Sunday, As Value = 1 As String = Monday, As Value = 2 As String = Tuesday, As Value = 3 As String = Wednesday, As Value = 4 As String = Thursday, As Value = 5 As String = Friday, As Value = 6 As String = Saturday, As Value = 7 As String = Day, As Value = 8 As String = Business Day, As Value = 9 	<p>Y (if restrictionComplex is true.)</p>
restrictionNthAmount	Restriction Nth Amount	<p>Set only if <code>restrictionAdjective</code> is Nth (6); value of N.</p>	<p>Integer</p>	<p>Y (if restrictionAdjective is Nth.)</p>
restrictionQualifier	Restriction Qualifier	<p>Period to restrict the trigger to.</p> <p>To specify a Custom Day Period, use the name of the Custom Day Period. For example:</p> <p>XML <code><restrictionQualifier>CustomDayPeriod1</restrictionQualifier></code></p> <p>JSON <pre>"restrictionQualifier": { "value": "CustomDayPeriod1" }</pre></p> <p>To specify a Local Custom Day Period, use the local attribute. For example:</p> <p>XML <code><restrictionQualifier local="true">CustomDayPeriod2</restrictionQualifier></code></p> <p>JSON <pre>"restrictionQualifier": { "local": "true", "value": "CustomDayPeriod2" }</pre></p> <p>Note  The Calendar for the trigger is used to verify Custom Day references.</p>	<p>Valid values:</p> <ul style="list-style-type: none"> As String = Jan, As Value = 0 As String = Feb, As Value = 1 As String = Mar, As Value = 2 As String = Apr, As Value = 3 As String = May, As Value = 4 As String = Jun, As Value = 5 As String = Jul, As Value = 6 As String = Aug, As Value = 7 As String = Sep, As Value = 8 As String = Oct, As Value = 9 As String = Nov, As Value = 10 As String = Dec, As Value = 11 As String = Month, As Value = 12 As String = Year, As Value = 13 	<p>Y (if restrictionComplex is true.)</p>
restrictionSimple	Simple Restriction	<p>Set only if <code>restriction</code> is true; Specification to set a simple restriction based on a specific situation.</p>	<p>Boolean; Valid values: true/false. Default is false.</p>	<p>Y (if restrictionComplex is false.)</p>

retainSysIds	n/a	Specification for whether or not the web service will persist the <code>sysId</code> property. <ul style="list-style-type: none"> • If <code>retainSysIds="true"</code> and <code>sysId</code> is included in the request/response, <code>sysId</code> will be persisted to the database. • If <code>retainSysIds="false"</code> and <code>sysId</code> is included in the request/response, <code>sysId</code> will be ignored; it will be autogenerated by the Controller. Note  In XML web services, <code>retainSysIds</code> is specified as an attribute in the <code><trigger></code> element.	Valid values: true/false (default is true).	N
retentionDuration	Retention Duration	Set only if <code>retentionDurationPurge</code> is selected; Minimum retention duration for the selected <code>retentionDurationUnit</code> before triggered task instances can qualify for purge.	Integer	N
retentionDurationPurge	Purge By Retention Duration	Specification for whether triggered task instances can be purged by retention duration.	Boolean; Valid values: true/false. Default is false.	N
retentionDurationUnit	Retention Duration Unit	Set only if <code>retentionDurationPurge</code> is selected; Retention duration unit.	Valid values: <ul style="list-style-type: none"> • As String = Hours, As Value = 3 • As String = Days, As Value = 4 Default is Days (4).	N
simulationOption	Simulate	For Cron, Temporary, and Time triggers only; Enables the override of the Enable Trigger Simulation Universal Controller system property specification for whether or not to simulate the launching of tasks when triggers are eligible to fire. (If <code>simulationOption</code> is enabled, only the scheduled launch of the task by the trigger is inhibited.)	Valid values: <ul style="list-style-type: none"> • --System Default --, As Value = 0 • As String = True, As Value = 1 • As String = False, As Value = 2 Default is --System Default – (0).	N
situation	Situation	Type of day that causes the Controller to initiate the specified action.	Valid values: <ul style="list-style-type: none"> • As String = Holiday, As Value = 1 • As String = Non Business Day, As Value = 2 Default is Holiday (1).	Y (if <code>restrictionSimple</code> is true)
skipActive	Skip Trigger if Active	Deprecated. Indication for whether or not the Controller should skip the next run of the specified task(s) if the previous run has not gone to a Complete status (that is, it is still active).	Boolean; Valid values: true/false. Default is false.	N
skipAfterDate	Skip After Date	Date after which the trigger will be skipped.		N
skipAfterTime	Skip After Time	Time after which the trigger will be skipped.		N
skipBeforeDate	Skip Before Date	Date before which the trigger will be skipped.		N
skipBeforeTime	Skip Before Time	Time before which the trigger will be skipped.		N


skipCondition	Task Launch Skip Condition	<p>Controls when launching a task for the trigger will be skipped.</p> <p>Note  When reading a Trigger, both skipActive and skipCondition are returned. When creating/updating a Trigger, skipCondition is used if present. If skipCondition is not present, skipActive is used. If both skipActive and skipCondition are present, skipActive can be set to true only if skipCondition is Active (1).</p>	<p>Valid values:</p> <ul style="list-style-type: none"> As String = None, As Value = 0 As String = Active, As Value = 1 As String = Active By Trigger, As Value = 2 <p>Default is None (0).</p>	N
skipCount	Skip Count	Specification that the Controller should skip the next N times that this task is triggered.	Integer; Default is 0.	N
skipDateList	Skip Date List	Date(s) on which the trigger will be skipped.		
skipRestriction	Skip Restriction	Specification for when the trigger should skip and not launch the task(s).	<p>Valid values:</p> <ul style="list-style-type: none"> As String = None, As Value = 0 As String = Before, As Value = 1 As String = After, As Value = 2 As String = Span, As Value = 3 As String = On, As Value = 4 <p>Default is None (0).</p>	
sysId	n/a	System ID field in the database for this trigger.	Persisted only if retain SysIds is set to true.	N
tasks	Tasks	<p>Name of the task(s) being triggered when this trigger is satisfied.</p> <p>XML</p> <pre><tasks><task>uc - Demo</task></tasks></pre> <p>JSON</p> <pre>"tasks": ["uc - Demo"]</pre>		Y
timeZone	Time Zone	Name of the time zone that will be applied to the time(s) specified in the trigger.		Y
version	n/a	<p>For Read and List web services; specification of the version being read or listed.</p> <p>Note  In XML web services, version is specified as an attribute in the <trigger> element.</p>		Y


Trigger Properties - Composite Trigger


Property	UI Field Name	Description	Specifications	Required
enabledEnd	Enabled End	End time of the period during which the trigger should be active.	Use 24-hour time; format is hh:mm	Y (if restrictedTimes is true)
enabledStart	Enabled Start	Start time of the period during which the trigger should be active.	Use 24-hour time; format is hh:mm	Y (if restrictedTimes is true)
queueDepth	Queue Depth	Number of events that are maintained in the queue for each component at any time. To maintain queueDepth, the Controller discards the oldest events.	Integer; Valid values: 1-100. Default is 100.	N
restrictedTimes	Restrict Times	Indication that the trigger is active only during the period specified by enabledStart and enabledEnd.	Boolean; Valid values: true/false.	N
timeLimit	Time Limit	Amount of time (in timeLimitUnits) that component events will remain in their queue before being removed.	Integer	N
timeLimitUnits	Time Limit Unit	Unit of time specified in the timeLimit.	Valid Values: <ul style="list-style-type: none"> • As String = Seconds, As Value = 1 • As String = Minutes, As Value = 2 • As String = Hours, As Value = 3 • As String = Days, As Value = 4 Default is Minutes (2).	N

Trigger Properties - All Composite Trigger Components

Property	UI Field Name	Description	Specifications	Required
----------	---------------	-------------	----------------	----------


action	Action	For all trigger types except Manual and Temporary; Action to take on a non-business day or holiday (see situation).	<p>Valid values:</p> <ul style="list-style-type: none"> As String = Do Not Trigger, As Value = 1 As String = Next Day, As Value = 2 As String = Next Business Day, As Value = 3 As String = Previous Day, As Value = 4 As String = Previous Business Day, As Value = 5 <p>Default is Do Not Trigger (1).</p> <p>Note </p> <p>The following values are valid only for Cron and Time triggers:</p> <ul style="list-style-type: none"> Next Day (2) Next Business Day (3) Previous Day (4) Previous Business Day (5) 	Y (if restriction is true)
description	Description	Description of this component.		N
enabledEnd	Enabled End	End time of the period during which the component should be active.	Use 24-hour time; format is hh:mm	Y (if restrictedTimes is true)
enabledStart	Enabled Start	Start time of the period during which the component should be active.	Use 24-hour time; format is hh:mm	Y (if restrictedTimes is true)
name	Name	Name used within the Controller to identify this component.	Maximum 255 alphanumerics.	Y
restrictedTimes	Restrict Times	Indication that the trigger is active only during the period specified by enabledStart and enabledEnd.	Boolean; Valid values: true/false.	N
restriction	Special Restriction	Indication of whether or not you want to specify additional parameters that tell the Controller how to handle exceptions, such as when the trigger is satisfied on a holiday or non-business day. You can specify simple and/or complex restrictions. For example, you can specify a simpleRestriction that disables the trigger if it is satisfied on a holiday identified in the calendar and/or a restrictionComplex that disables the trigger on the last business day of every month.	Boolean; Valid values: true/false. Default is false.	N



restrictionAdjective	Restriction Adjective	Type of selection for restrictionNoun.	<p>Valid values:</p> <ul style="list-style-type: none"> As String = Every, As Value = 0 As String = 1st, As Value = 1 As String = 2nd, As Value = 2 As String = 3rd, As Value = 3 As String = 4th, As Value = 4 As String = Last, As Value = 5 As String = Nth, As Value = 6 <p>Default is Every (0).</p>	Y (if restrictionComplex is enabled)
restrictionComplex	Complex Restriction	Set only if restriction is true; Set of parameters that determine one or more situations when this trigger should not be satisfied. Used in conjunction with restrictionMode, restrictionAdjective, restrictionNoun, and restrictionQualifier. For example, you can specify that you do not want to satisfy this trigger on the last business day of the year or the first day of each month.	Boolean; Valid values: true/false. Default is false.	Y (if restrictionSimple is false.)
restrictionMode	Restriction Mode	Set only if restrictionSimple is true; Specification for whether you want to use restrictionSimple- and/or restrictionComplex-related values.	<p>Valid values:</p> <ul style="list-style-type: none"> As String = And, As Value = 1 As String = Or, As Value = 2 <p>Default is Or (2).</p>	Y if restrictionSimple and restrictionComplex are true.
restrictionNoun	Restriction Noun	<p>Day to restrict the trigger to.</p> <p>To specify a Custom Day, use the name of the Custom Day. For example:</p> <p>XML <code><restrictionNoun>CustomDay1</restrictionNoun></code></p> <p>JSON <pre>"restrictionNoun": { "value": "CustomDay1" }</pre></p> <p>To specify a Local Custom Day, use the local attribute. For example:</p> <p>XML <code><restrictionNoun local="true">CustomDay2</restrictionNoun></code></p> <p>JSON <pre>"restrictionNoun": { "local": "true", "value": "CustomDay2" }</pre></p> <p>Note  The Calendar for the Composite trigger is used to verify Custom Day references.</p>	<p>Valid values:</p> <ul style="list-style-type: none"> As String = Sunday, As Value = 1 As String = Monday, As Value = 2 As String = Tuesday, As Value = 3 As String = Wednesday, As Value = 4 As String = Thursday, As Value = 5 As String = Friday, As Value = 6 As String = Saturday, As Value = 7 As String = Day, As Value = 8 As String = Business Day, As Value = 9 	Y (if restrictionComplex is true)
restrictionNthAmount	Restriction Nth Amount	Set only if restrictionAdjective is Nth (6); value of N.	Integer	Y (if restrictionAdjective is Nth)

restrictionQualifier	Restriction Qualifier	<p>Period to restrict the trigger to.</p> <p>To specify a Custom Day Period, use the name of the Custom Day Period. For example:</p> <p>XML <code><restrictionQualifier>CustomDayPeriod1</restrictionQualifier></code></p> <p>JSON <pre>"restrictionQualifier": { "value": "CustomDayPeriod1" }</pre></p> <p>To specify a Local Custom Day Period, use the local attribute. For example:</p> <p>XML <code><restrictionQualifier local="true">CustomDayPeriod2</restrictionQualifier></code></p> <p>JSON <pre>"restrictionQualifier": { "local": "true", "value": "CustomDayPeriod2" }</pre></p> <p>Note  The Calendar for the Composite trigger is used to verify Custom Day references.</p>	<p>Valid values:</p> <ul style="list-style-type: none"> As String = Jan, As Value = 0 As String = Feb, As Value = 1 As String = Mar, As Value = 2 As String = Apr, As Value = 3 As String = May, As Value = 4 As String = Jun, As Value = 5 As String = Jul, As Value = 6 As String = Aug, As Value = 7 As String = Sep, As Value = 8 As String = Oct, As Value = 9 As String = Nov, As Value = 10 As String = Dec, As Value = 11 As String = Month, As Value = 12 As String = Year, As Value = 13 As String = Week, As Value = 14 	Y (if restrictionComplex is true)
restrictionSimple	Simple Restriction	Set only if <code>restriction</code> is true; Specification to set a simple restriction based on a specific situation.	Boolean; Valid values: true/false. Default is false.	Y (if restrictionComplex is false)
situation	Situation	Type of day that causes the Controller to initiate the specified action.	<p>Valid values:</p> <ul style="list-style-type: none"> As String = Holiday, As Value = 1 As String = Non Business Day, As Value = 2 <p>Default is Holiday (1).</p>	Y (if restrictionSimple is true)
variablePrefix	Built-in Variable Prefix	Prefix that enables built-in variables to be propagated up to the Composite trigger.		N

Trigger Properties - Composite Trigger Time Component

Property	UI Field Name	Description	Specifications	Required
adjustInterval	Adjust Interval To Enable Start	Set only if <code>restrictedTimes</code> is true; Specification for whether to always begin at the <code>enabledStart</code> (true) or based upon the actual interval (false).	Boolean; Valid values: true/false. Default is true.	N

adjustmentAmount	Adjustment Amount	Set only if <code>dayStyle</code> is Complex; Number of Days or Business Days to adjust your date setting.	Integer.	Y (if <code>dateAdjustment</code> is less (1) or plus (2))
adjustmentType	Adjustment Type	Set only if <code>dayStyle</code> is Complex; Type of day by which to adjust your date setting.	Valid values: <ul style="list-style-type: none">As String = Day, As Value = 1As String = Business Day, As Value = 2 Default is Day (1).	Y (if <code>dateAdjustment</code> is less (1) or plus (2))
dateAdjective	Date Adjective	Which in a series of days to select. Used in conjunction with <code>dateNoun</code> and <code>dateQualifier</code> . For example, to specify "the 15th business day of the month," select <code>dateAdjective = Nth</code> , <code>dateNoun = Business Day</code> , <code>dateQualifier = Month</code> , and <code>nthAmount = 15</code> .	Valid values: <ul style="list-style-type: none">As String = Every, As Value = 0As String = 1st, As Value = 1As String = 2nd, As Value = 2As String = 3rd, As Value = 3As String = 4th, As Value = 4As String = Last, As Value = 5As String = Nth, As Value = 6 Default is Every (0).	Y (if <code>dayStyle</code> is Complex)
dateAdjustment	Date Adjustment	Set only if <code>dayStyle</code> is Complex; Specification for adjusting your date setting by a less or plus number of Days or Business Days. For example, to specify the 2nd to last day of the month (last day of the month less one day), select <code>dateAdjective = Last</code> , <code>dateNoun = Day</code> , <code>dateQualifier = Month</code> , <code>dateAdjustment = Less</code> , <code>adjustmentAmount = 1</code> , and <code>adjustmentType = Day</code> .	Valid values: <ul style="list-style-type: none">As String = None, As Value = 0As String = Less, As Value = 1As String = Plus, As Value = 2 Default is None (0).	N
dateNoun	Date Noun	Type of day you want to select. Used in conjunction with <code>dateAdjective</code> and <code>dateQualifier</code> . For example, to specify "the 15th business day of the month," select <code>dateAdjective = Nth</code> , <code>dateNoun = Business Day</code> , <code>dateQualifier = Month</code> , and <code>nthAmount = 15</code> . To specify a Custom Day , use the name of the Custom Day. For example: XML <code><dateNoun>CustomDay1</dateNoun></code> JSON <code>"dateNoun": { "value": "CustomDay1" }</code> To specify a Local Custom Day , use the <code>local</code> attribute. For example: XML <code><dateNoun local="true">CustomDay2</dateNoun></code> JSON <code>"dateNoun": { "local": "true", "value": "CustomDay2" }</code> Note  The Calendar for the Composite trigger is used to verify Custom Day references.	Valid values: <ul style="list-style-type: none">As String = Sunday, As Value = 1As String = Monday, As Value = 2As String = Tuesday, As Value = 3As String = Wednesday, As Value = 4As String = Thursday, As Value = 5As String = Friday, As Value = 6As String = Saturday, As Value = 7As String = Day, As Value = 8As String = Business Day, As Value = 9	Y (if <code>dayStyle</code> is Complex)

dateQualifier	Date Qualifier	<p>Period for your date selection. Used in conjunction with dateNoun and dateAdjective. For example, to specify "the 15th business day of the month," select dateAdjective = Nth, dateNoun = Business Day, dateQualifier = Month, and nthAmount = 15.</p> <p>To specify a Custom Day Period, use the name of the Custom Day Period. For example:</p> <p>XML <code><dateQualifier>CustomDayPeriod1</dateQualifier></code></p> <p>JSON <pre>"dateQualifier": { "value": "CustomDayPeriod1" }</pre></p> <p>To specify a Local Custom Day Period, use the local attribute. For example:</p> <p>XML <code><dateQualifier local="true">CustomDayPeriod2</dateQualifier></code></p> <p>JSON <pre>"dateQualifier": { "local": "true", "value": "CustomDayPeriod2" }</pre></p> <p>Note  The Calendar for the Composite trigger is used to verify Custom Day references.</p>	<p>Valid values:</p> <ul style="list-style-type: none"> As String = Jan, As Value = 0 As String = Feb, As Value = 1 As String = Mar, As Value = 2 As String = Apr, As Value = 3 As String = May, As Value = 4 As String = Jun, As Value = 5 As String = Jul, As Value = 6 As String = Aug, As Value = 7 As String = Sep, As Value = 8 As String = Oct, As Value = 9 As String = Nov, As Value = 10 As String = Dec, As Value = 11 As String = Month, As Value = 12 As String = Year, As Value = 13 As String = Week, As Value = 14 	Y (if dayStyle is Complex)
dayInterval	Day Interval	Interval (number of days) at which this trigger will run.	Integer.	Y (if dayStyle is Every)
dayStyle	Day Style	Indication of when this trigger will be run.	<p>Valid values:</p> <ul style="list-style-type: none"> As String = Simple, As Value = 1 As String = Complex, As Value = 2 As String = Every, As Value = 3 <p>Default is Simple (1).</p>	Y
eventMatchType	Event Match Type	Controls whether events from the Time component will be used for a single match or multiple matches at the Composite trigger level.	<p>Valid values:</p> <ul style="list-style-type: none"> As String = Single, As Value = 1 As String = Multiple, As Value = 2 <p>Default is Single (1).</p> <p>Note  You can select Multiple only if timeLimit is specified in the Composite Trigger Details.</p>	N
fri	Friday	Set only if simpleDateType is Specific Days; Indicates that the this trigger will be run on Friday.	Boolean; Valid values: true/false. Default is false.	N
intervalStartingDate	Interval Start	First day of the interval on which this trigger will run.	Format: yyyy-mm-dd	Y (if dayStyle is Every)
mon	Monday	Set only if simpleDateType is Specific Days; Indicates that the this trigger will be run on Monday.	Boolean; Valid values: true/false. Default is false.	N

nthAmount	Nth Amount	Value of N.	Integer	Y (if dateAdjective is Nth)
sat	Saturday	Set only if simpleDateType is Specific Days; Indicates that the this trigger will be run on Saturday.	Boolean; Valid values: true/false. Default is false.	N
simpleDateType	n/a	Indication of when this trigger will be run.	Valid values: <ul style="list-style-type: none"> • As String = Daily, As Value = 1 • As String = Business Days, As Value = 2 • As String = Specific Days, As Value = 3 Default is Daily (1).	Y (if dayStyle is Simple)
startingAt	Initial Time Offset	Set only if timeStyle is Interval; Starting time, in minutes offset from the hour.	Format is hh:mm	Y (if startTimeEnable is true)
startTimeEnable	Enable Offset	Set only if timeStyle is Interval; Indication of whether you want to specify (in startingAt) a starting time, in minutes offset from the hour, for the trigger to run.	Boolean; Valid values: true/false. Default is false.	N
sun	Sunday	Set only if simpleDateType is Specific Days; Indicates that the this trigger will be run on Sunday.	Boolean; Valid values: true/false. Default is false.	N
thu	Thursday	Set only if simpleDateType is Specific Days; Indicates that the this trigger will be run on Thursday.	Boolean; Valid values: true/false. Default is false.	N
time	Time	Time when the trigger will be run.	Format is hh:mm, using 24-hour time.	Y (if timeStyle is Absolute)
timeInterval	Time Interval	Number of timeIntervalUnits.	Integer	Y (if timeStyle is Interval)
timeIntervalUnits	Time Interval Units	Type of time interval.	Valid values: <ul style="list-style-type: none"> • As String = Seconds, As Value = 1 • As String = Minutes, As Value = 2 • As String = Hours, As Value = 3 Default is Hours (3).	Y (if timeStyle is Interval)
timeStyle	Time Style	Indicates whether this trigger is for a specific time or a series of times.	Valid values: <ul style="list-style-type: none"> • As String = Absolute, As Value = 1 • As String = Interval, As Value = 2 Default is Absolute (1).	N
tue	Tuesday	Set only if simpleDateType is Specific Days; Indicates that the this trigger will be run on Tuesday.	Boolean; Valid values: true/false. Default is false.	N
wed	Wednesday	Set only if simpleDateType is Specific Days; Indicates that the this trigger will be run on Wednesday.	Boolean; Valid values: true/false. Default is false.	N

Trigger Properties - Composite Trigger File Monitor Component

Property	UI Field Name	Description	Specifications	Required
fileMonitor	File Monitor	Name of the File Monitor task to be triggered.		Y

Trigger Properties - Composite Trigger Task Monitor Component

Property	UI Field Name	Description	Specifications	Required
taskMonitor	Name	Name of the Task Monitor task to be triggered.		Y

Trigger Properties - Composite Trigger Variable Monitor Component

Property	UI Field Name	Description	Specifications	Required
variableMonitor	Name	Name of the Variable Monitor task to be triggered.		Y

Trigger Properties - Composite Trigger Email Monitor Component

Property	UI Field Name	Description	Specifications	Required
emailMonitor	Name	Name of the Email Monitor task to be triggered.		Y

Trigger-Related Records Properties: Variables

Property	UI Field Name	Description	Specifications	Required
description	Description	Description of the variable.		N
name	Name	Name of the variable.		Y
value	Value	Value of the variable.		Y

Cron Trigger Web Services

- [Overview](#)
- [Create a Cron Trigger](#)
- [Modify a Cron Trigger](#)
- [Read a Cron Trigger](#)
 - [Read a Cron Trigger: URI Parameters](#)
- [Cron Trigger: XML and JSON Examples](#)
- [Properties](#)
 - [Trigger Properties: All Triggers](#)
 - [Trigger Properties: Cron Trigger](#)
 - [Trigger-Related Records Properties: Variables](#)
- [List Trigger Qualifying Times](#)
 - [List Trigger Qualifying Times: URI Parameters](#)
 - [List Trigger Qualifying Times: XML and JSON Examples](#)

Overview

Universal Controller supports the following RESTful-based web services for Cron Trigger operations, which are listed alphabetically on this page.

- [Create a Cron Trigger](#)
- [Modify a Cron Trigger](#)
- [Read a Cron Trigger](#)

Formatting specifications for each web service, including details about parameter requirements, are provided.

Note



For information on Trigger web services that are applicable to all trigger types, see:

- [Delete a Trigger](#)
- [Enable/Disable a Trigger](#)
- [List Triggers](#)
- [Trigger a Task](#)

Create a Cron Trigger

	Description
URI	http://host_name/uc/resources/trigger
HTTP Method	POST
Description	Creates a new Cron trigger.
Example URI	http://localhost:8080/uc/resources/trigger
Consumes Content-Type	application/xml, application/json

Produces Content-Type	n/a
Example Request	See Cron Trigger: XML and JSON Examples .
Trigger Properties	<ul style="list-style-type: none"> • See Trigger Properties: All Triggers. • See Trigger Properties: Cron Trigger.
Trigger-Related Record Properties	<ul style="list-style-type: none"> • See Trigger-Related Records Properties: Variables.
Example Response	<ul style="list-style-type: none"> • Status 200 /OK Successfully created the <trigger type> trigger.

Modify a Cron Trigger

	Description
URI	http://host_name/uc/resources/trigger
HTTP Method	PUT
Description	<p>Modifies the trigger specified by the <code>sysId</code> in the request.</p> <p>To modify Cron Trigger properties without modifying related records, use the excludeRelated property.</p>
Example URI	http://localhost:8080/uc/resources/trigger
Consumes Content-Type	application/xml, application/json
Produces Content-Type	n/a
Example Request	See Cron Trigger: XML and JSON Examples .
Trigger Properties	<ul style="list-style-type: none"> • See Trigger Properties: All Triggers. • See Trigger Properties: Cron Trigger.
Trigger-Related Record Properties	<ul style="list-style-type: none"> • See Trigger-Related Records Properties: Variables.
Example Response	<ul style="list-style-type: none"> • Status 200 /OK Successfully updated the <trigger type> trigger to version <version>.

Read a Cron Trigger

	Description
URI	http://host_name/uc/resources/trigger
HTTP Method	GET
Description	Retrieves information for the specified trigger
URI Parameters	See Read a Cron Trigger: URI Parameters .
Example URI	<ul style="list-style-type: none"> http://localhost:8080/uc/resources/trigger?triggername=testTrigger http://localhost:8080/uc/resources/trigger?triggerid=d26265a2c4f345359d9b356f18a462c1
Consumes Content-Type	n/a
Produces Content-Type	application/xml, application/json
Trigger Properties	<ul style="list-style-type: none"> See Trigger Properties: All Triggers. See Trigger Properties: Cron Trigger.
Trigger-Related Record Properties	<ul style="list-style-type: none"> See Trigger-Related Records Properties: Variables.
Example Response	<ul style="list-style-type: none"> Status 200 /OK (See Cron Trigger: XML and JSON Examples.) Status 404 /Not Found A trigger with id "f87848b00a0001037f43e7c81c8ec969" does not exist.

Read a Cron Trigger: URI Parameters

Name	Description	Specifications	Required	Mutually Exclusive With
triggerid	Unique ID for this trigger.		Y (unless triggername is specified)	triggername
triggername	Name used within the Controller to identify this trigger.	Maximum 40 alphanumeric.	Y (unless triggerid is specified)	triggerid

Cron Trigger: XML and JSON Examples


retainSyslds and version properties are specified as attributes in the <trigger type> element in XML.


Examples	XML	JSON
----------	-----	------


<p>Example for Trigger</p>	<pre><triggerCron retainSysIds="true"version="1"><variables /><action>Do Not Trigger</action><calendar>System Default</calendar><dayLogic>And</dayLogic><dayOfMonth>*</dayOfMonth><dayOfWeek>Mon-Fri</dayOfWeek><description /><disabledBy></disabledBy><disabledTime></disabledTime><enabled>true</enabled><enabledBy>ops.admin</enabledBy><enabledTime>2021-03-03 12:46:11 -0500</enabledTime><forecast>>false</forecast><hours>9-17</hours><minutes>0</minutes><month>*</month><name>Test- Every hour from Mon-Fri between 9am and 5pm</name><nextScheduleTime>2021-03-04 00:00:00 -0500</nextScheduleTime><opswiseGroups /><rdExcludeBackup>true</rdExcludeBackup><restrictedTimes>>false</restrictedTimes><restriction>>false</restriction><restrictionAdjective>Every</restrictionAdjective><restrictionComplex>>false</restrictionComplex><restrictionMode>Or</restrictionMode><restrictionNoun>Day</restrictionNoun><restrictionNthAmount /><restrictionQualifier>Year</restrictionQualifier><restrictionSimple>>false</restrictionSimple><retentionDuration>1</retentionDuration><retentionDurationPurge>true</retentionDurationPurge><retentionDurationUnit>Days</retentionDurationUnit><simulationOption>-- System Default --</simulationOption><situation>Holiday</situation><skipAfterDate>2020-05-28</skipAfterDate><skipAfterTime>02:15</skipAfterTime><skipBeforeDate>2020-05-30</skipBeforeDate><skipBeforeTime>17:30</skipBeforeTime><skipCondition>None</skipCondition><skipCount>0</skipCount><skipDateList /><skipRestriction>Span</skipRestriction><sysId>0fc6b7d9c0a801c9017b6c27c259937e</sysId><tasks><task>Sleep 30</task></tasks><timeZone /></triggerCron></pre>	<pre>{ "type": "triggerCron", "action": "Do Not Trigger", "calendar": "System Default", "dayLogic": "And", "dayOfMonth": "*", "dayOfWeek": "Mon-Fri", "description": null, "disabledBy": "", "disabledTime": "", "enabled": true, "enabledBy": "ops.admin", "enabledTime": "2021-03-03 12:46:11 -0500", "forecast": false, "hours": "9-17", "minutes": "0", "month": "*", "name": "Test- Every hour from Mon-Fri between 9am and 5pm", "nextScheduledTime": "2021-03-04 00:00:00 -0500", "opswiseGroups": [], "rdExcludeBackup": true, "restrictedTimes": false, "restriction": false, "restrictionAdjective": "Every", "restrictionComplex": false, "restrictionMode": "Or", "restrictionNoun": { "value": "Day" }, "restrictionNthAmount": null, "restrictionQualifier": { "value": "Year" }, "restrictionSimple": false, "retainSysIds": true, "retentionDuration": 1, "retentionDurationPurge": true, "retentionDurationUnit": "Days", "simulationOption": "-- System Default --", "situation": "Holiday", "skipAfterDate": "2020-05-28", "skipAfterTime": "02:15", "skipBeforeDate": "2020-05-30", "skipBeforeTime": "17:30", "skipCondition": "None", "skipCount": 0, "skipDateList": [], "skipRestriction": "Span", "sysId": "9c659c9c2c72460c9a2057663257b0be", "tasks": ["Sleep 30"], "timeZone": null, "variables": [], "version": 1 }</pre>
<p>Example for Trigger-Related Records</p>	<pre><variables><variable><description /><name>testVar</name><value>value</value></variable></variables></pre>	<pre>"variables": [{ "description": "description", "name": "var1", "value": "value1", }]</pre>



Properties


Trigger Properties: All Triggers

Property	UI Field Name	Description	Specifications	Required
action	Action	For all trigger types except Manual and Temporary; Action to take on a non-business day or holiday (see situation).	<p>Valid values:</p> <ul style="list-style-type: none"> As String = Do Not Trigger, As Value = 1 As String = Next Day, As Value = 2 As String = Next Business Day, As Value = 3 As String = Previous Day, As Value = 4 As String = Previous Business Day, As Value = 5 <p>Default is Do Not Trigger (1).</p> <p>Note  The following values are valid only for Cron and Time triggers:</p> <ul style="list-style-type: none"> Next Day (2) Next Business Day (3) Previous Day (4) Previous Business Day (5) 	Y (if restriction is true)
calendar	Calendar	Calendar that defines the business days, holidays, and other special days that determine the run dates for the task(s) specified in the trigger. The Calendar will be used to verify any Custom Day references in <code>restrictionNoun</code> .	Default is System Default.	Y
description	Description	Description of this trigger.		N
disabledBy	Disabled By	System-supplied. If Status = Enabled, ID of the user who most recently disabled this trigger.	Read-only.	N
disabledTime	Disabled Time	System-supplied. If Status = Enabled, Date and time that the trigger was disabled.	Read-only.	N
enabled	Status	System-defined; Specification for whether or not the trigger is enabled. Only enabled triggers are processed by the Controller.	Read-only.	N
enabledBy	Enabled By	System-supplied. If Status = Enabled, ID of the user who most recently enabled this trigger.	Read-only.	N
enabledTime	Enabled Time	System-supplied. If Status = Enabled, Date and time that the trigger was enabled.	Read-only.	N

excludeRelated	n/a	For Modify Trigger web services; specification for whether or not to exclude related records from the update, even if they are provided in the request. Note  In XML web services, excludeRelated is specified as an attribute in the <trigger> element.	Valid values: true/false (default is false).	N
forecast	Forecast	For Cron, Temporary, and Time triggers only; Date and time when this trigger will be satisfied for the next number days, as specified in the Forecast Period In Days Universal Controller system property. The Controller writes the forecasting entries to the Forecasts List .	Boolean; Valid values: true/false. Default is false.	N
name	Name	Name used within the Controller to identify this trigger.	Maximum 255 alphanumeric.	Y
nextScheduledTime	Next Scheduled Time	System-supplied; for time-based triggers. If Status = Enabled, the next date and time this trigger will be satisfied. See Displaying Trigger Forecast Information .	Read-only.	N
opwiseGroups	Member of Business Services	List of Business Service(s) that this trigger belongs to. XML <pre><opwiseGroups><opwiseGroup>test</opwiseGroup></opwiseGroups></pre> JSON <pre>"opwiseGroups": ["test"]</pre>		N
rdExcludeBackup	Exclude Backup	Set only if <code>retentionDurationPurge</code> is selected; Specification for whether qualifying task instances can be excluded from the backup when being purged by retention duration.	Boolean; Valid values: true/false. Default is false.	N
restriction	Special Restriction	Indication of whether or not you want to specify additional parameters that tell the Controller how to handle exceptions, such as when the trigger is satisfied on a holiday or non-business day. You can specify simple and/or complex restrictions. For example, you can specify a <code>simpleRestriction</code> that disables the trigger if it is satisfied on a holiday identified in the calendar and/or a <code>restrictionComplex</code> that disables the trigger on the last business day of every month.	Boolean; Valid values: true/false. Default is false.	N
restrictionAdjective	Restriction Adjective	Type of selection for <code>restrictionNoun</code> .	Valid values: <ul style="list-style-type: none"> • As String = Every, As Value = 0 • As String = 1st, As Value = 1 • As String = 2nd, As Value = 2 • As String = 3rd, As Value = 3 • As String = 4th, As Value = 4 • As String = Last, As Value = 5 • As String = Nth, As Value = 6 Default is Every (0).	Y (if <code>restrictionComplex</code> is enabled)

restrictionComplex	Complex Restriction	Set only if restriction is true; Set of parameters that determine one or more situations when this trigger should not be satisfied. Used in conjunction with restrictionMode, restrictionAdjective, restrictionNoun, and restrictionQualifier. For example, you can specify that you do not want to satisfy this trigger on the last business day of the year or the first day of each month.	Boolean; Valid values: true/false. Default is false.	Y (if restrictionSimple is false)
restrictionMode	Restriction Mode	Set only if restrictionSimple is true; Specification for whether you want to use restrictionSimple- and/or restrictionComplex-related values.	Valid values: <ul style="list-style-type: none"> As String = And, As Value = 1 As String = Or, As Value = 2 Default is Or (2).	Y (if restrictionSimple and restrictionComplex are true)
restrictionNoun	Restriction Noun	Day to restrict the trigger to. To specify a Custom Day , use the name of the Custom Day. For example: XML <restrictionNoun>CustomDay1</restrictionNoun> JSON <pre>"restrictionNoun": { "value": "CustomDay1" }</pre> To specify a Local Custom Day , use the local attribute. For example: XML <restrictionNoun local="true" >CustomDay2</restrictionNoun> JSON <pre>"restrictionNoun": { "local": "true", "value": "CustomDay2" }</pre> <p>Note  The Calendar for the trigger is used to verify Custom Day references.</p>	Valid values: <ul style="list-style-type: none"> As String = Sunday, As Value = 1 As String = Monday, As Value = 2 As String = Tuesday, As Value = 3 As String = Wednesday, As Value = 4 As String = Thursday, As Value = 5 As String = Friday, As Value = 6 As String = Saturday, As Value = 7 As String = Day, As Value = 8 As String = Business Day, As Value = 9 	Y (if restrictionComplex is true)
restrictionNthAmount	Restriction Nth Amount	Set only if restrictionAdjective is Nth (6); value of N.	Integer	Y (if restrictionAdjective is Nth)

restrictionQualifier	Restriction Qualifier	<p>Period to restrict the trigger to.</p> <p>To specify a Custom Day Period, use the name of the Custom Day Period. For example:</p> <p>XML <code><restrictionQualifier>CustomDayPeriod1</restrictionQualifier></code></p> <p>JSON <pre>"restrictionQualifier": { "value": "CustomDayPeriod1" }</pre></p> <p>To specify a Local Custom Day Period, use the local attribute. For example:</p> <p>XML <code><restrictionQualifier local="true">CustomDayPeriod2</restrictionQualifier></code></p> <p>JSON <pre>"restrictionQualifier": { "local": "true", "value": "CustomDayPeriod2" }</pre></p> <p>Note  The Calendar for the trigger is used to verify Custom Day references.</p>	<p>Valid values:</p> <ul style="list-style-type: none"> As String = Jan, As Value = 0 As String = Feb, As Value = 1 As String = Mar, As Value = 2 As String = Apr, As Value = 3 As String = May, As Value = 4 As String = Jun, As Value = 5 As String = Jul, As Value = 6 As String = Aug, As Value = 7 As String = Sep, As Value = 8 As String = Oct, As Value = 9 As String = Nov, As Value = 10 As String = Dec, As Value = 11 As String = Month, As Value = 12 As String = Year, As Value = 13 	Y (if restrictionComplex is true)
restrictionSimple	Simple Restriction	Set only if <code>restriction</code> is true; Specification to set a simple restriction based on a specific situation.	Boolean; Valid values: true/false. Default is false.	Y (if restrictionComplex is false)
retainSysIds	n/a	<p>Specification for whether or not the web service will persist the <code>sysId</code> property.</p> <ul style="list-style-type: none"> If <code>retainSysIds="true"</code> and <code>sysId</code> is included in the request/response, <code>sysId</code> will be persisted to the database. If <code>retainSysIds="false"</code> and <code>sysId</code> is included in the request/response, <code>sysId</code> will be ignored; it will be autogenerated by the Controller. <p>Note  In XML web services, <code>retainSysIds</code> is specified as an attribute in the <code><trigger></code> element.</p>	Valid values: true/false (default is true).	N
retentionDuration	Retention Duration	Set only if <code>retentionDurationPurge</code> is selected; Minimum retention duration for the selected <code>retentionDurationUnit</code> before triggered task instances can qualify for purge.	Integer	N
retentionDurationPurge	Purge By Retention Duration	Specification for whether triggered task instances can be purged by retention duration.	Boolean; Valid values: true/false. Default is false.	N
retentionDurationUnit	Retention Duration Unit	Set only if <code>retentionDurationPurge</code> is selected; Retention duration unit.	<p>Valid values:</p> <ul style="list-style-type: none"> As String = Hours, As Value = 3 As String = Days, As Value = 4 <p>Default is Days (4).</p>	N

simulationOption	Simulate	For Cron, Temporary, and Time triggers only; Enables the override of the Enable Trigger Simulation Universal Controller system property specification for whether or not to simulate the launching of tasks when triggers are eligible to fire. (If simulationOption is enabled, only the scheduled launch of the task by the trigger is inhibited.)	Valid values: <ul style="list-style-type: none"> --System Default --, As Value = 0 As String = True, As Value = 1 As String = False, As Value = 2 Default is --System Default – (0).	N
situation	Situation	Type of day that causes the Controller to initiate the specified action.	Valid values: <ul style="list-style-type: none"> As String = Holiday, As Value = 1 As String = Non Business Day, As Value = 2 Default is Holiday (1).	Y (if restrictionSimple is true)
skipActive	Skip Trigger if Active	Deprecated. Indication for whether or not the Controller should skip the next run of the specified task(s) if the previous run has not gone to a Complete status (that is, it is still active).	Boolean; Valid values: true/false. Default is false.	N
skipAfterDate	Skip After Date	Date after which the trigger will be skipped.		N
skipAfterTime	Skip After Time	Time after which the trigger will be skipped.		N
skipBeforeDate	Skip Before Date	Date before which the trigger will be skipped.		N
skipBeforeTime	Skip Before Time	Time before which the trigger will be skipped.		N
skipCondition	Task Launch Skip Condition	Controls when launching a task for the trigger will be skipped. Note  When reading a Trigger, both skipActive and skipCondition are returned. When creating/updating a Trigger, skipCondition is used if present. If skipCondition is not present, skipActive is used. If both skipActive and skipCondition are present, skipActive can be set to true only if skipCondition is Active (1).	Valid values: <ul style="list-style-type: none"> As String = None, As Value = 0 As String = Active, As Value = 1 As String = Active By Trigger, As Value = 2 Default is None (0).	N
skipCount	Skip Count	Specification that the Controller should skip the next N times that this task is triggered.	Integer; Default is 0.	N
skipDateList	Skip Date List	Date(s) on which the trigger will be skipped.		

skipRestriction	Skip Restriction	Specification for when the trigger should skip and not launch the task(s).	Valid values: <ul style="list-style-type: none"> As String = None, As Value = 0 As String = Before, As Value = 1 As String = After, As Value = 2 As String = Span, As Value = 3 As String = On, As Value = 4 Default is None (0).	
sysId	n/a	System ID field in the database for this trigger.	Persisted only if retain SysIds is set to true.	N
tasks	Tasks	Name of the task(s) being triggered when this trigger is satisfied. XML <pre><tasks><task>uc - Demo</task></tasks></pre> JSON <pre>"tasks": ["uc - Demo"]</pre>		Y
timeZone	Time Zone	Name of the time zone that will be applied to the time(s) specified in the trigger.		Y
version	n/a	For Read and List web services; specification of the version being read or listed. Note  In XML web services, version is specified as an attribute in the <trigger> element.		Y

Trigger Properties: Cron Trigger

Property	UI Field Name	Description	Specifications	Required
dayLogic	Day Logic	Specification for whether to And the dayOfMonth with the dayOfWeek criteria or to Or the dayOfMonth with the dayOfWeek criteria.	Valid values: And, Or.	Y
dayOfMonth	Day of Month	Day of the month, using standard Cron syntax.	Valid values: 1-31. Default is *.	Y
dayOfWeek	Day of Week	Day of the week, using standard Cron syntax.	Valid values: 0-7. Default is *.	Y
hours	Hours	Time in hours, using standard Cron syntax. (See also Daylight Saving Time .)	Valid values: 0-23. Default is *.	Y
minutes	Minutes	Time in minutes, using standard Cron syntax.	Valid values: 0-59. Default is 0.	Y
month	Month	Month, using standard Cron syntax.	Valid values: 1-12. Default is *.	Y

Trigger-Related Records Properties: Variables

Property	UI Field Name	Description	Specifications	Required
description	Description	Description of the variable.		N
name	Name	Name of the variable.		Y
value	Value	Value of the variable.		Y

List Trigger Qualifying Times

	Description
URI	http://host_name/uc/resources/trigger/qualifyingtimes
HTTP Method	GET
Description	Lists Cron trigger qualifying times from a specific starting date.
URI Parameters	See List Trigger Qualifying Times: URI Parameters , below.
Consumes Content-Type	n/a
Produces Content-Type	application/xml, application/json
Example URI	<ul style="list-style-type: none"> http://localhost:8080/uc/resources/trigger/qualifyingtimes?triggername=testTrigger http://localhost:8080/uc/resources/trigger/qualifyingtimes?triggername=testTrigger&count=20&startdate=2017-08-01
Authentication	HTTP Basic
Example Response	See List Trigger Qualifying Times: XML and JSON Examples .

List Trigger Qualifying Times: URI Parameters

Name	Description	Specifications	Required	Mutually Exclusive With
triggerid	Unique ID for a trigger.		Y (unless triggername is specified)	triggername
triggername	Name used within the Controller to identify a trigger.	Maximum 40 alphanumerics.	Y (unless triggerid is specified)	triggerid
count	Number of qualifying days to list.	Maximum is 1000; default is 30.	N	
startdate	Starting date of qualifying days to list.	Format: YYYY-MM-DD. Default is current date.	N	

List Trigger Qualifying Times: XML and JSON Examples

XML	JSON
<pre> <qualifyingTimes triggerTimeZone="Africa/Accra" userTimeZone="America/Denver"><qualifyingTime skip="true" ><triggerTimeZone>Tuesday, December 19, 2017 18:00:00 MST -0700 MST -0700</triggerTimeZone><userTimeZone>Tuesday, December 19, 2017 18:00:00 MST -0700 MST -0700</userTimeZone></qualifyingTime><qualifyingTime skip="true"><triggerTimeZone>Tuesday, December 19, 2017 19:00:00 MST -0700 MST -0700</triggerTimeZone><userTimeZone>Tuesday, December 19, 2017 19:00:00 MST -0700 MST -0700< /userTimeZone></qualifyingTime> ... </qualifyingTimes> </pre>	<pre> { "triggerTimeZone" : "America /Denver", "userTimeZone": "America/Denver", "qualifyingTimes" : [{ "triggerTimeZone" : "Tuesday, December 19, 2017 18:00:00 MST -0700", "userTimeZone": "Tuesday, December 19, 2017 18:00:00 MST -0700" }, { "triggerTimeZone" : "Tuesday, December 19, 2017 19:00:00 MST -0700", "userTimeZone": "Tuesday, December 19, 2017 19:00:00 MST -0700" }] } </pre>

Email Monitor Trigger Web Services

- [Overview](#)
- [Create an Email Monitor Trigger](#)
- [Modify an Email Monitor Trigger](#)
- [Read an Email Monitor Trigger](#)
 - [Read an Email Monitor Trigger: URI Parameters](#)
- [Email Monitor Trigger: XML and JSON Examples](#)
- [Properties](#)
 - [Trigger Properties: All Triggers](#)
 - [Trigger Properties: Email Monitor Trigger](#)
 - [Trigger-Related Records Properties: Variables](#)

Overview

Universal Controller supports the following RESTful-based web services for Email Monitor Trigger operations, which are listed alphabetically on this page.

- [Create an Email Monitor Trigger](#)
- [Modify an Email Monitor Trigger](#)
- [Read an Email Monitor Trigger](#)

Formatting specifications for each web service, including details about parameter requirements, are provided.

Note



For information on Trigger web services that are applicable to all trigger types, see:

- [Delete a Trigger](#)
- [Enable/Disable a Trigger](#)
- [List Triggers](#)
- [Trigger a Task](#)

Create an Email Monitor Trigger

	Description
URI	http://host_name/uc/resources/trigger
HTTP Method	POST
Description	Creates a new Email Monitor Trigger.
Example URI	http://localhost:8080/uc/resources/trigger
Consumes Content-Type	application/xml, application/json
Produces Content-Type	n/a
Example Request	See Email Monitor Trigger: XML and JSON Examples .

Trigger Properties	<ul style="list-style-type: none"> • See Trigger Properties: All Triggers. • See Trigger Properties: Email Monitor Trigger.
Trigger-Related Record Properties	<ul style="list-style-type: none"> • See Trigger-Related Records Properties: Variables.
Example Response	<ul style="list-style-type: none"> • Status 200 /OK Successfully created the <trigger type> trigger.

Modify an Email Monitor Trigger

	Description
URI	http://host_name/uc/resources/trigger
HTTP Method	PUT
Description	<p>Modifies the trigger specified by the sysId in the request.</p> <p>To modify Email Monitor Trigger properties without modifying related records, use the excludeRelated property.</p>
Example URI	http://localhost:8080/uc/resources/trigger
Consumes Content-Type	application/xml, application/json
Produces Content-Type	n/a
Example Request	See Email Monitor Trigger: XML and JSON Examples .
Trigger Properties	<ul style="list-style-type: none"> • See Trigger Properties: All Triggers. • See Trigger Properties: Email Monitor Trigger.
Trigger-Related Record Properties	<ul style="list-style-type: none"> • See Trigger-Related Records Properties: Variables.
Example Response	<ul style="list-style-type: none"> • Status 200 /OK Successfully updated the <trigger type> trigger to version <version>.

Read an Email Monitor Trigger

	Description
--	-------------

URI	http://host_name/uc/resources/trigger
HTTP Method	GET
Description	Retrieves information for the specified trigger
URI Parameters	See Read an Email Monitor Trigger: URI Parameters , below.
Example URI	<ul style="list-style-type: none"> http://localhost:8080/uc/resources/trigger?triggername=testTrigger http://localhost:8080/uc/resources/trigger?triggerid=d26265a2c4f345359d9b356f18a462c1
Consumes Content-Type	n/a
Produces Content-Type	application/xml, application/json
Trigger Properties	<ul style="list-style-type: none"> See Trigger Properties: All Triggers. See Trigger Properties: Email Monitor Trigger.
Trigger-Related Record Properties	<ul style="list-style-type: none"> See Trigger-Related Records Properties: Variables.
Example Response	<ul style="list-style-type: none"> Status 200 /OK (See Email Monitor Trigger: XML and JSON Examples.) Status 404 /Not Found A trigger with id "f87848b00a0001037f43e7c81c8ec969" does not exist.

Read an Email Monitor Trigger: URI Parameters

Name	Description	Specifications	Required	Mutually Exclusive With
triggerid	Unique ID for this trigger.		Y (unless triggername is specified)	triggername
triggername	Name used within the Controller to identify this trigger.	Maximum 40 alphanumerics.	Y (unless triggerid is specified)	triggerid

Email Monitor Trigger: XML and JSON Examples


retainSysIds and version properties are specified as attributes in the <trigger type> element in XML.


Examples	XML	JSON
----------	-----	------


<p>Example for Trigger</p>	<pre><triggerEm retainSysIds="true"version="1"><variables /><action>Do Not Trigger</action><calendar>System Default</calendar><dayLogic>And</dayLogic><dayOfMonth>*</dayOfMonth><dayOfWeek>Mon-Fri</dayOfWeek><description>Test Email Monitor in Trigger and in Workflow</description><disabledBy></disabledBy><disabledTime></disabledTime><enabled>true</enabled><enabledBy>ops.admin</enabledBy><enabledTime>2021-03-03 12:46:11 -0500</enabledTime><emailMonitor>Email Monitor Task</emailMonitor><enabledEnd>00:00</enabledEnd><enabledStart>05:00</enabledStart><name>Test-Email-Monitor-Trigger</name><nextScheduleTime>2021-03-04 00:00:00 -0500</nextScheduleTime><opswiseGroups /><rdExcludeBackup>true</rdExcludeBackup><restrictedTimes>false</restrictedTimes><restriction>false</restriction><restrictionAdjective>Every</restrictionAdjective><restrictionComplex>false</restrictionComplex><restrictionMode>Or</restrictionMode><restrictionNoun>Day</restrictionNoun><restrictionNthAmount /><restrictionQualifier>Year</restrictionQualifier><restrictionSimple>false</restrictionSimple><retentionDuration>1</retentionDuration><retentionDurationPurge>true</retentionDurationPurge><retentionDurationUnit>Days</retentionDurationUnit><simulationOption>-- System Default --</simulationOption><situation>Holiday</situation><skipAfterDate>2020-05-28</skipAfterDate><skipAfterTime>02:15</skipAfterTime><skipBeforeDate>2020-05-30</skipBeforeDate><skipBeforeTime>17:30</skipBeforeTime><skipCondition>None</skipCondition><skipCount>0</skipCount><skipDateList /><skipRestriction>Span</skipRestriction><sysId>0fc6b7d9c0a801c9017b6c27c259937e</sysId><tasks><task>Sleep 30</task></tasks><timeZone /></triggerEm></pre>	<pre>{ "type": "triggerEm", "action": "Do Not Trigger", "calendar": "System Default", "dayLogic": "And", "dayOfMonth": "*", "dayOfWeek": "Mon-Fri", "description": "Test Email Monitor in Trigger and in Workflow", "disabledBy": "", "disabledTime": "", "enabled": true, "enabledBy": "ops.admin", "enabledTime": "2021-03-03 12:46:11 -0500", "emailMonitor": "Email Monitor Task", "enabledEnd": "00:00", "enabledStart": "05:00", "name": "Test-Email-Monitor-Trigger", "nextScheduledTime": "2021-03-04 00:00:00 -0500", "opswiseGroups": [], "rdExcludeBackup": true, "restrictedTimes": false, "restriction": false, "restrictionAdjective": "Every", "restrictionComplex": false, "restrictionMode": "Or", "restrictionNoun": { "value": "Day" }, "restrictionNthAmount": null, "restrictionQualifier": { "value": "Year" }, "restrictionSimple": false, "retainSysIds": true, "retentionDuration": 1, "retentionDurationPurge": true, "retentionDurationUnit": "Days", "simulationOption": "-- System Default --", "situation": "Holiday", "skipAfterDate": "2020-05-28", "skipAfterTime": "02:15", "skipBeforeDate": "2020-05-30", "skipBeforeTime": "17:30", "skipCondition": "None", "skipCount": 0, "skipDateList": [], "skipRestriction": "Span", "sysId": "9c659c9c2c72460c9a2057663257b0be", "tasks": ["Sleep 30"], "timeZone": null, "variables": [], "version": 1 }</pre>
<p>Example for Trigger-Related Records</p>	<pre><variables><variable><description /><name>testVar</name><value>value</value></variable></variables></pre>	<pre>"variables": [{ "description": "description", "name": "var1", "value": "value1", }]</pre>



Properties


Trigger Properties: All Triggers


Property	UI Field Name	Description	Specifications	Required
action	Action	For all trigger types except Manual and Temporary; Action to take on a non-business day or holiday (see <i>situation</i>).	<p>Valid values:</p> <ul style="list-style-type: none"> As String = Do Not Trigger, As Value = 1 As String = Next Day, As Value = 2 As String = Next Business Day, As Value = 3 As String = Previous Day, As Value = 4 As String = Previous Business Day, As Value = 5 <p>Default is Do Not Trigger (1).</p> <p>Note  The following values are valid only for Cron and Time triggers:</p> <ul style="list-style-type: none"> Next Day (2) Next Business Day (3) Previous Day (4) Previous Business Day (5) 	Y (if <i>restriction</i> is true)
calendar	Calendar	Calendar that defines the business days, holidays, and other special days that determine the run dates for the task(s) specified in the trigger. The Calendar will be used to verify any Custom Day references in <i>restrictionNoun</i> .	Default is System Default.	Y
description	Description	Description of this trigger.		N
disabledBy	Disabled By	System-supplied. If Status = Enabled, ID of the user who most recently disabled this trigger.	Read-only.	N
disabledTime	Disabled Time	System-supplied. If Status = Enabled, Date and time that the trigger was disabled.	Read-only.	N
enabled	Status	System-defined; Specification for whether or nor the trigger is enabled. Only enabled triggers are processed by the Controller.	Read-only.	N
enabledBy	Enabled By	System-supplied. If Status = Enabled, ID of the user who most recently enabled this trigger.	Read-only.	N
enabledTime	Enabled Time	System-supplied. If Status = Enabled, Date and time that the trigger was enabled.	Read-only.	N

excludeRelated	n/a	For Modify Trigger web services; specification for whether or not to exclude related records from the update, even if they are provided in the request. Note  In XML web services, excludeRelated is specified as an attribute in the <trigger> element.	Valid values: true/false (default is false).	N
forecast	Forecast	For Cron, Temporary, and Time triggers only; Date and time when this trigger will be satisfied for the next number days, as specified in the Forecast Period In Days Universal Controller system property. The Controller writes the forecasting entries to the Forecasts List .	Boolean; Valid values: true/false. Default is false.	N
name	Name	Name used within the Controller to identify this trigger.	Maximum 255 alphanumerics.	Y
nextScheduledTime	Next Scheduled Time	System-supplied; for time-based triggers. If Status = Enabled, the next date and time this trigger will be satisfied. See Displaying Trigger Forecast Information .	Read-only.	N
opwiseGroups	Member of Business Services	List of Business Service(s) that this trigger belongs to. XML <pre><opwiseGroups><opwiseGroup>test</opwiseGroup></opwiseGroups></pre> JSON <pre>"opwiseGroups": ["test"]</pre>		N
rdExcludeBackup	Exclude Backup	Set only if <code>retentionDurationPurge</code> is selected; Specification for whether qualifying task instances can be excluded from the backup when being purged by retention duration.	Boolean; Valid values: true/false. Default is false.	N
restriction	Special Restriction	Indication of whether or not you want to specify additional parameters that tell the Controller how to handle exceptions, such as when the trigger is satisfied on a holiday or non-business day. You can specify simple and/or complex restrictions. For example, you can specify a <code>simpleRestriction</code> that disables the trigger if it is satisfied on a holiday identified in the calendar and/or a <code>restrictionComplex</code> that disables the trigger on the last business day of every month.	Boolean; Valid values: true/false. Default is false.	N
restrictionAdjective	Restriction Adjective	Type of selection for <code>restrictionNoun</code> .	Valid values: <ul style="list-style-type: none"> • As String = Every, As Value = 0 • As String = 1st, As Value = 1 • As String = 2nd, As Value = 2 • As String = 3rd, As Value = 3 • As String = 4th, As Value = 4 • As String = Last, As Value = 5 • As String = Nth, As Value = 6 Default is Every (0).	Y (if <code>restrictionComplex</code> is enabled)

restrictionComplex	Complex Restriction	Set only if restriction is true; Set of parameters that determine one or more situations when this trigger should not be satisfied. Used in conjunction with restrictionMode, restrictionAdjective, restrictionNoun, and restrictionQualifier. For example, you can specify that you do not want to satisfy this trigger on the last business day of the year or the first day of each month.	Boolean; Valid values: true/false. Default is false.	Y (if restrictionSimple is false)
restrictionMode	Restriction Mode	Set only if restrictionSimple is true; Specification for whether you want to use restrictionSimple- and/or restrictionComplex-related values.	Valid values: <ul style="list-style-type: none"> As String = And, As Value = 1 As String = Or, As Value = 2 Default is Or (2).	Y (if restrictionSimple and restrictionComplex are true)
restrictionNoun	Restriction Noun	Day to restrict the trigger to. To specify a Custom Day , use the name of the Custom Day. For example: XML <restrictionNoun>CustomDay1</restrictionNoun> JSON <pre>"restrictionNoun": { "value": "CustomDay1" }</pre> To specify a Local Custom Day , use the local attribute. For example: XML <restrictionNoun local="true" >CustomDay2</restrictionNoun> JSON <pre>"restrictionNoun": { "local": "true", "value": "CustomDay2" }</pre> <p>Note  The Calendar for the trigger is used to verify Custom Day references.</p>	Valid values: <ul style="list-style-type: none"> As String = Sunday, As Value = 1 As String = Monday, As Value = 2 As String = Tuesday, As Value = 3 As String = Wednesday, As Value = 4 As String = Thursday, As Value = 5 As String = Friday, As Value = 6 As String = Saturday, As Value = 7 As String = Day, As Value = 8 As String = Business Day, As Value = 9 	Y (if restrictionComplex is true)
restrictionNthAmount	Restriction Nth Amount	Set only if restrictionAdjective is Nth (6); value of N.	Integer	Y (if restrictionAdjective is Nth)

restrictionQualifier	Restriction Qualifier	<p>Period to restrict the trigger to.</p> <p>To specify a Custom Day Period, use the name of the Custom Day Period. For example:</p> <p>XML <code><restrictionQualifier>CustomDayPeriod1</restrictionQualifier></code></p> <p>JSON <pre>"restrictionQualifier": { "value": "CustomDayPeriod1" }</pre></p> <p>To specify a Local Custom Day Period, use the local attribute. For example:</p> <p>XML <code><restrictionQualifier local="true">CustomDayPeriod2</restrictionQualifier></code></p> <p>JSON <pre>"restrictionQualifier": { "local": "true", "value": "CustomDayPeriod2" }</pre></p> <p>Note  The Calendar for the trigger is used to verify Custom Day references.</p>	<p>Valid values:</p> <ul style="list-style-type: none"> As String = Jan, As Value = 0 As String = Feb, As Value = 1 As String = Mar, As Value = 2 As String = Apr, As Value = 3 As String = May, As Value = 4 As String = Jun, As Value = 5 As String = Jul, As Value = 6 As String = Aug, As Value = 7 As String = Sep, As Value = 8 As String = Oct, As Value = 9 As String = Nov, As Value = 10 As String = Dec, As Value = 11 As String = Month, As Value = 12 As String = Year, As Value = 13 	Y (if restrictionComplex is true)
retainSysIds	n/a	<p>Specification for whether or not the web service will persist the sysId property.</p> <ul style="list-style-type: none"> If retainSysIds="true" and <code>sysId</code> is included in the request/response, <code>sysId</code> will be persisted to the database. If retainSysIds="false" and <code>sysId</code> is included in the request/response, <code>sysId</code> will be ignored; it will be autogenerated by the Controller. <p>Note  In XML web services, <code>retainSysIds</code> is specified as an attribute in the <code><trigger></code> element.</p>	Valid values: true/false (default is true).	N
retentionDuration	Retention Duration	Set only if <code>retentionDurationPurge</code> is selected; Minimum retention duration for the selected <code>retentionDurationUnit</code> before triggered task instances can qualify for purge.	Integer	N
retentionDurationPurge	Purge By Retention Duration	Specification for whether triggered task instances can be purged by retention duration.	Boolean; Valid values: true/false. Default is false.	N
retentionDurationUnit	Retention Duration Unit	Set only if <code>retentionDurationPurge</code> is selected; Retention duration unit.	<p>Valid values:</p> <ul style="list-style-type: none"> As String = Hours, As Value = 3 As String = Days, As Value = 4 <p>Default is Days (4).</p>	N

simulationOption	Simulate	For Cron, Temporary, and Time triggers only; Enables the override of the Enable Trigger Simulation Universal Controller system property specification for whether or not to simulate the launching of tasks when triggers are eligible to fire. (If simulationOption is enabled, only the scheduled launch of the task by the trigger is inhibited.)	Valid values: <ul style="list-style-type: none"> --System Default --, As Value = 0 As String = True, As Value = 1 As String = False, As Value = 2 Default is --System Default – (0).	N
situation	Situation	Type of day that causes the Controller to initiate the specified action.	Valid values: <ul style="list-style-type: none"> As String = Holiday, As Value = 1 As String = Non Business Day, As Value = 2 Default is Holiday (1).	Y (if restrictionSimple is true)
skipActive	Skip Trigger if Active	Deprecated. Indication for whether or not the Controller should skip the next run of the specified task(s) if the previous run has not gone to a Complete status (that is, it is still active).	Boolean; Valid values: true/false. Default is false.	N
skipAfterDate	Skip After Date	Date after which the trigger will be skipped.		N
skipAfterTime	Skip After Time	Time after which the trigger will be skipped.		N
skipBeforeDate	Skip Before Date	Date before which the trigger will be skipped.		N
skipBeforeTime	Skip Before Time	Time before which the trigger will be skipped.		N
skipCondition	Task Launch Skip Condition	Controls when launching a task for the trigger will be skipped. Note  When reading a Trigger, both skipActive and skipCondition are returned. When creating/updating a Trigger, skipCondition is used if present. If skipCondition is not present, skipActive is used. If both skipActive and skipCondition are present, skipActive can be set to true only if skipCondition is Active (1).	Valid values: <ul style="list-style-type: none"> As String = None, As Value = 0 As String = Active, As Value = 1 As String = Active By Trigger, As Value = 2 Default is None (0).	N
skipCount	Skip Count	Specification that the Controller should skip the next N times that this task is triggered.	Integer; Default is 0.	N
skipDateList	Skip Date List	Date(s) on which the trigger will be skipped.		

skipRestriction	Skip Restriction	Specification for when the trigger should skip and not launch the task(s).	Valid values: <ul style="list-style-type: none"> As String = None, As Value = 0 As String = Before, As Value = 1 As String = After, As Value = 2 As String = Span, As Value = 3 As String = On, As Value = 4 Default is None (0).	
sysId	n/a	System ID field in the database for this trigger.	Persisted only if retain SysIds is set to true.	N
tasks	Tasks	Name of the task(s) being triggered when this trigger is satisfied. XML <pre><tasks><task>uc - Demo</task></tasks></pre> JSON <pre>"tasks": ["uc - Demo"]</pre>		Y
timeZone	Time Zone	Name of the time zone that will be applied to the time(s) specified in the trigger.		Y
version	n/a	For Read and List web services; specification of the version being read or listed. Note  In XML web services, version is specified as an attribute in the <trigger> element.		Y

Trigger Properties: Email Monitor Trigger

Property	UI Field Name	Description	Specifications	Required
emailMonitor	Email Monitor	Email Monitor task being executed.		Y
enabledEnd	Enabled End	End time of the period during which the trigger should be active.	Use 24-hour time; format is hh:mm	Y (if restrictedTimes is true)
enabledStart	Enabled Start	Start time of the period during which the trigger should be active.	Use 24-hour time; format is hh:mm	Y (if restrictedTimes is true)
restrictedTimes	Restrict Times	Indication that the trigger is active only during the period specified by enabledStart and enabledEnd.	Boolean; Valid values: true/false. Default is false.	N

Trigger-Related Records Properties: Variables

Property	UI Field Name	Description	Specifications	Required
description	Description	Description of the variable.		N
name	Name	Name of the variable.		Y
value	Value	Value of the variable.		Y

Manual Trigger Web Services

- [Overview](#)
- [Create a Manual Trigger](#)
- [Modify a Manual Trigger](#)
- [Read a Manual Trigger](#)
 - [Read a Manual Trigger: URI Parameters](#)
- [Manual Trigger: XML and JSON Examples](#)
- [Properties](#)
 - [Trigger Properties: All Triggers](#)
 - [Trigger Properties: Manual Trigger](#)
 - [Trigger-Related Records Properties: Variables](#)

Overview

Universal Controller supports the following RESTful-based web services for Manual Trigger operations, which are listed alphabetically on this page.

- [Create a Manual Trigger](#)
- [Modify a Manual Trigger](#)
- [Read a Manual Trigger](#)

Formatting specifications for each web service, including details about parameter requirements, are provided.

Note



For information on Trigger web services that are applicable to all trigger types, see:

- [Delete a Trigger](#)
- [Enable/Disable a Trigger](#)
- [List Triggers](#)
- [Trigger a Task](#)

Create a Manual Trigger

	Description
URI	http://host_name/uc/resources/trigger
HTTP Method	POST
Description	Creates a new Manual Trigger.
Example URI	http://localhost:8080/uc/resources/trigger
Consumes Content-Type	application/xml, application/json
Produces Content-Type	n/a
Example Request	See Manual Trigger: XML and JSON Examples .

Trigger Properties	<ul style="list-style-type: none"> • See Trigger Properties: All Triggers. • See Trigger Properties: Manual Trigger.
Trigger-Related Record Properties	<ul style="list-style-type: none"> • See Trigger-Related Records Properties: Variables.
Example Response	<ul style="list-style-type: none"> • Status 200 /OK Successfully created the <trigger type> trigger.

Modify a Manual Trigger

	Description
URI	http://host_name/uc/resources/trigger
HTTP Method	PUT
Description	Modifies the trigger specified by the sysId in the request . To modify Manual Trigger properties without modifying related records, use the excludeRelated property.
Example URI	http://localhost:8080/uc/resources/trigger
Consumes Content-Type	application/xml, application/json
Produces Content-Type	n/a
Example Request	See Manual Trigger: XML and JSON Examples .
Trigger Properties	<ul style="list-style-type: none"> • See Trigger Properties: All Triggers. • See Trigger Properties: Manual Trigger.
Trigger-Related Record Properties	<ul style="list-style-type: none"> • See Trigger-Related Records Properties: Variables.
Example Response	<ul style="list-style-type: none"> • Status 200 /OK Successfully updated the <trigger type> trigger to version <version>.

Read a Manual Trigger

	Description
--	-------------

URI	http://host_name/uc/resources/trigger
HTTP Method	GET
Description	Retrieves information for the specified trigger
URI Parameters	See Read a Manual Trigger: URI Parameters , below.
Example URI	<ul style="list-style-type: none"> http://localhost:8080/uc/resources/trigger?triggername=testTrigger http://localhost:8080/uc/resources/trigger?triggerid=d26265a2c4f345359d9b356f18a462c1
Consumes Content-Type	n/a
Produces Content-Type	application/xml, application/json
Trigger Properties	<ul style="list-style-type: none"> See Trigger Properties: All Triggers. See Trigger Properties: Manual Trigger.
Trigger-Related Record Properties	<ul style="list-style-type: none"> See Trigger-Related Records Properties: Variables.
Example Response	<ul style="list-style-type: none"> Status 200 /OK (See Manual Trigger: XML and JSON Examples.) Status 404 /Not Found A trigger with id "f87848b00a0001037f43e7c81c8ec969" does not exist.

Read a Manual Trigger: URI Parameters

Name	Description	Specifications	Required	Mutually Exclusive With
triggerid	Unique ID for this trigger.		Y (unless triggername is specified)	triggername
triggername	Name used within the Controller to identify this trigger.	Maximum 40 alphanumeric.	Y (unless triggerid is specified)	triggerid

Manual Trigger: XML and JSON Examples

retainSysIds and version properties are specified as attributes in the <trigger type> element in XML.


Examples	XML	JSON
----------	-----	------

<p>Example for Trigger</p>	<pre><triggerManual retainSysIds="true"version="1"><variables /><calendar>System Default</calendar><description /><disabledBy></disabledBy><disabledTime></disabledTime><enabled>true</enabled><enabledBy>ops.admin</enabledBy><enabledTime>2021-03-03 12:46:11 -0500</enabledTime><name> test manual trigger</name><nextScheduleTime>2021-03-04 00:00:00 -0500</nextScheduleTime><opswiseGroups><opswiseGroup>bus service 1</opswiseGroup></opswiseGroups><rdExcludeBackup>true</rdExcludeBackup><retentionDuration>1</retentionDuration><retentionDurationPurge>true</retentionDurationPurge><retentionDurationUnit>Days</retentionDurationUnit><sysId>0fc6b7d9c0a801c9017b6c27c259937e</sysId><tasks><task>Sleep 30</task></tasks></triggerManual></pre>	<pre>{ "type": "triggerManual", "calendar": "System Default", "description": null, "disabledBy": "", "disabledTime": "", "enabled": true, "enabledBy": "ops.admin", "enabledTime": "2021-03-03 12:46:11 -0500", "name": "test manual trigger", "nextScheduledTime": "2021-03-04 00:00:00 -0500", "opswiseGroups": ["bus service 1"], "rdExcludeBackup": true, "retainSysIds": true, "retentionDuration": 1, "retentionDurationPurge": true, "retentionDurationUnit": "Days", "sysId": "0fc6b7d9c0a801c9017b6c27c259937e", "tasks": ["Sleep 30"], "variables": [], "version": 2 }</pre>
<p>Example for Trigger-Related Records</p>	<pre><variables><variable><description /><name>testVar</name><value>value</value></variable></variables></pre>	<pre>"variables": [{ "description": "description", "name": "var1", "value": "value1", }]</pre>



Properties


Trigger Properties: All Triggers

Property	UI Field Name	Description	Specifications	Required
----------	---------------	-------------	----------------	----------

action	Action	For all trigger types except Manual and Temporary; Action to take on a non-business day or holiday (see <i>situation</i>).	<p>Valid values:</p> <ul style="list-style-type: none"> As String = Do Not Trigger, As Value = 1 As String = Next Day, As Value = 2 As String = Next Business Day, As Value = 3 As String = Previous Day, As Value = 4 As String = Previous Business Day, As Value = 5 <p>Default is Do Not Trigger (1).</p> <p>Note </p> <p>The following values are valid only for Cron and Time triggers:</p> <ul style="list-style-type: none"> Next Day (2) Next Business Day (3) Previous Day (4) Previous Business Day (5) 	Y (if <i>restriction</i> is true.)
calendar	Calendar	Calendar that defines the business days, holidays, and other special days that determine the run dates for the task(s) specified in the trigger. The Calendar will be used to verify any Custom Day references in <i>restrictionNoun</i> .	Default is System Default.	Y
description	Description	Description of this trigger.		N
disabledBy	Disabled By	System-supplied. If Status = Enabled, ID of the user who most recently disabled this trigger.	Read-only.	N
disabledTime	Disabled Time	System-supplied. If Status = Enabled, Date and time that the trigger was disabled.	Read-only.	N
enabled	Status	System-defined; Specification for whether or nor the trigger is enabled. Only enabled triggers are processed by the Controller.	Read-only.	N
enabledBy	Enabled By	System-supplied. If Status = Enabled, ID of the user who most recently enabled this trigger.	Read-only.	N
enabledTime	Enabled Time	System-supplied. If Status = Enabled, Date and time that the trigger was enabled.	Read-only.	N
excludeRelated	n/a	For Modify Trigger web services; specification for whether or not to exclude related records from the update, even if they are provided in the request. Note  In XML web services, <i>excludeRelated</i> is specified as an attribute in the <trigger> element.	Valid values: true/false (default is false).	N
forecast	Forecast	For Cron, Temporary, and Time triggers only; Date and time when this trigger will be satisfied for the next number days, as specified in the Forecast Period In Days Universal Controller system property. The Controller writes the forecasting entries to the Forecasts List .	Boolean; Valid values: true/false. Default is false.	N
name	Name	Name used within the Controller to identify this trigger.	Maximum 255 alphanumerics.	Y
nextScheduledTime	Next Scheduled Time	System-supplied; for time-based triggers. If Status = Enabled, the next date and time this trigger will be satisfied. See Displaying Trigger Forecast Information .	Read-only.	N

opwiseGroups	Member of Business Services	<p>List of Business Service(s) that this trigger belongs to.</p> <p>XML</p> <pre><opwiseGroups><opwiseGroup>test</opwiseGroup></opwiseGroups></pre> <p>JSON</p> <pre>"opwiseGroups": ["test"]</pre>		N
rdExcludeBackup	Exclude Backup	Set only if <code>retentionDurationPurge</code> is selected; Specification for whether qualifying task instances can be excluded from the backup when being purged by retention duration.	Boolean; Valid values: true/false. Default is false.	N
restriction	Special Restriction	Indication of whether or not you want to specify additional parameters that tell the Controller how to handle exceptions, such as when the trigger is satisfied on a holiday or non-business day. You can specify simple and/or complex restrictions. For example, you can specify a <code>simpleRestriction</code> that disables the trigger if it is satisfied on a holiday identified in the calendar and/or a <code>restrictionComplex</code> that disables the trigger on the last business day of every month.	Boolean; Valid values: true/false. Default is false.	N
restrictionAdjective	Restriction Adjective	Type of selection for <code>restrictionNoun</code> .	<p>Valid values:</p> <ul style="list-style-type: none"> As String = Every, As Value = 0 As String = 1st, As Value = 1 As String = 2nd, As Value = 2 As String = 3rd, As Value = 3 As String = 4th, As Value = 4 As String = Last, As Value = 5 As String = Nth, As Value = 6 <p>Default is Every (0).</p>	Y (if <code>restrictionComplex</code> is enabled)
restrictionComplex	Complex Restriction	Set only if <code>restriction</code> is true; Set of parameters that determine one or more situations when this trigger should not be satisfied. Used in conjunction with <code>restrictionMode</code> , <code>restrictionAdjective</code> , <code>restrictionNoun</code> , and <code>restrictionQualifier</code> . For example, you can specify that you do not want to satisfy this trigger on the last business day of the year or the first day of each month.	Boolean; Valid values: true/false. Default is false.	Y (if <code>restrictionSimple</code> is false.)
restrictionMode	Restriction Mode	Set only if <code>restrictionSimple</code> is true; Specification for whether you want to use <code>restrictionSimple</code> - and/or <code>restrictionComplex</code> -related values.	<p>Valid values:</p> <ul style="list-style-type: none"> As String = And, As Value = 1 As String = Or, As Value = 2 <p>Default is Or (2).</p>	Y if <code>restrictionSimple</code> and <code>restrictionComplex</code> are true.

restrictionNoun	Restriction Noun	<p>Day to restrict the trigger to.</p> <p>To specify a Custom Day, use the name of the Custom Day. For example:</p> <p>XML <code><restrictionNoun>CustomDay1</restrictionNoun></code></p> <p>JSON <pre>"restrictionNoun": { "value": "CustomDay1" }</pre></p> <p>To specify a Local Custom Day, use the local attribute. For example:</p> <p>XML <code><restrictionNoun local="true">CustomDay2</restrictionNoun></code></p> <p>JSON <pre>"restrictionNoun": { "local": "true", "value": "CustomDay2" }</pre></p> <p>Note  The Calendar for the trigger is used to verify Custom Day references.</p>	<p>Valid values:</p> <ul style="list-style-type: none"> As String = Sunday, As Value = 1 As String = Monday, As Value = 2 As String = Tuesday, As Value = 3 As String = Wednesday, As Value = 4 As String = Thursday, As Value = 5 As String = Friday, As Value = 6 As String = Saturday, As Value = 7 As String = Day, As Value = 8 As String = Business Day, As Value = 9 	Y (if restrictionComplex is true.)
restrictionQualifier	Restriction Qualifier	<p>Period to restrict the trigger to.</p> <p>To specify a Custom Day Period, use the name of the Custom Day Period. For example:</p> <p>XML <code><restrictionQualifier>CustomDayPeriod1</restrictionQualifier></code></p> <p>JSON <pre>"restrictionQualifier": { "value": "CustomDayPeriod1" }</pre></p> <p>To specify a Local Custom Day Period, use the local attribute. For example:</p> <p>XML <code><restrictionQualifier local="true">CustomDayPeriod2</restrictionQualifier></code></p> <p>JSON <pre>"restrictionQualifier": { "local": "true", "value": "CustomDayPeriod2" }</pre></p> <p>Note  The Calendar for the trigger is used to verify Custom Day references.</p>	<p>Valid values:</p> <ul style="list-style-type: none"> As String = Jan, As Value = 0 As String = Feb, As Value = 1 As String = Mar, As Value = 2 As String = Apr, As Value = 3 As String = May, As Value = 4 As String = Jun, As Value = 5 As String = Jul, As Value = 6 As String = Aug, As Value = 7 As String = Sep, As Value = 8 As String = Oct, As Value = 9 As String = Nov, As Value = 10 As String = Dec, As Value = 11 As String = Month, As Value = 12 As String = Year, As Value = 13 	Y (if restrictionComplex is true.)
restrictionSimple	Simple Restriction	<p>Set only if restriction is true; Specification to set a simple restriction based on a specific situation.</p>	<p>Boolean; Valid values: true/false. Default is false.</p>	Y (if restrictionComplex is false.)

retainSysIds	n/a	<p>Specification for whether or not the web service will persist the <code>sysId</code> property.</p> <ul style="list-style-type: none"> • If <code>retainSysIds="true"</code> and <code>sysId</code> is included in the request/response, <code>sysId</code> will be persisted to the database. • If <code>retainSysIds="false"</code> and <code>sysId</code> is included in the request/response, <code>sysId</code> will be ignored; it will be autogenerated by the Controller. <p>Note </p> <p>In XML web services, <code>retainSysIds</code> is specified as an attribute in the <code><trigger></code> element.</p>	Valid values: true/false (default is true).	N
retentionDuration	Retention Duration	Set only if <code>retentionDurationPurge</code> is selected; Minimum retention duration for the selected <code>retentionDurationUnit</code> before triggered task instances can qualify for purge.	Integer	N
retentionDurationPurge	Purge By Retention Duration	Specification for whether triggered task instances can be purged by retention duration.	Boolean; Valid values: true/false. Default is false.	N
retentionDurationUnit	Retention Duration Unit	Set only if <code>retentionDurationPurge</code> is selected; Retention duration unit.	Valid values: <ul style="list-style-type: none"> • As String = Hours, As Value = 3 • As String = Days, As Value = 4 Default is Days (4).	N
simulationOption	Simulate	For Cron, Temporary, and Time triggers only; Enables the override of the Enable Trigger Simulation Universal Controller system property specification for whether or not to simulate the launching of tasks when triggers are eligible to fire. (If <code>simulationOption</code> is enabled, only the scheduled launch of the task by the trigger is inhibited.)	Valid values: <ul style="list-style-type: none"> • --System Default --, As Value = 0 • As String = True, As Value = 1 • As String = False, As Value = 2 Default is --System Default – (0).	N
situation	Situation	Type of day that causes the Controller to initiate the specified action.	Valid values: <ul style="list-style-type: none"> • As String = Holiday, As Value = 1 • As String = Non Business Day, As Value = 2 Default is Holiday (1).	Y (if <code>restrictionSimple</code> is true)
skipActive	Skip Trigger if Active	Indication for whether or not the Controller should skip the next run of the specified task(s) if the previous run has not gone to a Complete status (that is, it is still active).	Boolean; Valid values: true/false. Default is false.	N
skipCount	Skip Count	Specification that the Controller should skip the next N times that this task is triggered.	Integer; Default is 0.	N
sysId	n/a	System ID field in the database for this trigger.	Persisted only if retainSysIds is set to true.	N

tasks	Tasks	<p>Name of the task(s) being triggered when this trigger is satisfied.</p> <p>XML</p> <pre><tasks><task>uc - Demo</task></tasks></pre> <p>JSON</p> <pre>"tasks": ["uc - Demo"]</pre>		Y
timeZone	Time Zone	Name of the time zone that will be applied to the time(s) specified in the trigger.		Y
version	n/a	<p>For Read and List web services; specification of the version being read or listed.</p> <p>Note  In XML web services, version is specified as an attribute in the <trigger> element.</p>		Y

Trigger Properties: Manual Trigger

(There are no Manual Trigger-specific trigger properties.)

Trigger-Related Records Properties: Variables

Property	UI Field Name	Description	Specifications	Required
description	Description	Description of the variable.		N
name	Name	Name of the variable.		Y
value	Value	Value of the variable.		Y

Task Monitor Trigger Web Services

- [Overview](#)
- [Create a Task Monitor Trigger](#)
- [Modify a Task Monitor Trigger](#)
- [Read a Task Monitor Trigger](#)
 - [Read a Task Monitor Trigger: URI Parameters](#)
- [Task Monitor Trigger: XML and JSON Examples](#)
- [Properties](#)
 - [Trigger Properties: All Triggers](#)
 - [Trigger Properties: Task Monitor Trigger](#)
 - [Trigger-Related Records Properties: Variables](#)

Overview

Universal Controller supports the following RESTful-based web services for Task Monitor Trigger operations, which are listed alphabetically on this page.

- [Create a Task Monitor Trigger](#)
- [Modify a Task Monitor Trigger](#)
- [Read a Task Monitor Trigger](#)

Formatting specifications for each web service, including details about parameter requirements, are provided.

Note



For information on Trigger web services that are applicable to all trigger types, see:

- [Delete a Trigger](#)
- [Enable/Disable a Trigger](#)
- [List Triggers](#)
- [Trigger a Task](#)

Create a Task Monitor Trigger

	Description
URI	http://host_name/uc/resources/trigger
HTTP Method	POST
Description	Creates a new Task Monitor Trigger.
Example URI	http://localhost:8080/uc/resources/trigger
Consumes Content-Type	application/xml, application/json
Produces Content-Type	n/a
Example Request	See Task Monitor Trigger: XML and JSON Examples .

Trigger Properties	<ul style="list-style-type: none"> • See Trigger Properties: All Triggers. • See Trigger Properties: Task Monitor Trigger.
Trigger-Related Record Properties	<ul style="list-style-type: none"> • See Trigger-Related Records Properties: Variables.
Example Response	<ul style="list-style-type: none"> • Status 200 /OK Successfully created the <trigger type> trigger.

Modify a Task Monitor Trigger

	Description
URI	http://host_name/uc/resources/trigger
HTTP Method	PUT
Description	<p>Modifies the trigger specified by the sysId in the request.</p> <p>To modify Task Monitor Trigger properties without modifying related records, use the excludeRelated property.</p>
Example URI	http://localhost:8080/uc/resources/trigger
Consumes Content-Type	application/xml, application/json
Produces Content-Type	n/a
Example Request	See Task Monitor Trigger: XML and JSON Examples .
Trigger Properties	<ul style="list-style-type: none"> • See Trigger Properties: All Triggers. • See Trigger Properties: Task Monitor Trigger.
Trigger-Related Record Properties	<ul style="list-style-type: none"> • See Trigger-Related Records Properties: Variables.
Example Response	<ul style="list-style-type: none"> • Status 200 /OK Successfully updated the <trigger type> trigger to version <version>.

Read a Task Monitor Trigger

	Description
--	-------------

URI	http://host_name/uc/resources/trigger
HTTP Method	GET
Description	Retrieves information for the specified trigger
URI Parameters	See Read a Task Monitor Trigger: URI Parameters , below.
Example URI	<ul style="list-style-type: none"> http://localhost:8080/uc/resources/trigger?triggername=testTrigger http://localhost:8080/uc/resources/trigger?triggerid=d26265a2c4f345359d9b356f18a462c1
Consumes Content-Type	n/a
Produces Content-Type	application/xml, application/json
Trigger Properties	<ul style="list-style-type: none"> See Trigger Properties: All Triggers. See Trigger Properties: Task Monitor Trigger.
Trigger-Related Record Properties	<ul style="list-style-type: none"> See Trigger-Related Records Properties: Variables.
Example Response	<ul style="list-style-type: none"> Status 200 /OK (See Task Monitor Trigger: XML and JSON Examples.) Status 404 /Not Found A trigger with id "f87848b00a0001037f43e7c81c8ec969" does not exist.

Read a Task Monitor Trigger: URI Parameters

Name	Description	Specifications	Required	Mutually Exclusive With
triggerid	Unique ID for this trigger.		Y (unless triggername is specified)	triggername
triggername	Name used within the Controller to identify this trigger.	Maximum 40 alphanumerics.	Y (unless triggerid is specified)	triggerid

Task Monitor Trigger: XML and JSON Examples

retainSysIds and version properties are specified as attributes in the <trigger type> element in XML.


Examples	XML	JSON
----------	-----	------

<p>Example for Trigger</p>	<pre><triggerTm retainSysIds="true"version="1"><variables /><action>Do Not Trigger</action><calendar>System Default</calendar><description>description</description><disabledBy></disabledBy><disabledTime></disabledTime><enabled>true</enabled><enabledBy>ops.admin</enabledBy><enabledTime>2021-03-03 12:46:11 -0500</enabledTime><name>test task monitor trigger</name><nextScheduleTime>2021-03-04 00:00:00 -0500</nextScheduleTime><opswiseGroups /><rdExcludeBackup>true</rdExcludeBackup><restrictedTimes>false</restrictedTimes><restriction>false</restriction><restrictionAdjective>Every</restrictionAdjective><restrictionComplex>false</restrictionComplex><restrictionMode>Or</restrictionMode><restrictionNoun>Day</restrictionNoun><restrictionNthAmount /><restrictionQualifier>Year</restrictionQualifier><restrictionSimple>false</restrictionSimple><retentionDuration>1</retentionDuration><retentionDurationPurge>true</retentionDurationPurge><retentionDurationUnit>Days</retentionDurationUnit><simulationOption>-- System Default --</simulationOption><situation>Holiday</situation><skipAfterDate>2020-05-28</skipAfterDate><skipAfterTime>02:15</skipAfterTime><skipBeforeDate>2020-05-30</skipBeforeDate><skipBeforeTime>17:30</skipBeforeTime><skipCondition>None</skipCondition><skipCount>0</skipCount><skipDateList /><skipRestriction>Span</skipRestriction><sysId>0fc6b7d9c0a801c9017b6c27c259937e</sysId><tasks><task>Sleep 30</task></tasks><timeZone /><enabledEnd>00:00</enabledEnd><enabledStart>00:00</enabledStart><restrictedTimes>false</restrictedTimes><taskMonitor>uc - Windows Set Variable Monitor</taskMonitor></triggerEm></pre>	<pre>{ "type": "triggerTm", "action": "Do Not Trigger", "calendar": "System Default", "description": "description", "disabledBy": "", "disabledTime": "", "enabled": true, "enabledBy": "ops.admin", "enabledTime": "2021-03-03 12:46:11 -0500", "enabledEnd": "00:00", "enabledStart": "00:00", "name": "test task monitor trigger", "nextScheduledTime": "2021-03-04 00:00:00 -0500", "opswiseGroups": [], "rdExcludeBackup": true, "restrictedTimes": false, "restriction": false, "restrictionAdjective": "Every", "restrictionComplex": false, "restrictionMode": "Or", "restrictionNoun": { "value": "Day" }, "restrictionNthAmount": null, "restrictionQualifier": { "value": "Year" }, "restrictionSimple": false, "retainSysIds": true, "retentionDuration": 1, "retentionDurationPurge": true, "retentionDurationUnit": "Days", "simulationOption": "-- System Default --", "situation": "Holiday", "skipAfterDate": "2020-05-28", "skipAfterTime": "02:15", "skipBeforeDate": "2020-05-30", "skipBeforeTime": "17:30", "skipCondition": "None", "skipCount": 0, "skipDateList": [], "skipRestriction": "Span", "sysId": "9c659c9c2c72460c9a2057663257b0be", "taskMonitor": "uc - Windows Set Variable Monitor", "tasks": ["Sleep 30"], "timeZone": null, "variables": [], "version": 1 }</pre>
----------------------------	---	--


Example for Trigger-Related Records	<pre><variables><variable><description /><name>testVar</name><value>value</ value></variable></variables></pre>	<pre>"variables": [{ "description": "description", "name": "var1", "value": "value1", }]</pre>
-------------------------------------	---	--



Properties


Trigger Properties: All Triggers

Property	UI Field Name	Description	Specifications	Required
action	Action	For all trigger types except Manual and Temporary; Action to take on a non-business day or holiday (see situation).	Valid values: <ul style="list-style-type: none"> As String = Do Not Trigger, As Value = 1 As String = Next Day, As Value = 2 As String = Next Business Day, As Value = 3 As String = Previous Day, As Value = 4 As String = Previous Business Day, As Value = 5 Default is Do Not Trigger (1). Note  The following values are valid only for Cron and Time triggers: <ul style="list-style-type: none"> Next Day (2) Next Business Day (3) Previous Day (4) Previous Business Day (5) 	Y (if restriction is true)
calendar	Calendar	Calendar that defines the business days, holidays, and other special days that determine the run dates for the task(s) specified in the trigger. The Calendar will be used to verify any Custom Day references in <code>restrictionNoun</code> .	Default is System Default.	Y
description	Description	Description of this trigger.		N
disabledBy	Disabled By	System-supplied. If Status = Enabled, ID of the user who most recently disabled this trigger.	Read-only.	N
disabledTime	Disabled Time	System-supplied. If Status = Enabled, Date and time that the trigger was disabled.	Read-only.	N

enabled	Status	System-defined; Specification for whether or nor the trigger is enabled. Only enabled triggers are processed by the Controller.	Read-only.	N
enabledBy	Enabled By	System-supplied. If Status = Enabled, ID of the user who most recently enabled this trigger.	Read-only.	N
enabledTime	Enabled Time	System-supplied. If Status = Enabled, Date and time that the trigger was enabled.	Read-only.	N
excludeRelated	n/a	For Modify Trigger web services; specification for whether or not to exclude related records from the update, even if they are provided in the request. <div style="border: 1px solid #ccc; padding: 5px; margin-top: 10px;"> <p>Note</p> <p>In XML web services, <code>excludeRelated</code> is specified as an attribute in the <code><trigger></code> element.</p> </div>	Valid values: true/false (default is false).	N
forecast	Forecast	For Cron, Temporary, and Time triggers only; Date and time when this trigger will be satisfied for the next number days, as specified in the Forecast Period In Days Universal Controller system property. The Controller writes the forecasting entries to the Forecasts List .	Boolean; Valid values: true/false. Default is false.	N
name	Name	Name used within the Controller to identify this trigger.	Maximum 255 alphanumerics.	Y
nextScheduledTime	Next Scheduled Time	System-supplied; for time-based triggers. If Status = Enabled, the next date and time this trigger will be satisfied. See Displaying Trigger Forecast Information .	Read-only.	N
opwiseGroups	Member of Business Services	List of Business Service(s) that this trigger belongs to. XML <pre><opwiseGroups><opwiseGroup>test</opwiseGroup></opwiseGroups></pre> JSON <pre>"opwiseGroups": ["test"]</pre>		N
rdExcludeBackup	Exclude Backup	Set only if <code>retentionDurationPurge</code> is selected; Specification for whether qualifying task instances can be excluded from the backup when being purged by retention duration.	Boolean; Valid values: true/false. Default is false.	N
restriction	Special Restriction	Indication of whether or not you want to specify additional parameters that tell the Controller how to handle exceptions, such as when the trigger is satisfied on a holiday or non-business day. You can specify simple and/or complex restrictions. For example, you can specify a <code>simpleRestriction</code> that disables the trigger if it is satisfied on a holiday identified in the calendar and/or a <code>restrictionComplex</code> that disables the trigger on the last business day of every month.	Boolean; Valid values: true/false. Default is false.	N

restrictionAdjective	Restriction Adjective	Type of selection for restrictionNoun.	<p>Valid values:</p> <ul style="list-style-type: none"> As String = Every, As Value = 0 As String = 1st, As Value = 1 As String = 2nd, As Value = 2 As String = 3rd, As Value = 3 As String = 4th, As Value = 4 As String = Last, As Value = 5 As String = Nth, As Value = 6 <p>Default is Every (0).</p>	Y (if restrictionComplex is enabled)
restrictionComplex	Complex Restriction	Set only if restriction is true; Set of parameters that determine one or more situations when this trigger should not be satisfied. Used in conjunction with restrictionMode, restrictionAdjective, restrictionNoun, and restrictionQualifier. For example, you can specify that you do not want to satisfy this trigger on the last business day of the year or the first day of each month.	Boolean; Valid values: true/false. Default is false.	Y (if restrictionSimple is false)
restrictionMode	Restriction Mode	Set only if restrictionSimple is true; Specification for whether you want to use restrictionSimple- and/or restrictionComplex-related values.	<p>Valid values:</p> <ul style="list-style-type: none"> As String = And, As Value = 1 As String = Or, As Value = 2 <p>Default is Or (2).</p>	Y (if restrictionSimple and restrictionComplex are true)
restrictionNoun	Restriction Noun	<p>Day to restrict the trigger to.</p> <p>To specify a Custom Day, use the name of the Custom Day. For example:</p> <p>XML <restrictionNoun>CustomDay1</restrictionNoun></p> <p>JSON "restrictionNoun": { "value": "CustomDay1" }</p> <p>To specify a Local Custom Day, use the local attribute. For example:</p> <p>XML <restrictionNoun local="true">CustomDay2</restrictionNoun></p> <p>JSON "restrictionNoun": { "local": "true", "value": "CustomDay2" }</p> <p>Note  The Calendar for the trigger is used to verify Custom Day references.</p>	<p>Valid values:</p> <ul style="list-style-type: none"> As String = Sunday, As Value = 1 As String = Monday, As Value = 2 As String = Tuesday, As Value = 3 As String = Wednesday, As Value = 4 As String = Thursday, As Value = 5 As String = Friday, As Value = 6 As String = Saturday, As Value = 7 As String = Day, As Value = 8 As String = Business Day, As Value = 9 	Y (if restrictionComplex is true)
restrictionNthAmount	Restriction Nth Amount	Set only if restrictionAdjective is Nth (6); value of N.	Integer	Y (if restrictionAdjective is Nth)

restrictionQualifier	Restriction Qualifier	<p>Period to restrict the trigger to.</p> <p>To specify a Custom Day Period, use the name of the Custom Day Period. For example:</p> <p>XML <code><restrictionQualifier>CustomDayPeriod1</restrictionQualifier></code></p> <p>JSON <pre>"restrictionQualifier": { "value": "CustomDayPeriod1" }</pre></p> <p>To specify a Local Custom Day Period, use the local attribute. For example:</p> <p>XML <code><restrictionQualifier local="true">CustomDayPeriod2</restrictionQualifier></code></p> <p>JSON <pre>"restrictionQualifier": { "local": "true", "value": "CustomDayPeriod2" }</pre></p> <p>Note  The Calendar for the trigger is used to verify Custom Day references.</p>	<p>Valid values:</p> <ul style="list-style-type: none"> As String = Jan, As Value = 0 As String = Feb, As Value = 1 As String = Mar, As Value = 2 As String = Apr, As Value = 3 As String = May, As Value = 4 As String = Jun, As Value = 5 As String = Jul, As Value = 6 As String = Aug, As Value = 7 As String = Sep, As Value = 8 As String = Oct, As Value = 9 As String = Nov, As Value = 10 As String = Dec, As Value = 11 As String = Month, As Value = 12 As String = Year, As Value = 13 	Y (if restrictionComplex is true)
restrictionSimple	Simple Restriction	Set only if <code>restriction</code> is true; Specification to set a simple restriction based on a specific situation.	Boolean; Valid values: true/false. Default is false.	Y (if restrictionComplex is false)
retainSysIds	n/a	<p>Specification for whether or not the web service will persist the <code>sysId</code> property.</p> <ul style="list-style-type: none"> If <code>retainSysIds="true"</code> and <code>sysId</code> is included in the request/response, <code>sysId</code> will be persisted to the database. If <code>retainSysIds="false"</code> and <code>sysId</code> is included in the request/response, <code>sysId</code> will be ignored; it will be autogenerated by the Controller. <p>Note  In XML web services, <code>retainSysIds</code> is specified as an attribute in the <code><trigger></code> element.</p>	Valid values: true/false (default is true).	N
retentionDuration	Retention Duration	Set only if <code>retentionDurationPurge</code> is selected; Minimum retention duration for the selected <code>retentionDurationUnit</code> before triggered task instances can qualify for purge.	Integer	N
retentionDurationPurge	Purge By Retention Duration	Specification for whether triggered task instances can be purged by retention duration.	Boolean; Valid values: true/false. Default is false.	N
retentionDurationUnit	Retention Duration Unit	Set only if <code>retentionDurationPurge</code> is selected; Retention duration unit.	<p>Valid values:</p> <ul style="list-style-type: none"> As String = Hours, As Value = 3 As String = Days, As Value = 4 <p>Default is Days (4).</p>	N

simulationOption	Simulate	For Cron, Temporary, and Time triggers only; Enables the override of the Enable Trigger Simulation Universal Controller system property specification for whether or not to simulate the launching of tasks when triggers are eligible to fire. (If simulationOption is enabled, only the scheduled launch of the task by the trigger is inhibited.)	Valid values: <ul style="list-style-type: none"> --System Default --, As Value = 0 As String = True, As Value = 1 As String = False, As Value = 2 Default is --System Default – (0).	N
situation	Situation	Type of day that causes the Controller to initiate the specified action.	Valid values: <ul style="list-style-type: none"> As String = Holiday, As Value = 1 As String = Non Business Day, As Value = 2 Default is Holiday (1).	Y (if restrictionSimple is true)
skipActive	Skip Trigger if Active	Deprecated. Indication for whether or not the Controller should skip the next run of the specified task(s) if the previous run has not gone to a Complete status (that is, it is still active).	Boolean; Valid values: true/false. Default is false.	N
skipAfterDate	Skip After Date	Date after which the trigger will be skipped.		N
skipAfterTime	Skip After Time	Time after which the trigger will be skipped.		N
skipBeforeDate	Skip Before Date	Date before which the trigger will be skipped.		N
skipBeforeTime	Skip Before Time	Time before which the trigger will be skipped.		N
skipCondition	Task Launch Skip Condition	Controls when launching a task for the trigger will be skipped. Note  When reading a Trigger, both skipActive and skipCondition are returned. When creating/updating a Trigger, skipCondition is used if present. If skipCondition is not present, skipActive is used. If both skipActive and skipCondition are present, skipActive can be set to true only if skipCondition is Active (1).	Valid values: <ul style="list-style-type: none"> As String = None, As Value = 0 As String = Active, As Value = 1 As String = Active By Trigger, As Value = 2 Default is None (0).	N
skipCount	Skip Count	Specification that the Controller should skip the next N times that this task is triggered.	Integer; Default is 0.	N
skipDateList	Skip Date List	Date(s) on which the trigger will be skipped.		

skipRestriction	Skip Restriction	Specification for when the trigger should skip and not launch the task(s).	Valid values: <ul style="list-style-type: none"> As String = None, As Value = 0 As String = Before, As Value = 1 As String = After, As Value = 2 As String = Span, As Value = 3 As String = On, As Value = 4 Default is None (0).	
sysId	n/a	System ID field in the database for this trigger.	Persisted only if retain SysIds is set to true.	N
tasks	Tasks	Name of the task(s) being triggered when this trigger is satisfied. XML <pre><tasks><task>uc - Demo</task></tasks></pre> JSON <pre>"tasks": ["uc - Demo"]</pre>		Y
timeZone	Time Zone	Name of the time zone that will be applied to the time(s) specified in the trigger.		Y
version	n/a	For Read and List web services; specification of the version being read or listed. Note In  XML web services, <code>version</code> is specified as an attribute in the <code><trigger></code> element.		Y

Trigger Properties: Task Monitor Trigger

Property	UI Field Name	Description	Specifications	Required
enabledEnd	Enabled End	End time of the period during which the trigger should be active.	Use 24-hour time; format is hh:mm	Y (if <code>restrictedTimes</code> is true)
enabledStart	Enabled Start	Start time of the period during which the trigger should be active.	Use 24-hour time; format is hh:mm	Y (if <code>restrictedTimes</code> is true)
restrictedTimes	Restrict Times	Indication that the trigger is active only during the period specified by <code>enabledStart</code> and <code>enabledEnd</code> .	Boolean; Valid values: true/false. Default is false.	N
taskMonitor	Task Monitor	Task Monitor task being executed.		Y

Trigger-Related Records Properties: Variables

Property	UI Field Name	Description	Specifications	Required
description	Description	Description of the variable.		N
name	Name	Name of the variable.		Y
value	Value	Value of the variable.		Y

Temporary Trigger Web Services

- [Overview](#)
- [Create a Temporary Trigger](#)
- [Modify a Temporary Trigger](#)
- [Read a Temporary Trigger](#)
 - [Read a Temporary Trigger: URI Parameters](#)
- [Temporary Trigger: XML and JSON Examples](#)
- [Properties](#)
 - [Trigger Properties: All Triggers](#)
 - [Trigger Properties: Temporary Trigger](#)
 - [Trigger-Related Records Properties: Variables](#)

Overview

Universal Controller supports the following RESTful-based web services for Temporary Trigger operations, which are listed alphabetically on this page.

- [Create a Temporary Trigger](#)
- [Modify a Temporary Trigger](#)
- [Read a Temporary Trigger](#)

Formatting specifications for each web service, including details about parameter requirements, are provided.

Note



For information on Trigger web services that are applicable to all trigger types, see:

- [Delete a Trigger](#)
- [Enable/Disable a Trigger](#)
- [List Triggers](#)
- [Trigger a Task](#)

Create a Temporary Trigger

	Description
URI	http://host_name/uc/resources/trigger
HTTP Method	POST
Description	Creates a new Temporary Trigger.
Example URI	http://localhost:8080/uc/resources/trigger
Consumes Content-Type	application/xml, application/json
Produces Content-Type	n/a
Example Request	See Temporary Trigger: XML and JSON Examples .

Trigger Properties	<ul style="list-style-type: none"> • See Trigger Properties: All Triggers. • See Trigger Properties: Temporary Trigger.
Trigger-Related Record Properties	<ul style="list-style-type: none"> • See Trigger-Related Records Properties: Variables.
Example Response	<ul style="list-style-type: none"> • Status 200 /OK Successfully created the <trigger type> trigger.

Modify a Temporary Trigger

	Description
URI	http://host_name/uc/resources/trigger
HTTP Method	PUT
Description	<p>Modifies the trigger specified by the sysId in the request.</p> <p>To modify Temporary Trigger properties without modifying related records, use the excludeRelated property.</p>
Example URI	http://localhost:8080/uc/resources/trigger
Consumes Content-Type	application/xml, application/json
Produces Content-Type	n/a
Example Request	See Temporary Trigger: XML and JSON Examples .
Trigger Properties	<ul style="list-style-type: none"> • See Trigger Properties: All Triggers. • See Trigger Properties: Temporary Trigger.
Trigger-Related Record Properties	<ul style="list-style-type: none"> • See Trigger-Related Records Properties: Variables.
Example Response	<ul style="list-style-type: none"> • Status 200 /OK Successfully updated the <trigger type> trigger to version <version>.

Read a Temporary Trigger

	Description
--	-------------

URI	http://host_name/uc/resources/trigger
HTTP Method	GET
Description	Retrieves information for the specified trigger
URI Parameters	See Read a Temporary Trigger: URI Parameters , below.
Example URI	<ul style="list-style-type: none"> http://localhost:8080/uc/resources/trigger?triggername=testTrigger http://localhost:8080/uc/resources/trigger?triggerid=d26265a2c4f345359d9b356f18a462c1
Consumes Content-Type	n/a
Produces Content-Type	application/xml, application/json
Trigger Properties	<ul style="list-style-type: none"> See Trigger Properties: All Triggers. See Trigger Properties: Temporary Trigger.
Trigger-Related Record Properties	<ul style="list-style-type: none"> See Trigger-Related Records Properties: Variables.
Example Response	<ul style="list-style-type: none"> Status 200 /OK (See Temporary Trigger: XML and JSON Examples.) Status 404 /Not Found A trigger with id "f87848b00a0001037f43e7c81c8ec969" does not exist.

Read a Temporary Trigger: URI Parameters

Name	Description	Specifications	Required	Mutually Exclusive With
triggerid	Unique ID for this trigger.		Y (unless triggername is specified)	triggername
triggername	Name used within the Controller to identify this trigger.	Maximum 40 alphanumerics.	Y (unless triggerid is specified)	triggerid

Temporary Trigger: XML and JSON Examples

retainSysIds and version properties are specified as attributes in the <trigger type> element in XML.



Examples	XML	JSON
----------	-----	------

<p>Example for Trigger</p>	<pre><triggerTemp retainSysIds="true"version="1"><variables /><action>Do Not Trigger</action><calendar>System Default</calendar><dayLogic>And</dayLogic><dayOfMonth>*</dayOfMonth><dayOfWeek>Mon-Fri</dayOfWeek><description>Run task once in the future</description><disabledBy></disabledBy><disabledTime></disabledTime><enabled>true</enabled><enabledBy>ops.admin</enabledBy><enabledTime>2021-03-03 12:46:11-0500</enabledTime><forecast>>false</forecast><keepTrigger>>false</keepTrigger><name>uc - Future Task</name><nextScheduleTime>2021-03-04 00:00:00 -0500</nextScheduleTime><opswiseGroups /><rdExcludeBackup>true</rdExcludeBackup><retentionDuration>1</retentionDuration><retentionDurationPurge>true</retentionDurationPurge><retentionDurationUnit>Days</retentionDurationUnit><simulationOption>-- System Default --</simulationOption><situation>Holiday</situation><skipCondition>None</skipCondition><sysId>0fc6b7d9c0a801c9017b6c27c259937e</sysId><tasks><task>Sleep 30</task></tasks><tdate>2020-10-13</tdate><timeZone /><ttime>09:15</ttime></triggerTemp></pre>	<pre>{ "type": "triggerTemp", "action": "Do Not Trigger", "calendar": "System Default", "dayLogic": "And", "dayOfMonth": "*", "dayOfWeek": "Mon-Fri", "description": "Run task once in the future", "disabledBy": "", "disabledTime": "", "enabled": true, "enabledBy": "ops.admin", "enabledTime": "2021-03-03 12:46:11-0500", "forecast": false, "keepTrigger": false, "name": "uc - Future Task", "nextScheduledTime": "2021-03-04 00:00:00 -0500", "opswiseGroups": [], "rdExcludeBackup": true, "retainSysIds": true, "retentionDuration": 1, "retentionDurationPurge": true, "retentionDurationUnit": "Days", "simulationOption": "-- System Default --", "situation": "Holiday", "skipCondition": "None", "sysId": "9c659c9c2c72460c9a2057663257b0be", "tasks": ["Sleep 30"], "tdate": "2020-10-13", "timeZone": null, "ttime": "09:15", "variables": [], "version": 1 }</pre>
<p>Example for Trigger-Related Records</p>	<pre><variables><variable><description /><name>testVar</name><value>value</value></variable></variables></pre>	<pre>"variables": [{ "description": "description", "name": "var1", "value": "value1", }]</pre>





Properties



Trigger Properties: All Triggers

Property	UI Field Name	Description	Specifications	Required
----------	---------------	-------------	----------------	----------

action	Action	For all trigger types except Manual and Temporary; Action to take on a non-business day or holiday (see <i>situation</i>).	<p>Valid values:</p> <ul style="list-style-type: none"> As String = Do Not Trigger, As Value = 1 As String = Next Day, As Value = 2 As String = Next Business Day, As Value = 3 As String = Previous Day, As Value = 4 As String = Previous Business Day, As Value = 5 <p>Default is Do Not Trigger (1).</p> <p>Note </p> <p>The following values are valid only for Cron and Time triggers:</p> <ul style="list-style-type: none"> Next Day (2) Next Business Day (3) Previous Day (4) Previous Business Day (5) 	Y (if <i>restriction</i> is true.)
calendar	Calendar	Calendar that defines the business days, holidays, and other special days that determine the run dates for the task(s) specified in the trigger. The Calendar will be used to verify any Custom Day references in <i>restrictionNoun</i> .	Default is System Default.	Y
description	Description	Description of this trigger.		N
disabledBy	Disabled By	System-supplied. If Status = Enabled, ID of the user who most recently disabled this trigger.	Read-only.	N
disabledTime	Disabled Time	System-supplied. If Status = Enabled, Date and time that the trigger was disabled.	Read-only.	N
enabled	Status	System-defined; Specification for whether or nor the trigger is enabled. Only enabled triggers are processed by the Controller.	Read-only.	N
enabledBy	Enabled By	System-supplied. If Status = Enabled, ID of the user who most recently enabled this trigger.	Read-only.	N
enabledTime	Enabled Time	System-supplied. If Status = Enabled, Date and time that the trigger was enabled.	Read-only.	N
excludeRelated	n/a	For Modify Trigger web services; specification for whether or not to exclude related records from the update, even if they are provided in the request. Note  In XML web services, <i>excludeRelated</i> is specified as an attribute in the <trigger> element.	Valid values: true/false (default is false).	N
forecast	Forecast	For Cron, Temporary, and Time triggers only; Date and time when this trigger will be satisfied for the next number days, as specified in the Forecast Period In Days Universal Controller system property. The Controller writes the forecasting entries to the Forecasts List .	Boolean; Valid values: true/false. Default is false.	N
name	Name	Name used within the Controller to identify this trigger.	Maximum 255 alphanumerics.	Y
nextScheduledTime	Next Scheduled Time	System-supplied; for time-based triggers. If Status = Enabled, the next date and time this trigger will be satisfied. See Displaying Trigger Forecast Information .	Read-only.	N

opwiseGroups	Member of Business Services	<p>List of Business Service(s) that this trigger belongs to.</p> <p>XML</p> <pre><opwiseGroups><opwiseGroup>test</opwiseGroup></opwiseGroups></pre> <p>JSON</p> <pre>"opwiseGroups": ["test"]</pre>		N
rdExcludeBackup	Exclude Backup	Set only if <code>retentionDurationPurge</code> is selected; Specification for whether qualifying task instances can be excluded from the backup when being purged by retention duration.	Boolean; Valid values: true/false. Default is false.	N
restriction	Special Restriction	Indication of whether or not you want to specify additional parameters that tell the Controller how to handle exceptions, such as when the trigger is satisfied on a holiday or non-business day. You can specify simple and/or complex restrictions. For example, you can specify a <code>simpleRestriction</code> that disables the trigger if it is satisfied on a holiday identified in the calendar and/or a <code>restrictionComplex</code> that disables the trigger on the last business day of every month.	Boolean; Valid values: true/false. Default is false.	N
restrictionAdjective	Restriction Adjective	Type of selection for <code>restrictionNoun</code> .	<p>Valid values:</p> <ul style="list-style-type: none"> As String = Every, As Value = 0 As String = 1st, As Value = 1 As String = 2nd, As Value = 2 As String = 3rd, As Value = 3 As String = 4th, As Value = 4 As String = Last, As Value = 5 As String = Nth, As Value = 6 <p>Default is Every (0).</p>	Y (if <code>restrictionComplex</code> is enabled)
restrictionComplex	Complex Restriction	Set only if <code>restriction</code> is true; Set of parameters that determine one or more situations when this trigger should not be satisfied. Used in conjunction with <code>restrictionMode</code> , <code>restrictionAdjective</code> , <code>restrictionNoun</code> , and <code>restrictionQualifier</code> . For example, you can specify that you do not want to satisfy this trigger on the last business day of the year or the first day of each month.	Boolean; Valid values: true/false. Default is false.	Y (if <code>restrictionSimple</code> is false.)
restrictionMode	Restriction Mode	Set only if <code>restrictionSimple</code> is true; Specification for whether you want to use <code>restrictionSimple</code> - and/or <code>restrictionComplex</code> -related values.	<p>Valid values:</p> <ul style="list-style-type: none"> As String = And, As Value = 1 As String = Or, As Value = 2 <p>Default is Or (2).</p>	Y if <code>restrictionSimple</code> and <code>restrictionComplex</code> are true.

<p>restrictionNoun</p>	<p>Restriction Noun</p>	<p>Day to restrict the trigger to.</p> <p>To specify a Custom Day, use the name of the Custom Day. For example:</p> <p>XML <code><restrictionNoun>CustomDay1</restrictionNoun></code></p> <p>JSON <pre>"restrictionNoun": { "value": "CustomDay1" }</pre></p> <p>To specify a Local Custom Day, use the local attribute. For example:</p> <p>XML <code><restrictionNoun local="true">CustomDay2</restrictionNoun></code></p> <p>JSON <pre>"restrictionNoun": { "local": "true", "value": "CustomDay2" }</pre></p> <p>Note  The  Calendar for the trigger is used to verify Custom Day references.</p>	<p>Valid values:</p> <ul style="list-style-type: none"> As String = Sunday, As Value = 1 As String = Monday, As Value = 2 As String = Tuesday, As Value = 3 As String = Wednesday, As Value = 4 As String = Thursday, As Value = 5 As String = Friday, As Value = 6 As String = Saturday, As Value = 7 As String = Day, As Value = 8 As String = Business Day, As Value = 9 	<p>Y (if restrictionComplex is true.)</p>
<p>restrictionQualifier</p>	<p>Restriction Qualifier</p>	<p>Period to restrict the trigger to.</p> <p>To specify a Custom Day Period, use the name of the Custom Day Period. For example:</p> <p>XML <code><restrictionQualifier>CustomDayPeriod1</restrictionQualifier></code></p> <p>JSON <pre>"restrictionQualifier": { "value": "CustomDayPeriod1" }</pre></p> <p>To specify a Local Custom Day Period, use the local attribute. For example:</p> <p>XML <code><restrictionQualifier local="true">CustomDayPeriod2</restrictionQualifier></code></p> <p>JSON <pre>"restrictionQualifier": { "local": "true", "value": "CustomDayPeriod2" }</pre></p> <p>Note  The  Calendar for the trigger is used to verify Custom Day references.</p>	<p>Valid values:</p> <ul style="list-style-type: none"> As String = Jan, As Value = 0 As String = Feb, As Value = 1 As String = Mar, As Value = 2 As String = Apr, As Value = 3 As String = May, As Value = 4 As String = Jun, As Value = 5 As String = Jul, As Value = 6 As String = Aug, As Value = 7 As String = Sep, As Value = 8 As String = Oct, As Value = 9 As String = Nov, As Value = 10 As String = Dec, As Value = 11 As String = Month, As Value = 12 As String = Year, As Value = 13 	<p>Y (if restrictionComplex is true.)</p>
<p>restrictionSimple</p>	<p>Simple Restriction</p>	<p>Set only if restriction is true; Specification to set a simple restriction based on a specific situation.</p>	<p>Boolean; Valid values: true/false. Default is false.</p>	<p>Y (if restrictionComplex is false.)</p>

retainSysIds	n/a	<p>Specification for whether or not the web service will persist the <code>sysId</code> property.</p> <ul style="list-style-type: none"> • If <code>retainSysIds="true"</code> and <code>sysId</code> is included in the request/response, <code>sysId</code> will be persisted to the database. • If <code>retainSysIds="false"</code> and <code>sysId</code> is included in the request/response, <code>sysId</code> will be ignored; it will be autogenerated by the Controller. <p>Note </p> <p>In XML web services, <code>retainSysIds</code> is specified as an attribute in the <code><trigger></code> element.</p>	Valid values: true/false (default is true).	N
retentionDuration	Retention Duration	Set only if <code>retentionDurationPurge</code> is selected; Minimum retention duration for the selected <code>retentionDurationUnit</code> before triggered task instances can qualify for purge.	Integer	N
retentionDurationPurge	Purge By Retention Duration	Specification for whether triggered task instances can be purged by retention duration.	Boolean; Valid values: true/false. Default is false.	N
retentionDurationUnit	Retention Duration Unit	Set only if <code>retentionDurationPurge</code> is selected; Retention duration unit.	<p>Valid values:</p> <ul style="list-style-type: none"> • As String = Hours, As Value = 3 • As String = Days, As Value = 4 <p>Default is Days (4).</p>	N
simulationOption	Simulate	For Cron, Temporary, and Time triggers only; Enables the override of the Enable Trigger Simulation Universal Controller system property specification for whether or not to simulate the launching of tasks when triggers are eligible to fire. (If <code>simulationOption</code> is enabled, only the scheduled launch of the task by the trigger is inhibited.)	<p>Valid values:</p> <ul style="list-style-type: none"> • --System Default --, As Value = 0 • As String = True, As Value = 1 • As String = False, As Value = 2 <p>Default is --System Default – (0).</p>	N
situation	Situation	Type of day that causes the Controller to initiate the specified action.	<p>Valid values:</p> <ul style="list-style-type: none"> • As String = Holiday, As Value = 1 • As String = Non Business Day, As Value = 2 <p>Default is Holiday (1).</p>	Y (if <code>restrictionSimple</code> is true)
skipActive	Skip Trigger if Active	Deprecated. Indication for whether or not the Controller should skip the next run of the specified task(s) if the previous run has not gone to a Complete status (that is, it is still active).	Boolean; Valid values: true/false. Default is false.	N
skipCondition	Task Launch Skip Condition	<p>Controls when launching a task for the trigger will be skipped.</p> <p>Note </p> <p>When reading a Trigger, both <code>skipActive</code> and <code>skipCondition</code> are returned. When creating/updating a Trigger, <code>skipCondition</code> is used if present. If <code>skipCondition</code> is not present, <code>skipActive</code> is used. If both <code>skipActive</code> and <code>skipCondition</code> are present, <code>skipActive</code> can be set to true only if <code>skipCondition</code> is Active (1).</p>	<p>Valid values:</p> <ul style="list-style-type: none"> • As String = None, As Value = 0 • As String = Active, As Value = 1 • As String = Active By Trigger, As Value = 2 <p>Default is None (0).</p>	N

sysId	n/a	System ID field in the database for this trigger.	Persisted only if retain SysIds is set to true.	N
tasks	Tasks	Name of the task(s) being triggered when this trigger is satisfied. XML <pre><tasks><task>uc - Demo</task></tasks></pre> JSON <pre>"tasks": ["uc - Demo"]</pre>		Y
timeZone	Time Zone	Name of the time zone that will be applied to the time(s) specified in the trigger.		Y
version	n/a	For Read and List web services; specification of the version being read or listed. Note In  web services, <code>version</code> is specified as an attribute in the <code><trigger></code> element.		Y

Trigger Properties: Temporary Trigger

Property	UI Field Name	Description	Specifications	Required
keepTrigger	Keep Trigger	Specification for whether the trigger will be set to Disabled (true) or Deleted (false) after the Next Schedule Time.	Boolean; Valid values: true/false. Default is false.	N
tdate	Date	Date when the trigger will be run.	Format: yyyy-mm-dd	Y
ttime	Time	Time when the trigger will be run.	Format: hh:mm	Y

Trigger-Related Records Properties: Variables

Property	UI Field Name	Description	Specifications	Required
description	Description	Description of the variable.		N
name	Name	Name of the variable.		Y
value	Value	Value of the variable.		Y

Time Trigger Web Services

- [Overview](#)
- [Create a Time Trigger](#)
- [Modify a Time Trigger](#)
- [Read a Time Trigger](#)
 - [Read a Time Trigger: URI Parameters](#)
- [Time Trigger: XML and JSON Examples](#)
- [Properties](#)
 - [Trigger Properties: All Triggers](#)
 - [Trigger Properties: Time Trigger](#)
 - [Trigger-Related Records Properties: Variables](#)
- [Modify Time of Time Trigger](#)
 - [Modify Time of Time Trigger:XML and JSON Examples](#)
 - [Modify Time of Time Trigger: Request Properties](#)
- [List Trigger Qualifying Times](#)
 - [List Trigger Qualifying Times: URI Parameters](#)
 - [List Trigger Qualifying Times: XML and JSON Examples](#)

Overview

Universal Controller supports the following RESTful-based web services for Time Trigger operations, which are listed alphabetically on this page.

- [Create a Time Trigger](#)
- [Modify a Time Trigger](#)
- [Read a Time Trigger](#)

Formatting specifications for each web service, including details about parameter requirements, are provided.

Note



For information on Trigger web services that are applicable to all trigger types, see:

- [Delete a Trigger](#)
- [Enable/Disable a Trigger](#)
- [List Triggers](#)
- [Trigger a Task](#)

Create a Time Trigger

	Description
URI	http://host_name/uc/resources/trigger
HTTP Method	POST
Description	Creates a new Time trigger.
Example URI	http://localhost:8080/uc/resources/trigger

Consumes Content-Type	application/xml, application/json
Produces Content-Type	n/a
Example Request	See Time Trigger: XML and JSON Examples .
Trigger Properties	<ul style="list-style-type: none"> • See Trigger Properties: All Triggers. • See Trigger Properties: Time Trigger.
Trigger-Related Record Properties	<ul style="list-style-type: none"> • See Trigger-Related Records Properties: Variables.
Example Response	<ul style="list-style-type: none"> • Status 200 /OK Successfully created the <trigger type> trigger.

Modify a Time Trigger

	Description
URI	http://host_name/uc/resources/trigger
HTTP Method	PUT
Description	<p>Modifies the trigger specified by the <code>sysId</code> in the request.</p> <p>To modify Time Trigger properties without modifying related records, use the <code>excludeRelated</code> property.</p>
Example URI	http://localhost:8080/uc/resources/trigger
Consumes Content-Type	application/xml, application/json
Produces Content-Type	n/a
Example Request	See Time Trigger: XML and JSON Examples .
Trigger Properties	<ul style="list-style-type: none"> • See Trigger Properties: All Triggers. • See Trigger Properties: Time Trigger.
Trigger-Related Record Properties	<ul style="list-style-type: none"> • See Trigger-Related Records Properties: Variables.
Example Response	<ul style="list-style-type: none"> • Status 200 /OK Successfully updated the <trigger type> trigger to version <version>.

Read a Time Trigger

	Description
URI	http://host_name/uc/resources/trigger
HTTP Method	GET
Description	Retrieves information for the specified trigger
URI Parameters	See Read a Time Trigger: URI Parameters , below.
Example URI	<ul style="list-style-type: none"> http://localhost:8080/uc/resources/trigger?triggername=testTrigger http://localhost:8080/uc/resources/trigger?triggerid=d26265a2c4f345359d9b356f18a462c1
Consumes Content-Type	n/a
Produces Content-Type	application/xml, application/json
Trigger Properties	<ul style="list-style-type: none"> See Trigger Properties: All Triggers. See Trigger Properties: Time Trigger.
Trigger-Related Record Properties	<ul style="list-style-type: none"> See Trigger-Related Records Properties: Variables.
Example Response	<ul style="list-style-type: none"> Status 200 /OK (See Time Trigger: XML and JSON Examples.) Status 404 /Not Found A trigger with id "f87848b00a0001037f43e7c81c8ec969" does not exist.

Read a Time Trigger: URI Parameters

Name	Description	Specifications	Required	Mutually Exclusive With
triggerid	Unique ID for this trigger.		Y (unless triggername is specified)	triggername
triggername	Name used within the Controller to identify this trigger.	Maximum 40 alphanumeric.	Y (unless triggerid is specified)	triggerid

Time Trigger: XML and JSON Examples

retainSyslds and version properties are specified as attributes in the <trigger type> element in XML.



Examples	XML	JSON
Example for Trigger	<pre> <triggerTime retainSysIds="true"version="1"><variables /><action>Do Not Trigger</action> <adjustInterval>true</adjustInterval> <adjustmentAmount>1</adjustmentAmount> <adjustmentType>Day</adjustmentType> <calendar>System Default</calendar> <dateAdjective>Every</dateAdjective> <dateAdjustment>None</dateAdjustment> <dateNoun>Saturday1</dateNoun> <dateQualifier>Year</dateQualifier> <dayInterval>2</dayInterval> <dayStyle>Complex</dayStyle><description /> <disabledBy></disabledBy> <disabledTime></disabledTime> <enabled>true</enabled> <enabledBy>ops.admin</enabledBy> <enabledTime>2021-03-03 12:46:11-0500</enabledTime> <enabledEnd>00:00</enabledEnd> <enabledStart>00:00</enabledStart><forecast>false</forecast><fri>false</fri> <intervalStartingDate>2015-06-17</intervalStartingDate> <mon>false</mon><name>test special day</name> <nextScheduleTime>2021-03-04 00:00:00-0500</nextScheduleTime><opswiseGroups /><rdExcludeBackup>true</rdExcludeBackup><restrictedTimes>false</restrictedTimes><restriction>false</restriction><restrictionAdjective>Every</restrictionAdjective><restrictionComplex>false</restrictionComplex><restrictionMode>Or</restrictionMode><restrictionNoun>Day</restrictionNoun><restrictionNthAmount /><restrictionQualifier>Year</restrictionQualifier><restrictionSimple>false</restrictionSimple><retentionDuration>1</retentionDuration><retentionDurationPurge>true</retentionDurationPurge><retentionDurationUnit>Days</retentionDurationUnit> <sat>false</sat> <simpleDateType>Daily</simpleDateType><simulationOption>-- System Default --</simulationOption><situation>Holiday</situation><skipAfterDate>2020-05-28</skipAfterDate> <skipAfterTime>02:15</skipAfterTime> </pre>	<pre> { "type": "triggerTime", "action": "Do Not Trigger", "adjustInterval": true, "adjustmentAmount": 1, "adjustmentType": "Day", "calendar": "System Default", "dateAdjective": "Every", "dateAdjustment": "None", "dateNoun": { "value": "Saturday1" }, "dateQualifier": { "value": "Year" }, "dayInterval": 2, "dayStyle": "Complex", "description": null, "disabledBy": "", "disabledTime": "", "enabled": true, "enabledBy": "ops.admin", "enabledTime": "2021-03-03 12:46:11-0500", "enabledEnd": "00:00", "enabledStart": "00:00", "forecast": false, "fri": false, "intervalStartingDate": null, "mon": false, "name": "test special day", "nextScheduledTime": "2021-03-04 00:00:00 -0500", "opswiseGroups": [], "rdExcludeBackup": true, "restrictedTimes": false, "restriction": false, "restrictionAdjective": "Every", "restrictionComplex": false, "restrictionMode": "Or", "restrictionNoun": { "value": "Day" }, "restrictionNthAmount": null, "restrictionQualifier": { "value": "Year" }, "restrictionSimple": false, "retainSysIds": true, "retentionDuration": 1, "retentionDurationPurge": true, "retentionDurationUnit": "Days", "sat": false, "simpleDateType": "Daily", "simulationOption": "-- System Default --", "situation": "Holiday", "skipAfterDate": "2020-05-28", "skipAfterTime": "02:15", "skipBeforeDate": "2020-05-30", "skipBeforeTime": "17:30", "skipCondition": "None", "skipCount": 0, "skipDateList": [], "skipRestriction": "Span", "startTimeEnable": false, "startingAt": "**:00", "sun": false, "sysId": "9c659c9c2c72460c9a2057663257b0be", "tasks": ["Sleep 30"], </pre>

	<pre>> <skipBeforeDate>2020-05-30</skipBeforeDate> <skipBeforeTime>17:30</skipBeforeTime> <skipCondition>None</skipCondition> <skipCount>0</skipCount> <skipDateList /> <skipRestriction>Span</skipRestriction> <startTimeEnable>>false</startTimeEnable> <startingAt>*:00</startingAt> <sun>>false</sun><sysId>0fc6b7d9c0a801c9017b6c27c259937e</sysId><tasks> <task>Sleep 30</task></tasks> <thu>>false</thu> <time>00:00</time> <timeInterval /> <timeIntervalUnits>Hours</timeIntervalUnits> <timeStyle>Absolute</timeStyle><timeZone /> <tue>>false</tue> <wed>>false</wed></triggerTime></pre>	<pre>"thu": false, "time": "00:00", "timeInterval": null, "timeIntervalUnits": "Hours", "timeStyle": "Absolute", "timeZone": null, "tue": false, "variables": [], "version": 1 "wed": false, }</pre>
<p>Example for Trigger-Related Records</p>	<pre><variables><variable><description /><name>testVar</name><value>value</value></variable></variables></pre>	<pre>"variables": [{ "description": "description", "name": "var1", "value": "value1", }]</pre>



Properties


Trigger Properties: All Triggers


Property	UI Field Name	Description	Specifications	Required
----------	---------------	-------------	----------------	----------


action	Action	For all trigger types except Manual and Temporary; Action to take on a non-business day or holiday (see situation).	<p>Valid values:</p> <ul style="list-style-type: none"> As String = Do Not Trigger, As Value = 1 As String = Next Day, As Value = 2 As String = Next Business Day, As Value = 3 As String = Previous Day, As Value = 4 As String = Previous Business Day, As Value = 5 <p>Default is Do Not Trigger (1).</p> <p>Note </p> <p>The following values are valid only for Cron and Time triggers:</p> <ul style="list-style-type: none"> Next Day (2) Next Business Day (3) Previous Day (4) Previous Business Day (5) 	Y (if restriction is true)
calendar	Calendar	Calendar that defines the business days, holidays, and other special days that determine the run dates for the task(s) specified in the trigger. The Calendar will be used to verify any Custom Day references in <code>restrictionNoun</code> and <code>dateNoun</code> .	Default is System Default.	Y
description	Description	Description of this trigger.		N
disabledBy	Disabled By	System-supplied. If Status = Enabled, ID of the user who most recently disabled this trigger.	Read-only.	N
disabledTime	Disabled Time	System-supplied. If Status = Enabled, Date and time that the trigger was disabled.	Read-only.	N
enabled	Status	System-defined; Specification for whether or nor the trigger is enabled. Only enabled triggers are processed by the Controller.	Read-only.	N
enabledBy	Enabled By	System-supplied. If Status = Enabled, ID of the user who most recently enabled this trigger.	Read-only.	N
enabledTime	Enabled Time	System-supplied. If Status = Enabled, Date and time that the trigger was enabled.	Read-only.	N
excludeRelated	n/a	For Modify Trigger web services; specification for whether or not to exclude related records from the update, even if they are provided in the request. Note  In XML web services, <code>excludeRelated</code> is specified as an attribute in the <code><trigger></code> element.	Valid values: true/false (default is false).	N
forecast	Forecast	For Cron, Temporary, and Time triggers only; Date and time when this trigger will be satisfied for the next number days, as specified in the Forecast Period In Days Universal Controller system property. The Controller writes the forecasting entries to the Forecasts List .	Boolean; Valid values: true/false. Default is false.	N
name	Name	Name used within the Controller to identify this trigger.	Maximum 255 alphanumerics.	Y
nextScheduledTime	Next Scheduled Time	System-supplied; for time-based triggers. If Status = Enabled, the next date and time this trigger will be satisfied. See Displaying Trigger Forecast Information .	Read-only.	N

opwiseGroups	Member of Business Services	<p>List of Business Service(s) that this trigger belongs to.</p> <p>XML</p> <pre><opwiseGroups><opwiseGroup>test</opwiseGroup></opwiseGroups></pre> <p>JSON</p> <pre>"opwiseGroups": ["test"]</pre>		N
rdExcludeBackup	Exclude Backup	Set only if <code>retentionDurationPurge</code> is selected; Specification for whether qualifying task instances can be excluded from the backup when being purged by retention duration.	Boolean; Valid values: true/false. Default is false.	N
restriction	Special Restriction	Indication of whether or not you want to specify additional parameters that tell the Controller how to handle exceptions, such as when the trigger is satisfied on a holiday or non-business day. You can specify simple and/or complex restrictions. For example, you can specify a <code>simpleRestriction</code> that disables the trigger if it is satisfied on a holiday identified in the calendar and/or a <code>restrictionComplex</code> that disables the trigger on the last business day of every month.	Boolean; Valid values: true/false. Default is false.	N
restrictionAdjective	Restriction Adjective	Type of selection for <code>restrictionNoun</code> .	<p>Valid values:</p> <ul style="list-style-type: none"> As String = Every, As Value = 0 As String = 1st, As Value = 1 As String = 2nd, As Value = 2 As String = 3rd, As Value = 3 As String = 4th, As Value = 4 As String = Last, As Value = 5 As String = Nth, As Value = 6 <p>Default is Every (0).</p>	Y (if <code>restrictionComplex</code> is enabled)
restrictionComplex	Complex Restriction	Set only if <code>restriction</code> is true; Set of parameters that determine one or more situations when this trigger should not be satisfied. Used in conjunction with <code>restrictionMode</code> , <code>restrictionAdjective</code> , <code>restrictionNoun</code> , and <code>restrictionQualifier</code> . For example, you can specify that you do not want to satisfy this trigger on the last business day of the year or the first day of each month.	Boolean; Valid values: true/false. Default is false.	Y (if <code>restrictionSimple</code> is false)
restrictionMode	Restriction Mode	Set only if <code>restrictionSimple</code> is true; Specification for whether you want to use <code>restrictionSimple</code> - and/or <code>restrictionComplex</code> -related values.	<p>Valid values:</p> <ul style="list-style-type: none"> As String = And, As Value = 1 As String = Or, As Value = 2 <p>Default is Or (2).</p>	Y (if <code>restrictionSimple</code> and <code>restrictionComplex</code> are true)

restrictionNoun	Restriction Noun	<p>Day to restrict the trigger to.</p> <p>To specify a Custom Day, use the name of the Custom Day. For example:</p> <p>XML <code><restrictionNoun>CustomDay1</restrictionNoun></code></p> <p>JSON <pre>"restrictionNoun": { "value": "CustomDay1" }</pre></p> <p>To specify a Local Custom Day, use the local attribute. For example:</p> <p>XML <code><restrictionNoun local="true">CustomDay2</restrictionNoun></code></p> <p>JSON <pre>"restrictionNoun": { "local": "true", "value": "CustomDay2" }</pre></p> <p>Note  The Calendar for the trigger is used to verify Custom Day references.</p>	<p>Valid values:</p> <ul style="list-style-type: none"> As String = Sunday, As Value = 1 As String = Monday, As Value = 2 As String = Tuesday, As Value = 3 As String = Wednesday, As Value = 4 As String = Thursday, As Value = 5 As String = Friday, As Value = 6 As String = Saturday, As Value = 7 As String = Day, As Value = 8 As String = Business Day, As Value = 9 	<p>Y (if restrictionComplex is true)</p>
restrictionNthAmount	Restriction Nth Amount	<p>Set only if restrictionAdjective is Nth (6); value of N.</p>	<p>Integer</p>	<p>Y (if restrictionAdjective is Nth)</p>
restrictionQualifier	Restriction Qualifier	<p>Period to restrict the trigger to.</p> <p>To specify a Custom Day Period, use the name of the Custom Day Period. For example:</p> <p>XML <code><restrictionQualifier>CustomDayPeriod1</restrictionQualifier></code></p> <p>JSON <pre>"restrictionQualifier": { "value": "CustomDayPeriod1" }</pre></p> <p>To specify a Local Custom Day Period, use the local attribute. For example:</p> <p>XML <code><restrictionQualifier local="true">CustomDayPeriod2</restrictionQualifier></code></p> <p>JSON <pre>"restrictionQualifier": { "local": "true", "value": "CustomDayPeriod2" }</pre></p> <p>Note  The Calendar for the trigger is used to verify Custom Day references.</p>	<p>Valid values:</p> <ul style="list-style-type: none"> As String = Jan, As Value = 0 As String = Feb, As Value = 1 As String = Mar, As Value = 2 As String = Apr, As Value = 3 As String = May, As Value = 4 As String = Jun, As Value = 5 As String = Jul, As Value = 6 As String = Aug, As Value = 7 As String = Sep, As Value = 8 As String = Oct, As Value = 9 As String = Nov, As Value = 10 As String = Dec, As Value = 11 As String = Month, As Value = 12 As String = Year, As Value = 13 As String = Week, As Value = 14 	<p>Y (if restrictionComplex is true)</p>



restrictionSimple	Simple Restriction	Set only if <code>restriction</code> is true; Specification to set a simple restriction based on a specific situation.	Boolean; Valid values: true/false. Default is false.	Y (if <code>restrictionComplex</code> is false)
retainSysIds	n/a	Specification for whether or not the web service will persist the <code>sysId</code> property. <ul style="list-style-type: none"> • If <code>retainSysIds="true"</code> and <code>sysId</code> is included in the request/response, <code>sysId</code> will be persisted to the database. • If <code>retainSysIds="false"</code> and <code>sysId</code> is included in the request/response, <code>sysId</code> will be ignored; it will be autogenerated by the Controller. Note  In XML web services, <code>retainSysIds</code> is specified as an attribute in the <trigger> element.	Valid values: true/false (default is true).	N
retentionDuration	Retention Duration	Set only if <code>retentionDurationPurge</code> is selected; Minimum retention duration for the selected <code>retentionDurationUnit</code> before triggered task instances can qualify for purge.	Integer	N
retentionDurationPurge	Purge By Retention Duration	Specification for whether triggered task instances can be purged by retention duration.	Boolean; Valid values: true/false. Default is false.	N
retentionDurationUnit	Retention Duration Unit	Set only if <code>retentionDurationPurge</code> is selected; Retention duration unit.	Valid values: <ul style="list-style-type: none"> • As String = Hours, As Value = 3 • As String = Days, As Value = 4 Default is Days (4).	N
simulationOption	Simulate	For Cron, Temporary, and Time triggers only; Enables the override of the Enable Trigger Simulation Universal Controller system property specification for whether or not to simulate the launching of tasks when triggers are eligible to fire. (If <code>simulationOption</code> is enabled, only the scheduled launch of the task by the trigger is inhibited.)	Valid values: <ul style="list-style-type: none"> • --System Default --, As Value = 0 • As String = True, As Value = 1 • As String = False, As Value = 2 Default is --System Default – (0).	N
situation	Situation	Type of day that causes the Controller to initiate the specified action.	Valid values: <ul style="list-style-type: none"> • As String = Holiday, As Value = 1 • As String = Non Business Day, As Value = 2 Default is Holiday (1).	Y (if <code>restrictionSimple</code> is true)
skipActive	Skip Trigger if Active	Deprecated. Indication for whether or not the Controller should skip the next run of the specified task(s) if the previous run has not gone to a Complete status (that is, it is still active).	Boolean; Valid values: true/false. Default is false.	N
skipAfterDate	Skip After Date	Date after which the trigger will be skipped.		N
skipAfterTime	Skip After Time	Time after which the trigger will be skipped.		N
skipBeforeDate	Skip Before Date	Date before which the trigger will be skipped.		N

skipBeforeTime	Skip Before Time	Time before which the trigger will be skipped.		N
skipCondition	Task Launch Skip Condition	Controls when launching a task for the trigger will be skipped.  Note When reading a Trigger, both skipActive and skipCondition are returned. When creating/updating a Trigger, skipCondition is used if present. If skipCondition is not present, skipActive is used. If both skipActive and skipCondition are present, skipActive can be set to true only if skipCondition is Active (1).	Valid values: <ul style="list-style-type: none"> As String = None, As Value = 0 As String = Active, As Value = 1 As String = Active By Trigger, As Value = 2 Default is None (0).	N
skipCount	Skip Count	Specification that the Controller should skip the next N times that this task is triggered.	Integer; Default is 0.	N
skipDateList	Skip Date List	Date(s) on which the trigger will be skipped.		
skipRestriction	Skip Restriction	Specification for when the trigger should skip and not launch the task(s).	Valid values: <ul style="list-style-type: none"> As String = None, As Value = 0 As String = Before, As Value = 1 As String = After, As Value = 2 As String = Span, As Value = 3 As String = On, As Value = 4 Default is None (0).	
sysId	n/a	System ID field in the database for this trigger.	Persisted only if retain SysIds is set to true.	N
tasks	Tasks	Name of the task(s) being triggered when this trigger is satisfied. XML <pre><tasks><task>uc - Demo</task></tasks></pre> JSON <pre>"tasks": ["uc - Demo"]</pre>		Y
timeZone	Time Zone	Name of the time zone that will be applied to the time(s) specified in the trigger.		Y

version	n/a	For Read and List web services; specification of the version being read or listed. Note  In XML web services, version is specified as an attribute in the <trigger> element.		Y
---------	-----	---	--	---

Trigger Properties: Time Trigger

Property	UI Field Name	Description	Specifications	Required
adjustInterval	Adjust Interval To Enable Start	Set only if restrictedTimes is true; Specification for whether to always begin at the enabledStart (true) or based upon the actual interval (false).	Boolean; Valid values: true/false. Default is true.	N
adjustmentAmount	Adjustment Amount	Set only if dayStyle is Complex; Number of Days or Business Days to adjust your date setting.	Integer.	Y (if dateAdjustment is less (1) or plus (2))
adjustmentType	Adjustment Type	Set only if dayStyle is Complex; Type of day by which to adjust your date setting.	Valid values: <ul style="list-style-type: none"> As String = Day, As Value = 1 As String = Business Day, As Value = 2 Default is Day (1).	Y (if dateAdjustment is less (1) or plus (2))
dateAdjective	Date Adjective	Which in a series of days to select. Used in conjunction with dateNoun and dateQualifier. For example, to specify "the 15th business day of the month," select dateAdjective = Nth, dateNoun = Business Day, dateQualifier = Month, and nthAmount = 15.	Valid values: <ul style="list-style-type: none"> As String = Every, As Value = 0 As String = 1st, As Value = 1 As String = 2nd, As Value = 2 As String = 3rd, As Value = 3 As String = 4th, As Value = 4 As String = Last, As Value = 5 As String = Nth, As Value = 6 Default is Every (0).	Y (if dayStyle is Complex)
dateAdjustment	Date Adjustment	Set only if dayStyle is Complex; Specification for adjusting your date setting by a less or plus number of Days or Business Days. For example, to specify the 2nd to last day of the month (last day of the month less one day), select dateAdjective = Last, dateNoun = Day, dateQualifier = Month, dateAdjustment = Less, adjustmentAmount = 1, and adjustmentType = Day.	Valid values: <ul style="list-style-type: none"> As String = None, As Value = 0 As String = Less, As Value = 1 As String = Plus, As Value = 2 Default is None (0).	N

<p>dateNoun</p>	<p>Date Noun</p>	<p>Type of day you want to select. Used in conjunction with <code>dateAdjective</code> and <code>dateQualifier</code>. For example, to specify "the 15th business day of the month," select <code>dateAdjective = Nth</code>, <code>dateNoun = Business Day</code>, <code>dateQualifier = Month</code>, and <code>nthAmount = 15</code>.</p> <p>To specify a Custom Day, use the name of the Custom Day. For example:</p> <p>XML <code><dateNoun>CustomDay1</dateNoun></code></p> <p>JSON <pre>"dateNoun": { "value": "CustomDay1" }</pre></p> <p>To specify a Local Custom Day, use the <code>local</code> attribute. For example:</p> <p>XML <code><dateNoun local="true">CustomDay2</dateNoun></code></p> <p>JSON <pre>"dateNoun": { "local": "true", "value": "CustomDay2" }</pre></p> <p>Note  The Calendar for the trigger is used to verify Custom Day references.</p>	<p>Valid values:</p> <ul style="list-style-type: none"> • As String = Sunday, As Value = 1 • As String = Monday, As Value = 2 • As String = Tuesday, As Value = 3 • As String = Wednesday, As Value = 4 • As String = Thursday, As Value = 5 • As String = Friday, As Value = 6 • As String = Saturday, As Value = 7 • As String = Day, As Value = 8 • As String = Business Day, As Value = 9 	<p>Y (if <code>dayStyle</code> is Complex)</p>
<p>dateQualifier</p>	<p>Date Qualifier</p>	<p>Period for your date selection. Used in conjunction with <code>dateNoun</code> and <code>dateAdjective</code>. For example, to specify "the 15th business day of the month," select <code>dateAdjective = Nth</code>, <code>dateNoun = Business Day</code>, <code>dateQualifier = Month</code>, and <code>nthAmount = 15</code>.</p> <p>To specify a Custom Day Period, use the name of the Custom Day Period. For example:</p> <p>XML <code><dateQualifier>CustomDayPeriod1</dateQualifier></code></p> <p>JSON <pre>"dateQualifier": { "value": "CustomDayPeriod1" }</pre></p> <p>To specify a Local Custom Day Period, use the <code>local</code> attribute. For example:</p> <p>XML <code><dateQualifier local="true">CustomDayPeriod2</dateQualifier></code></p> <p>JSON <pre>"dateQualifier": { "local": "true", "value": "CustomDayPeriod2" }</pre></p> <p>Note  The Calendar for the trigger is used to verify Custom Day references.</p>	<p>Valid values:</p> <ul style="list-style-type: none"> • As String = Jan, As Value = 0 • As String = Feb, As Value = 1 • As String = Mar, As Value = 2 • As String = Apr, As Value = 3 • As String = May, As Value = 4 • As String = Jun, As Value = 5 • As String = Jul, As Value = 6 • As String = Aug, As Value = 7 • As String = Sep, As Value = 8 • As String = Oct, As Value = 9 • As String = Nov, As Value = 10 • As String = Dec, As Value = 11 • As String = Month, As Value = 12 • As String = Year, As Value = 13 • As String = Week, As Value = 14 	<p>Y (if <code>dayStyle</code> is Complex)</p>

dayInterval	Day Interval	Interval (number of days) at which this trigger will run.	Integer.	Y (if dayStyle is Every)
dayStyle	Day Style	Indication of when this trigger will be run.	Valid values: <ul style="list-style-type: none"> As String = Simple, As Value = 1 As String = Complex, As Value = 2 As String = Every, As Value = 3 Default is Simple (1).	Y
enabledEnd	Enabled End	End time of the period during which the trigger should be active.	Use 24-hour time; format is hh:mm	Y (if restrictedTimes is true)
enabledStart	Enabled Start	Start time of the period during which the trigger should be active.	Use 24-hour time; format is hh:mm	Y (if restrictedTimes is true)
fri	Friday	Set only if simpleDateType is Specific Days; Indicates that the this trigger will be run on Friday.	Boolean; Valid values: true/false. Default is false.	N
intervalStartingDate	Interval Start	First day of the interval on which this trigger will run.	Format: yyyy-mm-dd	Y (if dayStyle is Every)
mon	Monday	Set only if simpleDateType is Specific Days; Indicates that the this trigger will be run on Monday.	Boolean; Valid values: true/false. Default is false.	N
nthAmount	Nth Amount	Value of N.	Integer	Y (if dateAdjective is Nth)
restrictedTimes	Restrict Times	If timeStyle is Interval; Indication that the trigger is active only during the period specified by enabledStart and enabledEnd.	Boolean; Valid values: true/false.	N
sat	Saturday	Set only if simpleDateType is Specific Days; Indicates that the this trigger will be run on Saturday.	Boolean; Valid values: true/false. Default is false.	N
simpleDateType	n/a	Indication of when this trigger will be run.	Valid values: <ul style="list-style-type: none"> As String = Daily, As Value = 1 As String = Business Days, As Value = 2 As String = Specific Days, As Value = 3 Default is Daily (1).	Y (if dayStyle is Simple)
startingAt	Initial Time Offset	Set only if timeStyle is Interval; Starting time, in minutes offset from the hour.	Format is hh:mm	Y (if startTimeEnable is true)

startTimeEnable	Enable Offset	Set only if timeStyle is Interval; Indication of whether you want to specify (in startingAt) a starting time, in minutes offset from the hour, for the trigger to run.	Boolean; Valid values: true/false. Default is false.	N
sun	Sunday	Set only if simpleDateType is Specific Days; Indicates that the this trigger will be run on Sunday.	Boolean; Valid values: true/false. Default is false.	N
thu	Thursday	Set only if simpleDateType is Specific Days; Indicates that the this trigger will be run on Thursday.	Boolean; Valid values: true/false. Default is false.	N
time	Time	Time when the trigger will be run.	Format is hh:mm, using 24-hour time.	Y (if timeStyle is Absolute)
timeInterval	Time Interval	Number of timeIntervalUnits.	Integer	Y (if timeStyle is Interval)
timeIntervalUnits	Time Interval Units	Type of time interval.	Valid values: <ul style="list-style-type: none"> As String = Seconds, As Value = 1 As String = Minutes, As Value = 2 As String = Hours, As Value = 3 Default is Hours (3).	Y (if timeStyle is Interval)
timeStyle	Time Style	Indicates whether this trigger is for a specific time or a series of times.	Valid values: <ul style="list-style-type: none"> As String = Absolute, As Value = 1 As String = Interval, As Value = 2 Default is Absolute (1).	N
tue	Tuesday	Set only if simpleDateType is Specific Days; Indicates that the this trigger will be run on Tuesday.	Boolean; Valid values: true/false. Default is false.	N
wed	Wednesday	Set only if simpleDateType is Specific Days; Indicates that the this trigger will be run on Wednesday.	Boolean; Valid values: true/false. Default is false.	N

Trigger-Related Records Properties: Variables

Property	UI Field Name	Description	Specifications	Required
description	Description	Description of the variable.		N
name	Name	Name of the variable.		Y
value	Value	Value of the variable.		Y

Modify Time of Time Trigger

	Description
URI	http://host_name/uc/resources/trigger/ops-trigger-set-time
HTTP Method	POST
Description	Modifies the Time field of a Time Trigger with the Time Style field set to time .
Example URI	http://localhost:8080/uc/resources/trigger/ops-trigger-set-time
Authentication	HTTP Basic
Consumes Content-Type	application/xml, application/json
Produces Content-Type	application/xml, application/json
Example Request	See Modify Time of Time Trigger: XML and JSON Examples .
Example Request Properties	See Modify Time of Time Trigger: XML Request Properties .
Example Response	See Modify Time of Time Trigger: XML and JSON Examples .

Modify Time of Time Trigger:XML and JSON Examples

Examples	XML	JSON
Example Request	<pre><trigger><id>410d6c0bc0a801c901838d8ac43b3279</id><time>21:00</time></trigger>or<trigger><name>Test Trigger</name><time>21:00</time></trigger></pre>	<pre>{ "id": "ca85aa671ced45e192c17f6caf89bd12", "time": "21:00" } or { "name": "test trigger", "time": "21:00" }</pre>
Example Response	<pre><command-response><type>set_trigger_time</type><success>>true</success><info>Successfully set time for trigger "Test Trigger"</info><errors></errors></command-response></pre>	<pre>{ "type": "set_trigger_time", "success": true, "info": "Successfully set time for trigger "test trigger".", "errors": "" }</pre>

Modify Time of Time Trigger: Request Properties

Property	UI Field Name	Description	Specifications	Required	Mutually Exclusive With
----------	---------------	-------------	----------------	----------	-------------------------

id	n/a	sys_id used within the Controller to identify this trigger.		Y (unless name is specified)	name
name	Name	Name of the trigger.		Y (unless id is specified)	id
time	Time	Time that the trigger will be run.		Y	

List Trigger Qualifying Times

	Description
URI	http://host_name/uc/resources/trigger/qualifyingtimes
HT TP Met hod	GET
Des crip tion	Lists Time trigger qualifying times from a specific starting date.
URI Par am eters	See List Trigger Qualifying Times: URI Parameters , below.
Exa mpl e URI	<ul style="list-style-type: none"> http://localhost:8080/uc/resources/trigger/qualifyingtimes?triggername=testTrigger http://localhost:8080/uc/resources/trigger/qualifyingtimes?triggername=testTrigger&count=20&startdate=2017-08-01
Aut hen tica tion	HTTP Basic
Exa mpl e XML Res pon se	<pre><qualifyingTimes triggerTimeZone="Africa/Accra" userTimeZone="America/Denver"><qualifyingTime skip="true"><triggerTimeZone>Monday, January 01, 2018 09:00:00 GMT +0000</triggerTimeZone><userTimeZone>Monday, January 01, 2018 02:00:00 MST -0700</userTimeZone></qualifyingTime><qualifyingTime skip="true"><triggerTimeZone>Tuesday, January 01, 2019 09:00:00 GMT +0000</triggerTimeZone><userTimeZone>Tuesday, January 01, 2019 02:00:00 MST -0700</userTimeZone></qualifyingTime><qualifyingTime skip="true"><triggerTimeZone>Wednesday, January 01, 2020 09:00:00 GMT +0000</triggerTimeZone><userTimeZone>Wednesday, January 01, 2020 02:00:00 MST -0700</userTimeZone></qualifyingTime><qualifyingTime><triggerTimeZone>Friday, January 01, 2021 09:00:00 GMT +0000</triggerTimeZone><userTimeZone>Friday, January 01, 2021 02:00:00 MST -0700</userTimeZone></qualifyingTime> ... </qualifyingTimes></pre>

List Trigger Qualifying Times: URI Parameters

Name	Description	Specifications	Required	Mutually Exclusive With
triggerid	Unique ID for a trigger.		Y (unless triggername is specified)	triggername
triggername	Name used within the Controller to identify a trigger.	Maximum 40 alphanumerics.	Y (unless triggerid is specified)	triggerid
count	Number of qualifying events to list.	Maximum is 1000; default is 30.	N	
startdate	Starting date of qualifying days to list.	Format: YYYY-MM-DD. Default is current date.	N	

List Trigger Qualifying Times: XML and JSON Examples

XML	JSON
<pre><qualifyingTimes triggerTimeZone="Africa/Accra" userTimeZone="America/Denver"><qualifyingTime skip="true" ><triggerTimeZone>Tuesday, December 19, 2017 18:00:00 MST -0700 MST -0700</triggerTimeZone><userTimeZone>Tuesday, December 19, 2017 18:00:00 MST -0700 MST -0700</userTimeZone></qualifyingTime><qualifyingTime skip="true"><triggerTimeZone>Tuesday, December 19, 2017 19:00:00 MST -0700 MST -0700</triggerTimeZone><userTimeZone>Tuesday, December 19, 2017 19:00:00 MST -0700< /userTimeZone></qualifyingTime> ... </qualifyingTimes></pre>	<pre>{ "triggerTimeZone": "America/Denver", "userTimeZone": "America/Denver", "qualifyingTimes": [{ "triggerTimeZone": "Tuesday, December 19, 2017 18:00:00 MST -0700", "userTimeZone": "Tuesday, December 19, 2017 18:00:00 MST -0700" }, { "triggerTimeZone": "Tuesday, December 19, 2017 19:00:00 MST -0700", "userTimeZone": "Tuesday, December 19, 2017 19:00:00 MST -0700" }] }</pre>

Variable Monitor Trigger Web Services

- [Overview](#)
- [Create a Variable Monitor Trigger](#)
- [Modify a Variable Monitor Trigger](#)
- [Read a Variable Monitor Trigger](#)
 - [Read a Variable Monitor Trigger: URI Parameters](#)
- [Variable Monitor Trigger: XML and JSON Examples](#)
- [Properties](#)
 - [Trigger Properties: All Triggers](#)
 - [Trigger Properties: Variable Monitor Trigger](#)
 - [Trigger-Related Records Properties: Variables](#)

Overview

Universal Controller supports the following RESTful-based web services for Variable Monitor Trigger operations, which are listed alphabetically on this page.

- [Create a Variable Monitor Trigger](#)
- [Modify a Variable Monitor Trigger](#)
- [Read a Variable Monitor Trigger](#)

Formatting specifications for each web service, including details about parameter requirements, are provided.

Note



For information on Trigger web services that are applicable to all trigger types, see:

- [Delete a Trigger](#)
- [Enable/Disable a Trigger](#)
- [List Triggers](#)
- [Trigger a Task](#)

Create a Variable Monitor Trigger

	Description
URI	http://host_name/uc/resources/trigger
HTTP Method	POST
Description	Creates a new Variable Monitor Trigger.
Example URI	http://localhost:8080/uc/resources/trigger
Consumes Content-Type	application/xml, application/json
Produces Content-Type	n/a
Example Request	See Variable Monitor Trigger: XML and JSON Examples .

Trigger Properties	<ul style="list-style-type: none"> • See Trigger Properties: All Triggers. • See Trigger Properties: Variable Monitor Trigger.
Trigger-Related Record Properties	<ul style="list-style-type: none"> • See Trigger-Related Records Properties: Variables.
Example Response	<ul style="list-style-type: none"> • Status 200 /OK Successfully created the <trigger type> trigger.

Modify a Variable Monitor Trigger

	Description
URI	http://host_name/uc/resources/trigger
HTTP Method	PUT
Description	<p>Modifies the trigger specified by the sysId in the request.</p> <p>To modify Variable Monitor Trigger properties without modifying related records, use the excludeRelated property.</p>
Example URI	http://localhost:8080/uc/resources/trigger
Consumes Content-Type	application/xml, application/json
Produces Content-Type	n/a
Example Request	See Variable Monitor Trigger: XML and JSON Examples .
Trigger Properties	<ul style="list-style-type: none"> • See Trigger Properties: All Triggers. • See Trigger Properties: Variable Monitor Trigger.
Trigger-Related Record Properties	<ul style="list-style-type: none"> • See Trigger-Related Records Properties: Variables.
Example Response	<ul style="list-style-type: none"> • Status 200 /OK Successfully updated the <trigger type> trigger to version <version>.

Read a Variable Monitor Trigger

	Description
--	-------------

URI	http://host_name/uc/resources/trigger
HTTP Method	GET
Description	Retrieves information for the specified trigger
URI Parameters	See Read a Variable Monitor Trigger: URI Parameters , below.
Example URI	<ul style="list-style-type: none"> http://localhost:8080/uc/resources/trigger?triggername=testTrigger http://localhost:8080/uc/resources/trigger?triggerid=d26265a2c4f345359d9b356f18a462c1
Consumes Content-Type	n/a
Produces Content-Type	application/xml, application/json
Trigger Properties	<ul style="list-style-type: none"> See Trigger Properties: All Triggers. See Trigger Properties: Variable Monitor Trigger.
Trigger-Related Record Properties	<ul style="list-style-type: none"> See Trigger-Related Records Properties: Variables.
Example Response	<ul style="list-style-type: none"> Status 200 /OK (See Variable Monitor Trigger: XML and JSON Examples.) Status 404 /Not Found A trigger with id "f87848b00a0001037f43e7c81c8ec969" does not exist.

Read a Variable Monitor Trigger: URI Parameters

Name	Description	Specifications	Required	Mutually Exclusive With
triggerid	Unique ID for this trigger.		Y (unless triggername is specified)	triggername
triggername	Name used within the Controller to identify this trigger.	Maximum 40 alphanumeric.	Y (unless triggerid is specified)	triggerid

Variable Monitor Trigger: XML and JSON Examples

retainSysIds and version properties are specified as attributes in the <trigger type> element in XML.


Examples	XML	JSON
----------	-----	------


<p>Example for Trigger</p>	<pre><triggerVm retainSysIds="true"version="1"><variables /><action>Do Not Trigger</action><calendar>System Default</calendar><description>description</description><disabledBy></disabledBy><disabledTime></disabledTime><enabled>true</enabled><enabledBy>ops.admin</enabledBy><enabledTime>2021-03-03 12:46:11 -0500</enabledTime><name>test variable monitor trigger</name><nextScheduleTime>2021-03-04 00:00:00 -0500</nextScheduleTime><opswiseGroups /><rdExcludeBackup>true</rdExcludeBackup><restrictedTimes>false</restrictedTimes><restriction>>false</restriction><restrictionAdjective>Every</restrictionAdjective><restrictionComplex>false</restrictionComplex><restrictionMode>Or</restrictionMode><restrictionNoun>Day</restrictionNoun><restrictionNthAmount /><restrictionQualifier>Year</restrictionQualifier><restrictionSimple>false</restrictionSimple><retentionDuration>1</retentionDuration><retentionDurationPurge>true</retentionDurationPurge><retentionDurationUnit>Days</retentionDurationUnit><simulationOption>-- System Default --</simulationOption><situation>Holiday</situation><skipAfterDate>2020-05-28</skipAfterDate><skipAfterTime>02:15</skipAfterTime><skipBeforeDate>2020-05-30</skipBeforeDate><skipBeforeTime>17:30</skipBeforeTime><skipCondition>None</skipCondition><skipCount>0</skipCount><skipDateList /><skipRestriction>Span</skipRestriction><sysId>0fc6b7d9c0a801c9017b6c27c259937e</sysId><tasks><task>Sleep 30</task></tasks><timeZone /><enabledEnd>00:00</enabledEnd><enabledStart>00:00</enabledStart><restrictedTimes>false</restrictedTimes><variableMonitor>test vm</variableMonitor></triggerVm></pre>	<pre>{ "type": "triggerVm", "action": "Do Not Trigger", "calendar": "System Default", "description": "description", "disabledBy": "", "disabledTime": "", "enabled": true, "enabledBy": "ops.admin", "enabledTime": "2021-03-03 12:46:11 -0500", "enabledEnd": "00:00", "enabledStart": "00:00", "name": "test variable monitor trigger", "nextScheduledTime": "2021-03-04 00:00:00 -0500", "opswiseGroups": [], "rdExcludeBackup": true, "restrictedTimes": false, "restrictionAdjective": "Every", "restrictionComplex": false, "restrictionMode": "Or", "restrictionNoun": { "value": "Day" }, "restrictionNthAmount": null, "restrictionQualifier": { "value": "Year" }, "restrictionSimple": false, "retainSysIds": true, "retentionDuration": 1, "retentionDurationPurge": true, "retentionDurationUnit": "Days", "simulationOption": "-- System Default --", "situation": "Holiday", "skipAfterDate": "2020-05-28", "skipAfterTime": "02:15", "skipBeforeDate": "2020-05-30", "skipBeforeTime": "17:30", "skipCondition": "None", "skipCount": 0, "skipDateList": [], "skipRestriction": "Span", "sysId": "9c659c9c2c72460c9a2057663257b0be", "tasks": ["Sleep 30"], "timeZone": null, "variableMonitor": "test vm", "variables": [], "version": 1 }</pre>
----------------------------	---	--


Example for Trigger-Related Records	<pre><variables><variable><description /><name>testVar</name><value>value< /value></variable></variables></pre>	<pre>"variables": [{ "description": "description", "name": "var1", "value": "value1", }]</pre>
-------------------------------------	---	--



Properties


Trigger Properties: All Triggers


Property	UI Field Name	Description	Specifications	Required
action	Action	For all trigger types except Manual and Temporary; Action to take on a non-business day or holiday (see situation).	<p>Valid values:</p> <ul style="list-style-type: none"> As String = Do Not Trigger, As Value = 1 As String = Next Day, As Value = 2 As String = Next Business Day, As Value = 3 As String = Previous Day, As Value = 4 As String = Previous Business Day, As Value = 5 <p>Default is Do Not Trigger (1).</p> <p>Note  The following values are valid only for Cron and Time triggers:</p> <ul style="list-style-type: none"> Next Day (2) Next Business Day (3) Previous Day (4) Previous Business Day (5) 	Y (if restriction is true)
calendar	Calendar	Calendar that defines the business days, holidays, and other special days that determine the run dates for the task(s) specified in the trigger. The Calendar will be used to verify any Custom Day references in <code>restrictionNoun</code> .	Default is System Default.	Y
description	Description	Description of this trigger.		N
disabledBy	Disabled By	System-supplied. If Status = Enabled, ID of the user who most recently disabled this trigger.	Read-only.	N
disabledTime	Disabled Time	System-supplied. If Status = Enabled, Date and time that the trigger was disabled.	Read-only.	N

enabled	Status	System-defined; Specification for whether or nor the trigger is enabled. Only enabled triggers are processed by the Controller.	Read-only.	N
enabledBy	Enabled By	System-supplied. If Status = Enabled, ID of the user who most recently enabled this trigger.	Read-only.	N
enabledTime	Enabled Time	System-supplied. If Status = Enabled, Date and time that the trigger was enabled.	Read-only.	N
excludeRelated	n/a	For Modify Trigger web services; specification for whether or not to exclude related records from the update, even if they are provided in the request.  <p>Note In XML web services, excludeRelated is specified as an attribute in the <trigger> element.</p>	Valid values: true/false (default is false).	N
forecast	Forecast	For Cron, Temporary, and Time triggers only; Date and time when this trigger will be satisfied for the next number days, as specified in the Forecast Period In Days Universal Controller system property. The Controller writes the forecasting entries to the Forecasts List .	Boolean; Valid values: true/false. Default is false.	N
name	Name	Name used within the Controller to identify this trigger.	Maximum 255 alphanumerics.	Y
nextScheduledTime	Next Scheduled Time	System-supplied; for time-based triggers. If Status = Enabled, the next date and time this trigger will be satisfied. See Displaying Trigger Forecast Information .	Read-only.	N
opwiseGroups	Member of Business Services	List of Business Service(s) that this trigger belongs to. XML <pre><opwiseGroups><opwiseGroup>test</opwiseGroup></opwiseGroups></pre> JSON <pre>"opwiseGroups": ["test"]</pre>		N
rdExcludeBackup	Exclude Backup	Set only if <code>retentionDurationPurge</code> is selected; Specification for whether qualifying task instances can be excluded from the backup when being purged by retention duration.	Boolean; Valid values: true/false. Default is false.	N
restriction	Special Restriction	Indication of whether or not you want to specify additional parameters that tell the Controller how to handle exceptions, such as when the trigger is satisfied on a holiday or non-business day. You can specify simple and/or complex restrictions. For example, you can specify a <code>simpleRestriction</code> that disables the trigger if it is satisfied on a holiday identified in the calendar and/or a <code>restrictionComplex</code> that disables the trigger on the last business day of every month.	Boolean; Valid values: true/false. Default is false.	N

restrictionAdjective	Restriction Adjective	Type of selection for restrictionNoun.	<p>Valid values:</p> <ul style="list-style-type: none"> As String = Every, As Value = 0 As String = 1st, As Value = 1 As String = 2nd, As Value = 2 As String = 3rd, As Value = 3 As String = 4th, As Value = 4 As String = Last, As Value = 5 As String = Nth, As Value = 6 <p>Default is Every (0).</p>	Y (if restrictionComplex is enabled)
restrictionComplex	Complex Restriction	Set only if restriction is true; Set of parameters that determine one or more situations when this trigger should not be satisfied. Used in conjunction with restrictionMode, restrictionAdjective, restrictionNoun, and restrictionQualifier. For example, you can specify that you do not want to satisfy this trigger on the last business day of the year or the first day of each month.	Boolean; Valid values: true/false. Default is false.	Y (if restrictionSimple is false)
restrictionMode	Restriction Mode	Set only if restrictionSimple is true; Specification for whether you want to use restrictionSimple- and/or restrictionComplex-related values.	<p>Valid values:</p> <ul style="list-style-type: none"> As String = And, As Value = 1 As String = Or, As Value = 2 <p>Default is Or (2).</p>	Y (if restrictionSimple and restrictionComplex are true)
restrictionNoun	Restriction Noun	<p>Day to restrict the trigger to.</p> <p>To specify a Custom Day, use the name of the Custom Day. For example:</p> <p>XML <restrictionNoun>CustomDay1</restrictionNoun></p> <p>JSON "restrictionNoun": { "value": "CustomDay1" }</p> <p>To specify a Local Custom Day, use the local attribute. For example:</p> <p>XML <restrictionNoun local="true">CustomDay2</restrictionNoun></p> <p>JSON "restrictionNoun": { "local": "true", "value": "CustomDay2" }</p> <p>Note  The Calendar for the trigger is used to verify Custom Day references.</p>	<p>Valid values:</p> <ul style="list-style-type: none"> As String = Sunday, As Value = 1 As String = Monday, As Value = 2 As String = Tuesday, As Value = 3 As String = Wednesday, As Value = 4 As String = Thursday, As Value = 5 As String = Friday, As Value = 6 As String = Saturday, As Value = 7 As String = Day, As Value = 8 As String = Business Day, As Value = 9 	Y (if restrictionComplex is true)
restrictionNthAmount	Restriction Nth Amount	Set only if restrictionAdjective is Nth (6); value of N.	Integer	Y (if restrictionAdjective is Nth)

restrictionQualifier	Restriction Qualifier	<p>Period to restrict the trigger to.</p> <p>To specify a Custom Day Period, use the name of the Custom Day Period. For example:</p> <p>XML <code><restrictionQualifier>CustomDayPeriod1</restrictionQualifier></code></p> <p>JSON <pre>"restrictionQualifier": { "value": "CustomDayPeriod1" }</pre></p> <p>To specify a Local Custom Day Period, use the local attribute. For example:</p> <p>XML <code><restrictionQualifier local="true">CustomDayPeriod2</restrictionQualifier></code></p> <p>JSON <pre>"restrictionQualifier": { "local": "true", "value": "CustomDayPeriod2" }</pre></p> <p>Note  The Calendar for the trigger is used to verify Custom Day references.</p>	<p>Valid values:</p> <ul style="list-style-type: none"> As String = Jan, As Value = 0 As String = Feb, As Value = 1 As String = Mar, As Value = 2 As String = Apr, As Value = 3 As String = May, As Value = 4 As String = Jun, As Value = 5 As String = Jul, As Value = 6 As String = Aug, As Value = 7 As String = Sep, As Value = 8 As String = Oct, As Value = 9 As String = Nov, As Value = 10 As String = Dec, As Value = 11 As String = Month, As Value = 12 As String = Year, As Value = 13 	Y (if restrictionComplex is true)
restrictionSimple	Simple Restriction	Set only if <code>restriction</code> is true; Specification to set a simple restriction based on a specific situation.	Boolean; Valid values: true/false. Default is false.	Y (if restrictionComplex is false)
retainSysIds	n/a	<p>Specification for whether or not the web service will persist the <code>sysId</code> property.</p> <ul style="list-style-type: none"> If <code>retainSysIds="true"</code> and <code>sysId</code> is included in the request/response, <code>sysId</code> will be persisted to the database. If <code>retainSysIds="false"</code> and <code>sysId</code> is included in the request/response, <code>sysId</code> will be ignored; it will be autogenerated by the Controller. <p>Note  In XML web services, <code>retainSysIds</code> is specified as an attribute in the <code><trigger></code> element.</p>	Valid values: true/false (default is true).	N
retentionDuration	Retention Duration	Set only if <code>retentionDurationPurge</code> is selected; Minimum retention duration for the selected <code>retentionDurationUnit</code> before triggered task instances can qualify for purge.	Integer	N
retentionDurationPurge	Purge By Retention Duration	Specification for whether triggered task instances can be purged by retention duration.	Boolean; Valid values: true/false. Default is false.	N
retentionDurationUnit	Retention Duration Unit	Set only if <code>retentionDurationPurge</code> is selected; Retention duration unit.	<p>Valid values:</p> <ul style="list-style-type: none"> As String = Hours, As Value = 3 As String = Days, As Value = 4 <p>Default is Days (4).</p>	N

simulationOption	Simulate	For Cron, Temporary, and Time triggers only; Enables the override of the Enable Trigger Simulation Universal Controller system property specification for whether or not to simulate the launching of tasks when triggers are eligible to fire. (If simulationOption is enabled, only the scheduled launch of the task by the trigger is inhibited.)	Valid values: <ul style="list-style-type: none"> --System Default --, As Value = 0 As String = True, As Value = 1 As String = False, As Value = 2 Default is --System Default – (0).	N
situation	Situation	Type of day that causes the Controller to initiate the specified action.	Valid values: <ul style="list-style-type: none"> As String = Holiday, As Value = 1 As String = Non Business Day, As Value = 2 Default is Holiday (1).	Y (if restrictionSimple is true)
skipActive	Skip Trigger if Active	Deprecated. Indication for whether or not the Controller should skip the next run of the specified task(s) if the previous run has not gone to a Complete status (that is, it is still active).	Boolean; Valid values: true/false. Default is false.	N
skipAfterDate	Skip After Date	Date after which the trigger will be skipped.		N
skipAfterTime	Skip After Time	Time after which the trigger will be skipped.		N
skipBeforeDate	Skip Before Date	Date before which the trigger will be skipped.		N
skipBeforeTime	Skip Before Time	Time before which the trigger will be skipped.		N
skipCondition	Task Launch Skip Condition	Controls when launching a task for the trigger will be skipped. Note  When reading a Trigger, both skipActive and skipCondition are returned. When creating/updating a Trigger, skipCondition is used if present. If skipCondition is not present, skipActive is used. If both skipActive and skipCondition are present, skipActive can be set to true only if skipCondition is Active (1).	Valid values: <ul style="list-style-type: none"> As String = None, As Value = 0 As String = Active, As Value = 1 As String = Active By Trigger, As Value = 2 Default is None (0).	N
skipCount	Skip Count	Specification that the Controller should skip the next N times that this task is triggered.	Integer; Default is 0.	N
skipDateList	Skip Date List	Date(s) on which the trigger will be skipped.		

skipRestriction	Skip Restriction	Specification for when the trigger should skip and not launch the task(s).	Valid values: <ul style="list-style-type: none"> As String = None, As Value = 0 As String = Before, As Value = 1 As String = After, As Value = 2 As String = Span, As Value = 3 As String = On, As Value = 4 Default is None (0).	
sysId	n/a	System ID field in the database for this trigger.	Persisted only if retain SysIds is set to true.	N
tasks	Tasks	Name of the task(s) being triggered when this trigger is satisfied. XML <div style="border: 1px solid #ccc; padding: 5px; margin: 5px 0;"> <pre><tasks><task>uc - Demo</task></tasks></pre> </div> JSON <div style="border: 1px solid #ccc; padding: 5px; margin: 5px 0;"> <pre>"tasks": ["uc - Demo"]</pre> </div>		Y
timeZone	Time Zone	Name of the time zone that will be applied to the time(s) specified in the trigger.		Y
version	n/a	For Read and List web services; specification of the version being read or listed. Note  In XML web services, version is specified as an attribute in the <trigger> element.		Y

Trigger Properties: Variable Monitor Trigger

Property	UI Field Name	Description	Specifications	Required
enabledEnd	Enabled End	End time of the period during which the trigger should be active.	Use 24-hour time; format is hh:mm	Y (if restrictedTimes is true)
enabledStart	Enabled Start	Start time of the period during which the trigger should be active.	Use 24-hour time; format is hh:mm	Y (if restrictedTimes is true)
restrictedTimes	Restrict Times	Indication that the trigger is active only during the period specified by enabledStart and enabledEnd.	Boolean; Valid values: true/false. Default is false.	N
variableMonitor	Variable Monitor	Variable Monitor task being executed.		Y

Trigger-Related Records Properties: Variables

Property	UI Field Name	Description	Specifications	Required
description	Description	Description of the variable.		N
name	Name	Name of the variable.		Y
value	Value	Value of the variable.		Y

Universal Template Web Services

- [Overview](#)
- [Create a Universal Template](#)
- [Create, Modify, and Read a Universal Template: XML and JSON Examples](#)
- [Delete a Universal Template](#)
 - [Delete a Universal Template: URI Parameters](#)
- [List Universal Templates](#)
 - [List Universal Templates: XML and JSON Examples](#)
- [Modify a Universal Template](#)
- [Read a Universal Template](#)
 - [Read a Universal Template: URI Parameters](#)
- [Properties](#)
 - [Universal Template Properties](#)
 - [Field Properties](#)
 - [Choice Properties](#)

Overview

Universal Controller supports the following RESTful-based web services for Universal Templates, which are listed alphabetically on this page.

- [Create a Universal Template](#)
- [Delete a Universal Template](#)
- [List Universal Templates](#)
- [Modify a Universal Template](#)
- [Read a Universal Template](#)

Formatting specifications for each web service, including details about parameter requirements, are provided.

Note



You cannot create, read, modify, or list [Built-In Universal Templates](#).

You can delete [Built-In Universal Templates](#).

Create a Universal Template

	Description
URI	http://host_name/uc/resources/universaltemplate
HTTP Method	POST
Description	Creates a new Universal Template .
Example URI	http://localhost:8080/uc/resources/universaltemplate

Consumes Content-Type	application/xml, application/json
Produces Content-Type	n/a
Example	See Create, Modify, and Read a Universal Template: XML and JSON Examples , below.
Universal Template Properties	See Universal Template Properties .
Field Properties	See Field Properties .
Choice Properties	See Choice Properties .
Example Response	<ul style="list-style-type: none"> • Status 200 /OK Successfully created the universal template with sysId {sysId}. • Status 400 /Bad Request Create universal template failed. (message)

Create, Modify, and Read a Universal Template: XML and JSON Examples

The `excludeRelated` and `retainSysIds` properties are specified as attributes in the `<universalTemplate>` element of XML web services.

XML	JSON
<pre><universalTemplate retainSysIds="true"><agent /><agentCluster /><agentClusterVar /><agentFieldsRestriction>No Restriction</agentFieldsRestriction><agentType>Windows</agentType><agentVar /><alwaysCancelOnFinish /><automaticOutputRetrievalFieldsRestriction>Hidden</automaticOutputRetrievalFieldsRestriction><broadcastCluster /><broadcastClusterVar /><createConsole>false</createConsole><credentialFieldsRestriction>Hidden</credentialFieldsRestriction><credentials /><credentialsVar /><description /><desktopInteract>false</desktopInteract><elevateUser>false</elevateUser><environment /><environmentVariablesFieldsRestriction>Read Only</environmentVariablesFieldsRestriction><exitCodeOutput /><exitCodeProcessing>Success Exitcode Range</exitCodeProcessing><exitCodeProcessingFieldsRestriction>Hidden</exitCodeProcessingFieldsRestriction><exitCodeText /><exitCodes>0</exitCodes><fields><field><arrayNameTitle /><arrayValueTitle /><booleanNoValue /><booleanValueType>true/false</booleanValueType><booleanYesValue /><choiceAllowEmpty>false</choiceAllowEmpty><choiceAllowMultiple>false</choiceAllowEmpty><choiceSortOption>Sequence</choiceSortOption></fields></universalTemplate></pre>	<pre>{ "agent": null, "agentCluster": null, "agentClusterVar": null, "agentFieldsRestriction": "No Restriction", "agentType": "Windows", "agentVar": null, "alwaysCancelOnFinish": false, "automaticOutputRetrievalFieldsRestriction": "Hidden", "broadcastCluster": null, "broadcastClusterVar": null, "createConsole": false, "credentialFieldsRestriction": "Hidden", "credentials": null, "credentialsVar": null, "description": null, "desktopInteract": false, "elevateUser": false, "environment": [], "environmentVariablesFieldsRestriction": "Read Only", "exitCodeOutput": null, "exitCodeProcessing": "Success Exitcode Range", "exitCodeProcessingFieldsRestriction": "Hidden", "exitCodeText": null, "exitCodes": "0",</pre>

```

tOption><choices /><defaultListView>>false<
/defaultListView><fieldLength /><fieldMap
ping>Text Field 1</fieldMapping><fieldType
>Text</fieldType><fieldValue /><formColum
nSpan>1</formColumnSpan><formEndRow>>false<
/formEndRow><formStartRow>>false</formStar
tRow><hint /><intFieldMax /><intFieldMin
/><label>Service</label><name>service</na
me><noSpaceIfHidden>>true</noSpaceIfHidden>

<preserveValueIfHidden>>false</preserveVal
ueIfHidden><required>>false</required><req
uireIfField /><requireIfFieldValue /><req
uireIfVisible>true</requireIfVisible><seq
uence>0</sequence><showIfField>Boolean
Field 1</showIfField><showIfFieldValue>tr
ue</showIfFieldValue><sysId>f30ae218f2c64
e0a96c5c64a7523e215</sysId><
/field><field><arrayNameTitle />
<arrayValueTitle />
<booleanNoValue />
<booleanValueType>true/false</booleanValu
eType>
<booleanYesValue />
<choiceAllowEmpty>>false</choiceAllowEmpty>

<choiceAllowMultiple>>false</choiceAllowEm
pty><choiceSortOption>Sequence</choiceSor
tOption><choices><choice><fieldValue>1</f
ieldValue><fieldValueLabel>Start</fieldVa
lueLabel><sequence>0</sequence><sysId>95b
7d388a2ec407cb5f36768482449b0</sysId><use
FieldValueForLabel>>false</useFieldValueFo
rLabel></choice><choice><fieldValue>2</fi
eldValue><fieldValueLabel>Stop</fieldValu
eLabel><sequence>1</sequence><sysId>07802
a9cae3945769cfecbaeb2d1de70</sysId><useFi
eldValueForLabel>>false</useFieldValueForL
abel></choice></choices><defaultListView>
false</defaultListView><fieldLength /><fi
eldMapping>Choice Field 1</fieldMapping><
fieldType>Choice</fieldType><fieldValue
/><formColumnSpan>1</formColumnSpan><form
EndRow>>false</formEndRow><formStartRow>fa
lse</formStartRow><hint /><intFieldMax
/><intFieldMin /><label>Command</label><n
ame>command</name><noSpaceIfHidden>>false</
noSpaceIfHidden>
<preserveValueIfHidden>>false</preserveVal
ueIfHidden><required>>false</required><req
uireIfField /><requireIfFieldValue /><req
uireIfVisible>>false</requireIfVisible><se
quence>1</sequence><showIfField>Boolean
Field 2</showIfField><showIfFieldValue>fa
lse</showIfFieldValue><sysId>88ba718e6b8b
4ee984266faf362c3fde</sysId></field></fie
lds><name>UT1</name><outputFailureOnly>tr
ue</outputFailureOnly><outputReturnFile
/><outputReturnNLine>100</outputReturnNli
ne><outputReturnSLine>1</outputReturnSline
><outputReturnText /><outputReturnType>NO
NE</outputReturnType><outputType>STDOUT</

```

```

"fields": [
  {
    "arrayNameTitle": null,
    "arrayValueTitle": null,
    "booleanNoValue": null,
    "booleanValueType": "true
/false",
    "booleanYesValue": null,
    "choiceAllowEmpty": false,
    "choiceAllowMultiple": false,
    "choiceSortOption": "Sequence",
    "choices": [],
    "defaultListView": false,
    "fieldLength": null,
    "fieldMapping": "Text Field
1",
    "fieldType": "Text",
    "fieldValue": null,
    "formColumnSpan": 1,
    "formEndRow": false,
    "formStartRow": false,
    "hint": null,
    "intFieldMax": null,
    "intFieldMin": null,
    "label": "Service",
    "name": "service",
    "noSpaceIfHidden": true,
    "preserveValueIfHidden": false,
    "required": false,
    "requireIfField": null,
    "requireIfFieldValue": null,
    "requireIfVisible": true,
    "sequence": 0,
    "showIfField": "Boolean
Field 1",
    "showIfFieldValue": true,
    "sysId":
"f30ae218f2c64e0a96c5c64a7523e215"
  },
  {
    "arrayNameTitle": null,
    "arrayValueTitle": null,
    "booleanNoValue": null,
    "booleanValueType": "true/false",
    "booleanYesValue": null,
    "choiceAllowEmpty": false,
    "choiceAllowMultiple": false,
    "choiceSortOption":
"Sequence",
    "choices": [
      {
        "fieldValue": "1",
        "fieldValueLabel":
"Start",
        "sequence": 0,
        "sysId":
"95b7d388a2ec407cb5f36768482449b0",
        "useFieldValueForLabel":
false
      },
      {
        "fieldValue": "2",

```

```

outputType><runtimeDir /><script /><scriptTypeWindows /><scriptUnix /><scriptWindows>exit 0</scriptWindows><sysId>32e34b8d138f40a2afbdda79cb1b1d56</sysId><useCommonScript>false</useCommonScript><variablePrefix>ut1</variablePrefix><waitForOutput>false</waitForOutput></universalTemplate>
    "fieldValueLabel":
"Stop",
    "sequence": 1,
    "sysId":
"07802a9cae3945769cfecbaeb2d1de70",
    "useFieldValueForLabel
": false
    }
  ],
  "defaultListView": false,
  "fieldLength": null,
  "fieldMapping": "Choice
Field 1",
  "fieldType": "Choice",
  "fieldValue": null,
  "formColumnSpan": 1,
  "formEndRow": false,
  "formStartRow": false,
  "hint": null,
  "intFieldMax": null,
  "intFieldMin": null,
  "label": "Command",
  "name": "command",
  "noSpaceIfHidden": false,
  "preserveValueIfHidden": false,
  "required": false,
  "requireIfField": null,
  "requireIfFieldValue": null,
  "requireIfVisible": false,
  "sequence": 1,
  "showIfField": "Boolean
Field 2",
  "showIfFieldValue": false,
  "sysId":
"88ba718e6b8b4ee984266faf362c3fde"
  }
],
"name": "UT1",
"outputFailureOnly": true,
"outputReturnFile": null,
"outputReturnNline": "100",
"outputReturnSline": "1",
"outputReturnText": null,
"outputReturnType": "NONE",
"outputType": "STDOUT",
"retainSysIds": true,
"runtimeDir": null,
"script": null,
"scriptTypeWindows": null,
"scriptUnix": null,
"scriptWindows": "exit 0",
"sysId":
"32e34b8d138f40a2afbdda79cb1b1d56",
"useCommonScript": false,
"variablePrefix": "ut1",
"waitForOutput": false
}

```

Delete a Universal Template

	Description
URI	http://host_name/uc/resources/universaltemplate
HTTP Method	DELETE
Description	Deletes a Universal Template .
URI Parameters	See Delete a Universal Template URI Parameters , below.
Example URI	http://localhost:8080/uc/resources/universaltemplate?templatename=UT1
Example Response	<ul style="list-style-type: none"> • Status 200 /OK Universal template deleted successfully. • Status 400 /Bad Request Mutual exclusion violation. Cannot specify templatename and templateid at the same time. • Status 404 /Not Found A universal template with {name/id} does not exist.

Delete a Universal Template: URI Parameters

Parameter	Description	Specifications	Required	Mutually Exclusive With
templateid	ID used within the Controller to identify this Universal Template.	String; URI parameter.	Y (unless templatename is specified)	templatename
templatename	Name used within the Controller to identify this Universal Template.	String; URI parameter.	Y (unless templateid is specified)	templateid

List Universal Templates

	Description
URI	http://host_name/uc/resources/universaltemplate/list
HTTP Method	GET
Description	Retrieves information on all Universal Templates .
Example URI	http://localhost:8080/uc/resources/universaltemplate/list
Authentication	HTTP Basic
Produces Content-Type	application/xml, application/json
Example	See List Universal Templates: XML and JSON Examples .
Universal Template Properties	See Universal Template Properties .

List Universal Templates: XML and JSON Examples

XML	JSON
<pre> <universalTemplates> <universalTemplate> <agent /> <agentCluster /> <agentClusterVar /> <agentFieldsRestriction>No Restriction</a gentFieldsRestriction> <agentType>Windows</agentType> <agentVar /> <alwaysCancelOnFinish /> <automaticOutputRetrievalFieldsRestriction >Hidden</automaticOutputRetrievalFieldsRe striction> <broadcastCluster /><broadcastClusterVar /> <createConsole>>false</createConsole> <credentialFieldsRestriction>Hidden</cred entialFieldsRestriction> <credentials /> <credentialsVar /> <description /> <desktopInteract>>false</desktopInteract> <elevateUser>>false</elevateUser> <environment /> <environmentVariablesFieldsRestriction>Re ad Only</environmentVariablesFieldsRestri ction> <exitCodeOutput /> <exitCodeProcessing>Success Exitcode Range</exitCodeProcessing> <exitCodeProcessingFieldsRestriction>Hidd en</exitCodeProcessingFieldsRestriction> <exitCodeText /> <exitCodes>0</exitCodes> <fields /> <name>UT1</name> <noSpaceIfHidden>>true</noSpaceIfHidden> <preserveValueIfHidden>>false</preserveVal ueIfHidden> <outputFailureOnly>>true</outputFailureOnly > <outputReturnFile /> <outputReturnNline>100</outputReturnNline> <outputReturnSline>1</outputReturnSline> <outputReturnText /> <outputReturnTextType>NONE</outputReturnTextType> <outputType>STDOUT</outputType> <runtimeDir /> <script /> <scriptTypeWindows /> <scriptUnix /> <scriptWindows>exit 0</scriptWindows> <sysId>32e34b8d138f40a2afbdda79cb1b1d56</ sysId> <useCommonScript>>false</useCommonScript> <variablePrefix>ut1</variablePrefix> </pre>	<pre> [{ "agent": null, "agentCluster": null, "agentClusterVar": null, "agentFieldsRestriction": "No Restriction", "agentType": "Windows", "agentVar": null, "alwaysCancelOnFinish": false, "automaticOutputRetrievalFieldsRestri ction": "Hidden", "broadcastCluster": null, "broadcastClusterVar": null, "createConsole": false, "credentialFieldsRestriction": "Hidden", "credentials": null, "credentialsVar": null, "description": null, "desktopInteract": false, "elevateUser": false, "environment": [], "environmentVariablesFieldsRestriction ": "Read Only", "exitCodeOutput": null, "exitCodeProcessing": "Success Exitcode Range", "exitCodeProcessingFieldsRestriction" : "Hidden", "exitCodeText": null, "exitCodes": "0", "fields": [], "name": "UT1", "outputFailureOnly": true, "outputReturnFile": null, "outputReturnNline": "100", "outputReturnSline": "1", "outputReturnText": null, "outputReturnTextType": "NONE", "outputType": "STDOUT", "retainSysIds": true, "runtimeDir": null, "script": null, "scriptTypeWindows": null, "scriptUnix": null, "scriptWindows": "exit 0", "sysId": "32e34b8d138f40a2afbdda79cb1b1d56", "useCommonScript": false, "variablePrefix": "ut1", "waitForOutput": false }, { "agent": null, "agentCluster": null, </pre>


```

<waitForOutput>>false</waitForOutput>
</universalTemplate>
<universalTemplate><agent /><agentCluster
 /><agentClusterVar /><agentFieldsRestriction>No Restriction</agentFieldsRestriction><agentType>Windows</agentType><agentVar
 />
<alwaysCancelOnFinish /><automaticOutputRetrievalFieldsRestriction>Hidden</automaticOutputRetrievalFieldsRestriction><broad
 castCluster /><broadcastClusterVar /><createConsole>false</createConsole><credentialFieldsRestriction>Hidden</credentialFieldsRestriction><credential
 sVar /><description /><desktopInteract>false</desktopInteract><elevateUser>false</elevateUser><environmentVariablesFieldsRestriction>Read Only</environmentVariablesFieldsRestriction><exitCodeOutput /><exitCodeProcessing>Success
 Exitcode Range</exitCodeProcessing><exitCodeProcessingFieldsRestriction>Hidden</exitCodeProcessingFieldsRestriction><exitCodeText /><exitCodes>0</exitCodes><fields
 /><name>UT1</name>
<outputFailureOnly>>true</outputFailureOnly>
<outputReturnFile /><outputReturnNline>100</outputReturnNline><outputReturnSline>1</outputReturnSline><outputReturnText
 /><outputReturnTextType>NONE</outputReturnTextType>
<outputType>STDOUT</outputType><runtimeDir /><script /><scriptTypeWindows /><scriptUnix /><scriptWindows>exit 0</scriptWindows><sysId>32e34b8d138f40a2afbdda79cb1b1d56</sysId><useCommonScript>false</useCommonScript><variablePrefix>ut1</variablePrefix><waitForOutput>>false</waitForOutput>
</universalTemplate>
</universalTemplates>

"agentClusterVar": null,
"agentFieldsRestriction": "No
Restriction",
"agentType": "Windows",
"agentVar": null,
"alwaysCancelOnFinish": false,
"automaticOutputRetrievalFieldsRestriction": "Hidden",
"broadcastCluster": null,
"broadcastClusterVar": null,
"createConsole": false,
"credentialFieldsRestriction": "Hidden",
"credentials": null,
"credentialsVar": null,
"description": null,
"desktopInteract": false,
"elevateUser": false,
"environment": [],
"environmentVariablesFieldsRestriction":
"Read Only",
"exitCodeOutput": null,
"exitCodeProcessing": "Success Exitcode
Range",
"exitCodeProcessingFieldsRestriction":
"Hidden",
"exitCodeText": null,
"exitCodes": "0",
"fields": [],
"name": "UT1",
"outputFailureOnly": true,
"outputReturnFile": null,
"outputReturnNline": "100",
"outputReturnSline": "1",
"outputReturnText": null,
"outputReturnTextType": "NONE",
"outputType": "STDOUT",
"retainSysIds": true,
"runtimeDir": null,
"script": null,
"scriptTypeWindows": null,
"scriptUnix": null,
"scriptWindows": "exit 0",
"sysId":
"32e34b8d138f40a2afbdda79cb1b1d56",
"useCommonScript": false,
"variablePrefix": "ut1",
"waitForOutput": false
}
]
    
```

Modify a Universal Template

	Description
--	-------------

URI	http://host_name/uc/resources/universaltemplate
HTTP Method	PUT
Description	Modifies the Universal Template specified by the <code>sysId</code> in the <code>request</code> . To modify Universal Template properties without modifying related records, see the <code>excludeRelated</code> property.
Example URI	http://localhost:8080/uc/resources/universaltemplate
Consumes Content-Type	application/xml, application/json
Produces Content-Type	n/a
Example	See Create, Modify, and Read a Universal Template: XML and JSON Examples .
Universal Template Properties	See Universal Template Properties .
Field Properties	See Field Properties .
Choice Properties	See Choice Properties .
Example Response	<ul style="list-style-type: none"> Status 200 /OK Successfully updated the universaltemplate with sysId <sysId>. Status 400 /Bad Request Update universal template failed. (message)

Read a Universal Template

	Description
URI	http://host_name/uc/resources/universaltemplate
HTTP Method	GET
Description	Retrieves information on a specific Universal Template .
URI Parameters	See Read a Universal Template: URI Parameters , below.
Example URI	http://localhost:8080/uc/resources/universaltemplate?templatename=UT1
Consumes Content-Type	n/a
Produces Content-Type	application/xml, application/json
Universal Template Properties	See Universal Template Properties .
Field Properties	See Field Properties .
Choice Properties	See Choice Properties .

Example Response	<ul style="list-style-type: none"> • Status 200 /OK (See Create, Modify, and Read a Universal Template: XML and JSON Examples.) • Status 400 /Bad Request Mutual exclusion violation. Cannot specify templatename and templateid at the same time. • Status 404 /Not Found A Universal Template with {name/id} does not exist.
------------------	---

Read a Universal Template: URI Parameters

Name	Description	Specifications	Required	Mutually Exclusive With
templateid	Unique ID for this Universal Template.		Y (unless templatename is specified)	templatename
templatename	Name used within the Controller to identify this Universal Template.	Maximum 40 alphanumeric.	Y (unless templateid is specified)	templateid


Properties

Universal Template Properties

Property	UI Field Name	Description	Specifications	Required	Mutually Exclusive With
agent	Agent	Name of the Agent to use.		N	agentVar, broadcastCluster, and broadcastClusterVar
agentCluster	Agent Cluster	Group of Agents, one of which the Controller will choose to run this task (compare with broadcastCluster).		N	agentClusterVar, broadcastCluster, and broadcastClusterVar
agentClusterVar	Agent Cluster Variable	Name of a variable that will be resolved at run time to the name of the Agent Cluster to use.	Format: \${variable name}.	N	agentCluster, broadcastCluster, and broadcastClusterVar
agentFieldsRestriction	Agent Fields	Restriction to apply to the group of Agent Fields.	Valid values: <ul style="list-style-type: none"> • As String = No Restriction, As Value = 0 • As String = Read Only, As Value = 1 • As String = Hidden, As Value = 2 	N	

agentType	Agent Type	Type of Agent on which Universal Tasks based on this template can be run.	Valid values: <ul style="list-style-type: none"> As String = Any, As Value = 1 As String = Linux/Unix, As Value = 2 As String = Windows, As Value = 3 	Y	
agentVar	Agent Variable	Name of a variable that will be resolved at run time to the name of the Agent to use.	Format: \${variable name}.	N	agent, broadcastCluster, and broadcastClusterVar
alwaysCancelOnFinish	Always Cancel On Finish	Specification for whether or not to always perform a Cancel when Force Finishing a Universal Task for this template.	Boolean; Valid values: true/false. Default is false.	N	
automaticOutputRetrievalFieldsRestriction	Automatic Output Retrieval Fields	Restriction to apply to the group of Automatic Output Retrieval Fields.	Valid values: <ul style="list-style-type: none"> As String = No Restriction, As Value = 0 As String = Read Only, As Value = 1 As String = Hidden, As Value = 2 	N	
broadcastCluster	Cluster Broadcast	Group of Agents, all of which will run this task (compare with agentCluster). Each instance of the task running on its own Agent becomes a separate task instance record in the database and displays separately on the Activity Monitor.		N	broadcastClusterVar, agent, agentVar, agentCluster, and agentClusterVar
broadcastClusterVar	Cluster Broadcast Variable	Name of a variable that will be resolved at run time to the name of the Cluster Broadcast to use.	Format: \${variable name}	N	broadcastCluster, agent, agentVar, agentCluster, and agentClusterVar
createConsole	Create Console	If desktopInteract is true; Specification for whether or not to allocate a new console for the process, rather than having it inherit one.	Boolean; Valid values: true/false. Default is false.	N	
credentialFieldsRestriction	Credential Fields	Restriction to apply to the group of Credential Fields.	Valid values: <ul style="list-style-type: none"> As String = No Restriction, As Value = 0 As String = Read Only, As Value = 1 As String = Hidden, As Value = 2 	N	
credentials	Credentials	Credentials under which an Agent runs this task. These credentials override any credentials provided in the Agent Details for any Agent running this task.		N	credentialsVar
credentialsVar	Credentials Variable	Name of a variable that will be resolved at run time to the name of the {Credentials} to use.		N	credentials
description	Description	Description of this Universal Template.		N	
desktopInteract	Interact with Desktop	Specification for whether or not a task that runs an application with a GUI requires some manual actions from a user (for example, clicking buttons or entering values).	Boolean; Valid values: true/false. Default is false. This property is effective only for tasks executed on Windows XP or Server 2003. Windows Vista introduced the desktop isolation feature, which prevents tasks from accessing the interactive desktop session on Vista, Windows 7, Server 2008, Windows 8, and Server 2012. The Windows agent will execute the task, but the Interact with Desktop option has no effect. Therefore, an interactive application's GUI will not be visible on those platforms.	N	

elevateUser	Run with Highest Privileges	Specification for whether or not to execute the task using an elevated privileges token, rather than one subject to User Account Control (UAC) restrictions. An elevated token allows a process to execute with all the privileges available to its specified credentials. For example, a task executed with an administrative account will behave as though it received permission via a UAC dialog to perform a privileged operation.	Boolean; Valid values: true/false. Default is false. This property will not give a user account privileges that have are not already granted to it. For example, taking ownership of a file is a privileged operation by default. A task will still fail even with this option selected if it is run with a regular user account that has not been granted the ability to change file ownership.	N	
environment	Environment Variables	Environment variables needed by the program to run.	List of environment variables: <pre><environment><variable><name>env1</name><value>test1</value></variable><variable><name>env2</name><value>test2</value></variable></environment></pre>	N	
environmentVariableFieldsRestriction	Environment Variable Fields	Restriction to apply to the group of Environment Variables Fields.	Valid values: <ul style="list-style-type: none">As String = No Restriction, As Value = 0As String = Read Only, As Value = 1As String = Hidden, As Value = 2	N	
excludeRelated	n/a	Specification for whether or not to exclude related records.	Boolean; Valid values: true/false. Default is false. For XML, <code>excludeRelated</code> is specified as an attribute on the <code>universalTemplate</code> element.	N	
exitCodeOutput	Output File	Path and file name of the output file that should be scanned for the text in <code>exitCodeText</code> .		N	
exitCodeProcessing	Exit Code Processing	Specification for how the Controller should determine whether the executed command failed or completed successfully.	Valid values: <ul style="list-style-type: none">As String = Success Exitcode Range, As Value = 1As String = Failure Exitcode Range, As Value = 2As String = Success Output Contains, As Value = 3As String = Failure Output Contains, As Value = 4 Default is Success Exitcode (1).	N	
exitCodeProcessingFieldsRestriction	Exit Code Processing Fields	Restriction to apply to the group of Exit Code Processing Fields.	Valid values: <ul style="list-style-type: none">As String = No Restriction, As Value = 0As String = Read Only, As Value = 1As String = Hidden, As Value = 2	N	
exitCodes	Exit Codes	If <code>exitCodeProcessing</code> is Success Exitcode Range or Failure Exitcode Range; Range of exit codes.	Format: Numeric. Use commas to list a series of exit codes; use hyphens to specify a range. Example: 1,5, 22-30.	Y	
exitCodeText	Scan Output For	If <code>exitCodeProcessing</code> is Success Output Contains (3) or Failure Output Contains (4); text for which the Controller should scan the output file.	The Controller will process this field as a regular expression .	Y	
name	Name	Name of this Universal Template.		Y	
outputFailureOnly	Failure Only	If <code>outputReturntype</code> = STDOUT (2), STDERR (3), FILE (4), or OUTERR (6), and <code>waitForOutput</code> is false; Indication for whether output should be retrieved on task failure only.	Boolean; Valid values: true/false. Default is false.	N	
outputReturnFile	Output File	If <code>outputReturntype</code> is FILE; Path and file name containing the output that you want automatically retrieved and attached to the task instance.		N	
outputReturnLines	Number of Lines	If <code>outputReturntype</code> is STDOUT, STDERR, FILE, or OUTERR; Limit the retrieved data to this number of lines.	Default is the value of the Retrieve Output Default Maximum Lines Universal Controller system property.	N	

outputReturnLine	Start Line	If <code>outputReturnType</code> is STDOUT, STDERR, FILE, or OUTERR; Instructs the Controller to retrieve data beginning at the line indicated.	Default is 1.	N	
outputReturnText	Scan Text	If <code>outputReturnType</code> is STDOUT, STDERR, FILE, or OUTERR; Instructs the Controller to scan the data for the text specified and retrieve only that.	The Controller will process this field as a regular expression .	N	
outputReturnType	Automatic Output Retrieval	Specification for whether you want the Controller to automatically retrieve any output from the job and attach it to the task instance record.	<p>Valid values:</p> <ul style="list-style-type: none"> As String = NONE, As Value = 1 As String = STDOUT, As Value = 2 As String = STDERR, As Value = 3 As String = FILE, As Value = 4 As String = OUTERR, As Value = 6 <p>Default is OUTERR (6).</p> <p>Note  If <code>outputReturnType</code> is not NONE (1), the web service will fail with Start Failure if <code>outputProhibited</code> is true for the specified agent.</p>	N	
outputType	Output Type	If <code>exitCodeProcessing</code> is Success Output or Failure Output; Type of output.	<p>Valid values:</p> <ul style="list-style-type: none"> As String = STDOUT, As Value = 1 As String = STDERR, As Value = 2 As String = FILE, As Value = 3 <p>Default is STDOUT (1).</p>	N	
retainSysIds	n/a	Specification for whether or not the Create a Universal Template web service will persist the <code>sysId</code> property.	<p>Boolean; Valid values: true/false. Default is false.</p> <p>For XML, <code>retainSysIds</code> is specified as an attribute on the <code>universalTemplate</code> element.</p> <p>Used for both the Create and Update web services; for Update, it is used only for the related lists (Fields and Choices). It is recommended that <code>retainSysIds</code> be enabled when updating Choice values so that the command can determine which Choice values have been updated and propagate the new value to Universal Tasks using the previous Choice value.</p> <p>If <code>retainSysIds</code> is not enabled when updating Choice values, the command can determine only which Choice values have been added or removed; Universal Tasks using the previous Choice values will not be updated.</p>	N	
runtimeDir	Runtime Directory	Directory from which the application should be executed.	Variables are supported.	N	
script	Script	If <code>useCommonScript</code> is true; Script to be executed by the specified Agent.		N	
scriptUnix	Linux/Unix Script	If <code>agentType</code> is Any or Linux/Unix; Script to be executed by the Linux/Unix Agent.		N	
scriptWindows	Windows Script	If <code>agentType</code> is Any or Windows; Script to be executed by the Windows Agent.		N	

scriptTypeWindows	Windows Script File Type	If agentType is Windows; Type of Windows Script to be executed by the Windows Agent.	Valid values: <ul style="list-style-type: none"> • As String = bat • As String = cmd • As String = js • As String = ps1 • As String = py • As String = uapy • As String = vbs • As String = wsf • As String = Other 	N	
sysId	UUID	System ID field in the database for this record.	Persisted only if retainSysIds is set to true.	N	
useCommonScript	Use Common Script	Indication that the specified script can be executed by both Linux/Unix and Windows Agents.	Boolean; Valid values: true/false. Default is false.	N	
variablePrefix	Variable Prefix	Variable prefix to append to the default prefix (ops_) for the system-assigned variables that are provided for the user-defined Fields in this Universal Template.		Y	
waitForOutput	Wait For Output	If outputReturnType = STDOUT (2), STDERR (3), FILE (4), or OUTERR (6), and outputFailureOnly is false; Specification for whether or not the task should wait for the requested output before completing.	Boolean; Valid values: true/false. Default is false.	N	

Field Properties


Property	UI Field Name	Description	Specifications	Required
arrayNameTitle	Name Title	If fieldType is Array; Title to be displayed for the Name column.		N
arrayValueTitle	Value Title	If fieldType is Array; Title to be displayed for the Value column.		N
booleanNoValue	No Value	If booleanValueType is Custom; Boolean No value for this Field.		Y (if booleanValueType is Custom)
booleanValueType	Boolean Value Type	Type of Boolean value for this Field.	Valid values: <ul style="list-style-type: none"> • As String = true/false, As Value = 1 • As String = 1/0, As Value = 2 • As String = Custom, As Value = 3 Default is true/false (1).	N
booleanYesValue	Yes Value	If booleanValueType is Custom; Boolean Yes value for this Field.		Y (if booleanValueType is Custom)
choiceAllowEmpty	Allow Empty Choice	If fieldType is Choice; Specification for whether or not an empty (blank) option is available for this Choice field in any Universal Task based on this template, allowing the user to clear the value of this field.		N
choiceAllowMultiple	Allow Multiple Choices	If fieldType is Choice; Specification for whether or not more than one choice can be selected at a time. When multiple choices are selected, the built-in field variable will resolve to a comma-delimited String of choice values.		N

choiceSortOption	Choice Sort Option	If fieldType is Choice; Specification for how Choices will be listed in the Choice field in Universal Task.	Valid values: <ul style="list-style-type: none"> As String = Sequence, As Value = 1 As String = Label, As Value = 2 Default is Sequence (1).	N
defaultListView	Add To Default List View	Specification that the label of this Field will display, by default, in the list of Universal Tasks based on this template.	Boolean; Valid values: true/false. Default is false.	N
fieldLength	Length	If fieldType is Text or Integer; Length of this Field.	Integer	N
fieldMapping	Mapping	Field, from a pool of available fields provided for use in a Universal Template, that this Field is mapped to.	Valid values: <ul style="list-style-type: none"> As String = <ul style="list-style-type: none"> Integer Field [1-10] Boolean Field [1-10] Text Field [1-20] Large Text Field [1-2] Choice Field [1-15] Credential Field [1-6] Script Field [1-2] Array Field [1-4] Float Field [1-4] 	Y
fieldType	Type	Field type for this Field.	Valid values: <ul style="list-style-type: none"> As String = Text, As Value = 1 As String = Integer, As Value = 2 As String = Boolean, As Value = 3 As String = Choice, As Value = 4 As String = Credential, As Value = 5 As String = Script, As Value = 6 As String = Array, As Value = 7 As String = Float, As Value = 8 Default is Text (1).	N
fieldValue	Default Value	Default value for this Field.	Value values by fieldType: <ul style="list-style-type: none"> fieldType = Text, fieldValue = <i>string</i> fieldType = Integer, fieldValue = <i>integer</i> fieldType = Boolean, fieldValue = <i>true/false</i> fieldType = Choice, fieldValue = <i>Choice Value</i> fieldType = Credential, fieldValue = <i>Credential Name</i> fieldType = Script, fieldValue = <i>Script Name</i> fieldType = Array, fieldValue = (not supported) fieldType = Float, fieldValue = <i>float</i> 	N
formColumnSpan	Column Span	Number of columns (width) in the Universal Task (based on this Universal Template) Details for this Field.	Valid values: <ul style="list-style-type: none"> As Value = 1: As Value = 2 As Value = 3 Default is 1.	N
formEndRow	End Row	Specification that this Field will end the current row.	Boolean; Valid values: true/false. Default is false.	N

formStart Row	Start Row	Specification that this Field will start a new row.	Boolean; Valid values: true/false. Default is false.	N
hint	Hint	Field hint for this Field in the Controller user interface.		N
intFieldMax	Maximum	If fieldType is Integer; Maximum value for this Field.	Integer	N
intFieldMin	Minimum	If fieldType is Integer; Minimum value for this Field.	Integer	N
label	Label	Name of this Field to be displayed in the Controller user interface.		Y
name	Name	Name of this Field in the Controller database.		Y
noSpaceIfHidden	No Space If Hidden	Specification that a space should not be reserved in place of the hidden field.	Boolean; Valid values: true/false. Default is false.	N
preserveValueIfHidden	Preserve Value If Hidden	Specification that the value of this field should be preserved if the field is hidden. Note A Field with preserveValueIfHidden = true will be validated even if the Field is hidden. Also, if a Field's showIfField or requireIfField specifies a field (for example, Boolean Field 1) that has preserveValueIfHidden = true, when validating whether the Field is visible or required, Boolean Field 1's value is considered visible.	Boolean; Valid values: true/false. Default is false.	N
required	Required	Specification for whether this Field is required or optional. Note If you modify a Universal Template Field to add a Required condition, review and assign an appropriate field value to any Universal Tasks that are no longer in compliance to avoid a Start Failure.	Boolean; Valid values: true/false. Default is false.	N
requireIfField	Require If Field	If required is false and showIfField is not specified; Specification that this Field in the template will be required in any Universal Tasks based on this template the Choice Field (Choice Field 1-15) or Boolean Field (Boolean Filed 1-10) selected as the Require If Field has a value corresponding to the value(s) defined in the Require If Filed Value(s) field. Note If you modify a Universal Template Field to add or augment a Require If Field condition, review and assign an appropriate field value to any Universal Tasks that are no longer in compliance to avoid a Start Failure.	Valid values: <ul style="list-style-type: none"> As String = Choice Field [1-15] As String = Boolean Field [1-10] 	N
requireIfFieldValue	Require If Field Value(s)	If requireIfField is not null/empty; Value(s) for the specified requireIfField.		Y (if requireIfField is specified)
requireIfVisible	Require If Visible	Specification that the Field is required if it is visible. Note If you modify a Universal Template Field to add a Require If Visible condition, review and assign an appropriate field value to any Universal Tasks that are no longer in compliance to avoid a Start Failure.	Boolean; Valid values: true/false. Default is false.	N
sequence	Sequence	For existing Fields only; System-defined; Sequence of this Field among all user-defined Universal Template Fields to be included in the Universal Task Details. Starting sequence is 0 for the first defined Field.	Integer; Read-only. Note sequence is included in the XML/JSON by the Read and List web services; however, it is not used by the Create and Update web services. For Create and Update, the sequence is set based on the Field order specified in the XML/JSON.	N
showIfField	Show If Field	If required is false and requireIfField is not specified; Specification that this Field in the template will be visible in any Universal Tasks based on this template if the Choice Field (Choice Field 1-15) or the Boolean Field (Boolean Field 1-10) selected as the Show If Field has a value corresponding to the value(s) defined in the Show If Field Value(s) field.	Valid values: <ul style="list-style-type: none"> As String = Choice Field [1-15] As String = Boolean Field [1-10] 	N

showIfFieldValue	Show If Field Value	If showIfField is not null/empty; Value(s) for the specified showIfField.		Y If showIfField is specified.
sysId	n/a	sys_id used within the Controller to identify this Universal Template Field.	Persisted only if retainSysIds is set to true.	N

Choice Properties

Property	UI Field Name	Description	Specifications	Required
fieldValue	Value	Value of this Choice.	Maximum length = 255 characters.	Y
fieldValueLabel	Label	If useFieldValueForLabel is false; Name that will appear for this Choice in the Choice list for a Universal Task. (Maximum = 50 characters.)		Y (unless useFieldValueForLabel is true)
sequence	Sequence	For existing Choices only; System-defined sequence of this Choice among all Choices defined for this Field. Starting sequence is 0 for the first defined Choice.	Read-only Note  sequence is included in the XML/JSON by the Read and List web services; however, it is not used by the Create and Update web services. For Create and Update, the sequence is set based on the Choice order specified in the XML/JSON.	N
sysId	n/a	sys_id used within the Controller to identify this Universal Template Field.	Persisted only if retainSysIds is set to true.	N
useFieldValueForLabel	Use Value For Label	If the fieldValue value is 50 characters or less; Use the fieldValue value as the fieldValueLabel value (which is a maximum 50 characters).	Boolean; Valid values: true/false. Default is false.	N

User Web Services

- [Overview](#)
- [Create a User](#)
- [Create, Modify, and Read a User: XML and JSON Examples](#)
- [Delete a User](#)
 - [Delete a User: URI Parameters](#)
- [List Users](#)
 - [List Users: XML and JSON Examples](#)
- [Modify a User](#)
- [Read a User](#)
 - [Read a User: URI Parameters](#)
- [Properties](#)
 - [User Properties](#)
 - [User Permission Properties](#)
 - [User Role Properties](#)

Overview

Universal Controller supports the following RESTful-based web services for User operations, which are listed alphabetically on this page.

- [Create a User](#)
- [Delete a User](#)
- [List Users](#)
- [Modify a User](#)
- [Read a User](#)

Formatting specifications for each web service, including details about parameter requirements, are provided.

Create a User

	Description
URI	http://host_name/uc/resources/user
HTTP Method	
Description	Creates a new User .
Example URI	http://localhost:8080/uc/resources/user
Consumes Content-Type	application/xml, application/json
Produces Content-Type	n/a
Example	See Create, Modify, and Read a User: XML and JSON Examples: XML and JSON Examples , below.
User Properties	See User Properties , below.
User Permission Properties	See User Permission Properties , below.

User Role Properties	See User Role Properties , below.
Example Response	<ul style="list-style-type: none"> Status 200 /OK Successfully created the user with sysId {sysId}.

Create, Modify, and Read a User: XML and JSON Examples

The [excludeRelated](#) and [retainSysIds](#) properties are specified as attributes in the <user> element of XML web services.

XML	JSON
------------	-------------

```
<user retainSysIds="true"><active>true</active><browserAccess>-- System
Default --</browserAccess><businessPhone /><commandLineAccess>-- System
Default --</commandLineAccess><department /><email>test@test.com</email><firstN
ame>Joe</firstName><lastName>Doe</lastName><lockedOut>>false</lockedOut><loginMe
thod>Standard, Single Sign-On</loginMethod><manager>Administrator</manager><mid
dleName>M</middleName><mobilePhone /><passwordNeedsReset>>false</passwordNeedsRe
set><permissions><permission><allGroups>>false</allGroups><commands>ALL</commands
><defaultGroup>true</defaultGroup><nameWildcard>*</nameWildcard><opCreate>>false<
/opCreate><opDelete>true</opDelete><opExecute>true</opExecute><opRead>true</opR
ead><opUpdate>true</opUpdate><opswiseGroups /><permissionType>Agent</permission
Type><sysId>c489750500d444eca9325559d0ef9673</sysId></permission></permissions><
sysId>3de4c72e27c94d4aa840bffc7509ca</sysId><timeZone /><title>Vice
President</title><userName>test.user</userName><userPassword>abc123</userPasswo
rd><userRoles><userRole><role description="The universal template admin role."
>ops_universal_template_admin</role><sysId>187ecb3a27544b7fb702cae66dc8d5e3</sy
sId></userRole><userRole><role description="The report publishing role."
>ops_report_publish</role><sysId>2e1dc86f47c6431884373f0e06b841da</sysId><
/userRole></userRoles><webServiceAccess>-- System Default --</webServiceAccess>
</user>
```

```
{
  "active": true,
  "browserAccess": "-- System Default --",
  "businessPhone": null,
  "commandLineAccess": "-- System Default --",
  "department": null,
  "email": "test@test.com",
  "firstName": "Joe",
  "lastName": "Doe",
  "lockedOut": false,
  "loginMethod": "Standard, Single Sign-On",
  "manager": "Administrator",
  "middleName": "M",
  "mobilePhone": null,
  "passwordNeedsReset": false,
  "permissions": [ {
    "allGroups": false,
    "commands": "ALL",
    "defaultGroup": true,
    "nameWildcard": "*",
    "opCreate": false,
    "opDelete": false,
    "opExecute": true,
    "opRead": true,
    "opUpdate": true,
    "opswiseGroups": [],
    "permissionType": "Agent",
    "sysId": "c489750500d444eca9325559d0ef9673"
  } ],
  "retainSysIds": true,
  "sysId": "3de4c72e27c94d4aa840bffc7509ca",
  "timeZone": null,
  "title": "Vice President",
  "userName": "test.user",
  "userPassword": "abc123",
  "userRoles": [ {
    "role": {
      "description": "The universal template admin role.",
      "value": "ops_universal_template_admin"
    },
    "sysId": "b8c25922d370438aada276cff669136d"
  }, {
    "role": {
      "description": "The report publishing role.",
      "value": "ops_report_publish"
    },
    "sysId": "fda36f00cc4544bc8f7fbd203290539a"
  } ],
  "webServiceAccess": "-- System Default --"
}
```

Delete a User

	Description
URI	http://host_name/uc/resources/user

HTTP Method	DELETE
Description	Deletes a User .
URI Parameters	See Delete a User URI Parameters , below.
Example URI	<ul style="list-style-type: none"> http://localhost:8080/uc/resources/user?username=Test_User_Name http://localhost:9080/uc/resources/user?userid=18fcf558002743e38edc49114734b6d9
Example Response	<ul style="list-style-type: none"> Status 200 /OK User {username} deleted successfully. Status 400 /Bad Request Mutual exclusion violation. Cannot specify userid and username at the same time. Status 404 /Not Found User with {username/userid} does not exist.

Delete a User: URI Parameters

Parameter	Description	Specifications	Required	Mutually Exclusive With
userid	ID used within the Controller to identify this user.	String; URI parameter.	Y (unless username is specified)	username
username	Name used within the Controller to identify this user.	String; URI parameter.	Y (unless userid is specified)	userid

List Users

	Description
URI	http://host_name/uc/resources/user/list
HTTP Method	GET
Description	Retrieves information on all Users .
Example URI	http://localhost:8080/uc/resources/user/list
Authentication	HTTP Basic
Produces Content-Type	application/xml, application/json
Example	See List Users: XML and JSON Examples .
User Properties	See #User Properties .
User Permission Properties	See User Permission Properties .
User Role Properties	See User Role Properties .

List Users: XML and JSON Examples

XML	JSON
<pre><users> <user><active>true</active><browserAccess>-- System Default --</browserAccess><businessPhone /><commandLineAccess>-- System Default --</commandLineAccess><department /><email>test@test.com</email><firstName>Joe</firstName><lastName>Doe</lastName><lockedOut>false</lockedOut><loginMethod>Standard, Single Sign-On</loginMethod><manager>Administrator</manager><middleName>M</middleName><mobilePhone /><passwordNeedsReset>false</passwordNeedsReset><permissions /><sysId>3de4c72e27c94d4aa840bffc7509ca</sysId><timeZone /><title>Vice President</title><userName>test.user</userName><userPassword>abc123</userPassword><userRoles /><webServiceAccess>-- System Default --</webServiceAccess> </user> <user> <active>true</active> <browserAccess>-- System Default --</browserAccess> <businessPhone /> <commandLineAccess>-- System Default --</commandLineAccess> <department /> <email>test@test.com</email> <firstName>Joe</firstName> <lastName>Doe</lastName> <lockedOut>false</lockedOut> <loginMethod>Standard, Single Sign-On</loginMethod> <manager>Administrator</manager> <middleName>M</middleName> <mobilePhone /> <passwordNeedsReset>false</passwordNeedsReset> <permissions> <permission> <allGroups>false</allGroups> <commands>ALL</commands> <defaultGroup>true</defaultGroup> <nameWildcard>*</nameWildcard> <opCreate>false</opCreate> <opDelete>true</opDelete> <opExecute>true</opExecute> <opRead>true</opRead> <opUpdate>true</opUpdate> <opwiseGroups /> <permissionType>Agent</permissionType> <sysId>c489750500d444eca9325559d0ef9673</sysId></pre>	<pre>[{ "active": true, "browserAccess": "-- System Default --", "businessPhone": null, "commandLineAccess": "-- System Default --", "department": null, "email": "test@test.com", "firstName": "Joe", "lastName": "Doe", "lockedOut": false, "loginMethod": "Standard, Single Sign-On", "manager": "Administrator", "middleName": "M", "mobilePhone": null, "passwordNeedsReset": false, "permissions": [], "sysId": "3de4c72e27c94d4aa840bffc7509ca", "timeZone": null, "title": "Vice President", "userName": "test.user", "userPassword": "abc123", "userRoles": [], "webServiceAccess": "-- System Default --" }, { "active": true, "browserAccess": "-- System Default --", "businessPhone": null, "commandLineAccess": "-- System Default --", "department": null, "email": "test@test.com", "firstName": "Joe", "lastName": "Doe", "lockedOut": false, "loginMethod": "Standard, Single Sign-On", "manager": "Administrator", "middleName": "M", "mobilePhone": null, "passwordNeedsReset": false, "permissions": [{ "allGroups": false, "commands": "ALL", "defaultGroup": true, "nameWildcard": "*", "opCreate": false, "opDelete": true, "opExecute": true, "opRead": true, "opUpdate": true, "opwiseGroups": [], "permissionType": "Agent", "sysId": "c489750500d444eca9325559d0ef9673" }], "retainSysIds": true, "sysId": "3de4c72e27c94d4aa840bffc7509ca", "timeZone": null, "title": "Vice President",</pre>

<pre> </permission> <permissions> <sysId>3de4c72e27c94d4aa840bffc7509ca</sysId> <timeZone /> <title>Vice President</title> <userName>test.user</userName> <userPassword>abc123</userPassword> <userRoles /> <webServiceAccess>-- System Default --</webServiceAccess> </user> </users> </pre>	<pre> "userName": "test.user", "userPassword": "abc123", "userRoles": [{ "role": { "description": "The universal template admin role.", "value": "ops_universal_template_admin" }, "sysId": "b8c25922d370438aada276cff669136d" }, { "role": { "description": "The report publishing role.", "value": "ops_report_publish" }, "sysId": "fda36f00cc4544bc8f7fbd203290539a" }], "webServiceAccess": "-- System Default --" } </pre>
--	--

Modify a User

	Description
URI	http://host_name/uc/resources/user
HTTP Method	PUT
Description	Modifies the User specified by the sysId in the request . To modify User properties without modifying related records, see the excludeRelated property.
Example URI	http://localhost:8080/uc/resources/user
Consumes Content-Type	application/xml, application/json
Produces Content-Type	n/a
Example	See Create, Modify, and Read a User: XML and JSON Examples .
User Properties	See User Properties .
User Permission Properties	See User Permission Properties .
User Role Properties	See User Role Properties .
Example Response	<ul style="list-style-type: none"> Status 200 /OK Successfully updated the user with sysId <sysId>.

Read a User

	Description
URI	http://host_name/uc/resources/user
HTTP Method	GET
Description	Retrieves information on a specific User .
URI Parameters	See Read a User: URI Parameters , below.
Example URI	<ul style="list-style-type: none"> http://localhost:8080/uc/resources/user?username=test.user http://localhost:8080/uc/resources/user?userid=c489750500d444eca9325559d0ef9673
Consumes Content-Type	n/a
Produces Content-Type	application/xml, application/json
User Properties	See User Properties .
User Permission Properties	See User Permission Properties .
User Role Properties	See User Role Properties .
Example Response	<ul style="list-style-type: none"> Status 200 /OK (See Create, Modify, and Read a User: XML and JSON Examples.) Status 404 /Not Found A user with id "f87848b00a0001037f43e7c81c8ec969" does not exist.


Read a User: URI Parameters


Name	Description	Specifications	Required	Mutually Exclusive With
userid	Unique ID for this User.		Y (unless <code>username</code> is specified)	<code>username</code>
username	Name used within the Controller to identify this User.	Maximum 40 alphanumeric.	Y (unless <code>userid</code> is specified)	<code>userid</code>

Properties

User Properties

Property	UI Field Name	Description	Specifications	Required
<code>active</code>	Active	Specification for whether or not the user is active. An active user can log in to the Controller. An inactive user cannot log in to the Controller, and the user will not appear in user lists.	Boolean. Valid Values: true/false. Default is false.	N

browserAccess	Web Browser Access	Specification for whether or not the user can log in to the user interface.	Valid Values: <ul style="list-style-type: none"> As String = -- System Default --, As Value = 0 As String = Yes, As Value = 1 As String = No, As Value = 2 Default is – System Default – (0).	N
businessPhone	Business Phone	Business phone number of this user.		N
commandLineAccess	Command Line Access	Specification for whether or not the user can log in to the Universal Controller Command Line Interface (CLI) .	Valid values: <ul style="list-style-type: none"> As String = -- System Default --, As Value = 0 As String = Yes, As Value = 1 As String = No, As Value = 2 Default is – System Default – (0).	N
department	Department	Business department of this user.		N
email	Email	Email address of this user.		N
excludeRelated	n/a	For the Modify User web service; specification for whether or not to exclude related records (User Permissions, User Roles) from the update, even if they are provided in the request. Note  In XML, excludeRelated is specified as an attribute in the <user> element.	Valid values: true/false (default is false).	N
firstName	First Name	First Name of this user.		N
lastName	Last Name	Last Name of this user.		N
lockedOut	Locked out	Specification for whether or not the user is locked out of the Controller.	Boolean. Valid Values: true/false. Default is false.	N
loginMethods	Login Methods	Login method(s) that the user can authenticate with.	Valid Values: <ul style="list-style-type: none"> Standard Single Sign-On Standard, Single Sign-On 	N
manager	Manager	Business manager of this user.	Manager user ID	N
middleName	Middle Name	Middle Name of this user.		N
mobilePhone	Mobile Phone	Mobile phone number of this user.		N
passwordNeedsReset	Password Requires Reset	Specification for whether or not the user will be prompted to reset the password at next login.	Boolean. Valid Values: true/false. Default is false.	N

retainSysIds	n/a	<p>Specification for whether or not the Create a User web service will persist the <code>sysId</code> property.</p> <ul style="list-style-type: none"> If <code>retainSysIds="true"</code> and <code>sysId</code> is included in the request/response, <code>sysId</code> will be persisted to the database. If <code>retainSysIds="false"</code> and <code>sysId</code> is included in the request/response, <code>sysId</code> will be ignored; it will be autogenerated by the Controller. <p>Note  In XML, <code>retainSysIds</code> is specified as an attribute in the <code><user></code> element.</p>	Valid values: true/false (default is true).	N
sysId	n/a	System ID field in the database for this record.	Persisted only if <code>retainSysIds</code> is set to true.	N
timeZone	Time Zone	Time zone of this user.	When this user logs in, all scheduling times will be shown in the user's time zone, unless the trigger specifies a different time zone.	N
title	Title	Business title of this user.		N
userName	User ID	Log in ID for this user.		Y
userPassword	Password	<p>Password of this user.</p> <p>If <code>userPassword</code> is included in the request, <code>userPassword</code> will be updated.</p>	Used only by the Create a User and Modify a User web services.	Y (for Create a User)
webServiceAccess	Web Service Access	Specification for whether or not the user can log in to the Universal Controller RESTful Web Services API .	<p>Valid values:</p> <ul style="list-style-type: none"> As String = -- System Default --, As Value = 0 As String = Yes, As Value = 1 As String = No, As Value = 2 <p>Default is – System Default – (0).</p>	N

User Permission Properties

Property	UI Field Name	Description	Specifications	Required
allGroups	Member of Any Business Service or Unassigned	Specification for whether or not this permission applies both to records that belong to any Business Service and to records that do not belong to any Business Service.	Boolean. Valid Values: true/false. Default is false.	N
commands	Commands	Commands that are associated with each permission.	Valid values: see #Command Permissions , below.	N
defaultGroup	Unassigned to Business Service	Specification for whether or not this permission applies to records that do not belong to any Business Service.	Boolean. Valid Values: true/false. Default is false.	N
nameWildcard	Name	Specification to apply this permission to records whose name matches the string specified here.	Wildcards (*) can be used.	Y
opCreate	Create	Allows the user to create records of the specified <code>permissionType</code> .	<p>Boolean. Valid Values: true/false. Default is false.</p> <p>Cannot be set to true if <code>permissionType</code> is Agent.</p>	N
opDelete	Delete	Allows the user to delete records of the specified <code>permissionType</code> .	Boolean. Valid Values: true/false. Default is false.	N

opExecute	Execute	Allows the user to execute records of the specified <code>permissionType</code> .	<p>Boolean. Valid Values: true/false. Default is false.</p> <p>If the Strict Connection Execute Constraints Universal Controller system property is false:</p> <ul style="list-style-type: none"> • <code>opExecute</code> can be set to true only if <code>permissionType</code> is Agent, Credential, Script, or Virtual Resource. <p>If the Strict Connection Execute Constraints Universal Controller system property is true:</p> <ul style="list-style-type: none"> • <code>opExecute</code> can be set to true only if <code>permissionType</code> is Agent, Credential, Database Connection, Email Connection, SAP Connection, Script, SNMP Manager, or Virtual Resource. 	N
opRead	Read	Allows the user to read records of the specified <code>permissionType</code> .	<p>Boolean. Valid Values: true/false. Default is false.</p> <p>If the Strict Business Service Membership Read Constraints Universal Controller system property is false:</p> <ul style="list-style-type: none"> • <code>opRead</code> must be set to true if <code>permissionType</code> is Agent, Agent Cluster, Calendar, Credential, Database Connection, Email Connection, SAP Connection, Email Template, SNMP Manager, or Virtual Resource. 	N
opUpdate	Update	Allows the user to update records of the specified <code>permissionType</code> .	<p>Boolean. Valid Values: true/false. Default is false.</p> <p>Must be set to true if <code>opCreate</code> is set to true.</p>	N
opwiseGroups	Member of Business Services	<p>Applies this permission to records that are members of the selected Business Service(s).</p> <p>XML</p> <pre><opwiseGroups><opwiseGroup>test</opwiseGroup></opwiseGroups></pre> <p>JSON</p> <pre>"opwiseGroups": ["test"]</pre>		N

permissionType	Type	Type of permission for this user.	Valid values: <ul style="list-style-type: none"> • As String = Agent, As Value = 1 • As String = Calendar, As Value = 2 • As String = Credential, As Value = 3 • As String = Task, As Value = 4 • As String = Task Instance, As Value = 5 • As String = Trigger, As Value = 6 • As String = Application, As Value = 7 • As String = Script, As Value = 8 • As String = Variable, As Value = 9 • As String = Virtual Resource, As Value = 10 • As String = Agent Cluster, As Value = 11 • As String = Email Template, As Value = 12 • As String = Email Connection, As Value = 13 • As String = Database Connection, As Value = 14 • As String = SAP Connection, As Value = 15 • As String = SNMP Manager, As Value = 16 • As String = PeopleSoft Connection, As Value = 17 • As String = Bundle, As Value = 18 • As String = Promotion Target, As Value = 19 • As String = OMS Server, As Value = 20 	Y
sysId	n/a	System ID field in the database for a record.	Persisted only if retainSysIds is set to true.	N

Command Permissions

Permission Type	Commands
Agent	<ul style="list-style-type: none"> • ALL • resume_agent • suspend_agent
Agent Cluster	<ul style="list-style-type: none"> • ALL • resolve_agent_cluster • resume_agent_cluster • suspend_agent_cluster • resume_agent_cluster_membership • suspend_agent_cluster_membership
Application	<ul style="list-style-type: none"> • ALL • appl_start • appl_stop • appl_query
Bundle	<ul style="list-style-type: none"> • ALL • promote_bundle

Calendar	<ul style="list-style-type: none"> • ALL • copy_calendar
Credential	
Database Connection	<ul style="list-style-type: none"> • ALL • copy_database_connection • database_connection_test
Email Connection	<ul style="list-style-type: none"> • ALL • copy_email_connection • email_connection_test
Email Template	<ul style="list-style-type: none"> • ALL • copy_email_template
OMS Server	<ul style="list-style-type: none"> • ALL • resume_oms_server • suspend_oms_server
PeopleSoft Connection	<ul style="list-style-type: none"> • ALL • copy_peoplesoft_connection
Promotion Target	<ul style="list-style-type: none"> • ALL • refresh_target_agents
SAP Connection	<ul style="list-style-type: none"> • ALL • copy_sap_connection
Script	<ul style="list-style-type: none"> • ALL • copy_script
SNMP Manager	<ul style="list-style-type: none"> • ALL • copy_snmp_manager

Task	<ul style="list-style-type: none"> • ALL • copy_task • launch • recalculate_forecast • reset_statistics • reset_zos_override_statistics • set_execution_restriction
Task Instance	<ul style="list-style-type: none"> • ALL • cancel • clear_all_dependencies • clear_exclusive • clear_resources • clear_timewait • force_finish • force_finish_cancel • hold • insert_task • rerun • release • release_recursive • retrieve_output • set_edge_satisfied (Mark as Satisfied in UI) • set_edges_satisfied (Clear Predecessors in UI) • set_priority_low • set_priority_medium • set_priority_high • set_manual_completed • set_manual_started • skip • unskip
Trigger	<ul style="list-style-type: none"> • ALL • assign_trigger_execution_user • copy_trigger • disable_trigger • enable_trigger • recalculate_forecast • set_skip_count • trigger_now
Variable	
Virtual Resource	<ul style="list-style-type: none"> • ALL • copy_virtual_resource

User Role Properties

Property	UI Field Name	Description	Specifications	Required
role	n/a	Role assigned to this user.		N
sysId	n/a	System ID field in the database for a record.		N

Variable Web Services

- [Overview](#)
- [Create a Global Variable](#)
- [Delete a Global Variable](#)
- [List Variables](#)
- [Modify a Global Variable](#)
- [Read a Global Variable](#)
- [Set Variables](#)

Overview

Universal Controller supports the following RESTful-based web services for Variable operations, which are listed alphabetically on this page.

- [Create a Global Variable](#)
- [Delete a Global Variable](#)
- [List Variables](#)
- [Modify a Global Variable](#)
- [Read a Global Variable](#)
- [Set Variables](#)

Formatting specifications for each web service, including details about parameter requirements, are provided.

Create a Global Variable


	Description
URI	http://host_name/uc/resources/variable
HTTP Method	POST
Description	Creates a Global Variable .
Example URI	http://localhost:8080/uc/resources/variable
Consumes Content-Type	application/xml, application/json
Produces Content-Type	n/a
Example Request	See Create a Global Variable: Example Request , below.
Request Properties	See Global Variable Properties , below.
Example Response	<ul style="list-style-type: none"> • Status 200 /OK Successfully created the variable with sysId {sysId} to version {version}.

Create a Global Variable: Example Request

XML Request	JSON Request
<pre><variable retainSysIds="true"><description>description</description><name>demo_ops_global</name><opswiseGroups><opswiseGroup>group 1</opswiseGroup><opswiseGroup>group 2</opswiseGroup></opswiseGroups><sysId>237f9f6c43d2617201b2bd04063f917a</sysId><value>Global</value></variable></pre>	<pre>{ "description": "description", "name": "demo_ops_global", "opswiseGroups": ["group 1", "group 2"], "retainSysIds": true, "sysId": "237f9f6c43d2617201b2bd04063f917a", "value": "Global" }</pre>

Global Variable Properties

Property	UI Field Name	Description	Specifications	Required
description	Description	User-defined; description of this record.		N
name	Name	Name used within the Controller to identify this Global Variable.	Contains a maximum of 40 alphanumerics.	Y
opswiseGroups	Member of Business Services	Business Services that this record belongs to. XML <pre><opswiseGroups><opswiseGroup>test</opswiseGroup></opswiseGroups></pre> JSON <pre>"opswiseGroups": ["test"]</pre>		N

retainSysIds	n/a	<p>Specification for whether or not the Create a Create a Global Variable web service will persist the <code>sysId</code> property.</p> <ul style="list-style-type: none"> If <code>retainSysIds="true"</code> and <code>sysId</code> is included in the request/response, <code>sysId</code> will be persisted to the database. If <code>retainSysIds="false"</code> and <code>sysId</code> is included in the request/response, <code>sysId</code> will be ignored; it will be autogenerated by the Controller. <p>Note  In XML, <code>retainSysIds</code> is specified as an attribute in the <code><variable></code> element.</p>	Valid values: true/false (default is true).	N
sysId	n/a	System ID field in the database for a record.	Persisted only if <code>retainSysIds</code> is set to true.	N
value	Value	Value of this variable.		N

Delete a Global Variable

	Description
URI	http://host_name/uc/resources/variable
HTTP Method	DELETE
Description	Deletes a Global Variable .
URI Parameters	See Delete a Global Variable: URI Parameters , below.
Example URI	http://localhost:8080/uc/resources/variable?variableid=dadf6b84c0a8016500a01a10da5e2c15
Example Response	<ul style="list-style-type: none"> Status 200 /OK Variable deleted successfully. Status 400 /Bad Request Mutual exclusion violation. Cannot specify <code>variablename</code> and <code>variableid</code> at the same time. Status 404 /Not Found A variable with <code>{name/id}</code> "test" does not exist.

Delete a Global Variable: URI Parameters

Parameter	Description	Specifications	Required	Mutually Exclusive With
<code>variableid</code>	ID used within the Controller to identify this Global Variable.	String; URI parameter.	Y (unless <code>variablename</code> is specified)	<code>variablename</code>
<code>variablename</code>	Name used within the Controller to identify this Global Variable.	String; URI parameter.	Y (unless <code>variableid</code> is specified)	<code>variableid</code>

List Variables

	Description
URI	http://host_name/uc/resources/variable/list
HTTP Method	POST
Description	Retrieves information on variables matching specific search criteria.
Example URI	http://localhost:8080/uc/resources/variable/list
Authentication	HTTP Basic
Consumes Content-Type	application/xml, application/json
Produces Content-Type	application/xml, application/json
Example Request	See List Global Variables: XML and JSON Examples .
Request Properties	See List Variables: Request Properties .
Example Response	See List Global Variables: XML and JSON Examples .
Response Properties	See List Variables: Response Properties .

List Variables: XML and JSON Examples

Examples	XML	JSON
----------	-----	------

<p>Example Request</p>	<pre> Global Variable<variable-query-filter><scope>global</scope></variable-query-filter><variable-query-filter><scope>global</scope><variableName>demo*</variableName></variable-query-filter>Local Variable<variable-query-filter><scope>local</scope>></variable-query-filter><variable-query-filter><scope>local</scope><variableName>*2</variableName>></variable-query-filter>Task Variable<variable-query-filter><scope>task</scope><taskName>UT-WS-Task</taskName></variable-query-filter><variable-query-filter><scope>task</scope><taskName>UT-WS-Task</taskName><variableName>UT*2</variableName></variable-query-filter>Trigger Variable<variable-query-filter><scope>trigger</scope><triggerName>UT-WS-Trigger</triggerName></variable-query-filter><variable-query-filter><scope>trigger</scope><triggerName>UT-WS-Trigger</triggerName><variableName>*2</variableName></variable-query-filter> </pre>	<pre> Global Variable { "scope": "global" } { "scope": "global", "variableName": "demo*" } Local Variable { "scope": "local" } { "scope": "local", "variableName": "*2" } Task Variable { "scope": "task", "taskName": "UT-WS-Task" } { "scope": "task", "taskName": "UT-WS-Task", "variableName": "UT*2" } Trigger Variable { "scope": "trigger", "triggerName": "UT-WS-Trigger" } { "scope": "trigger", "triggerName": "UT-WS-Trigger", "variableName": "*2" } </pre>
------------------------	--	--

<p>Example Response</p>	<p>Example 1<variables><variable><description /><name>demo_ops_download_dir</name><sysId>db5c436ac0a8016501f1ab660b585961</sysId><type>Global</type><version>1</version><value>/home/uc/download</value></variable><variable><description /><name>demo_ops_linux_rc</name><sysId>db5c7b72c0a80165004cda781dbf3115</sysId><type>Global</type><version>1</version><value>0</value></variable></variables></p> <p>Example 2<variables><variable><description>varDescription2</description><name>UT_WS_var_2</name><sysId>164a03300a0a0a6475b497e5d985c1aa</sysId><taskId>164a02a80a0a0a644fc9a3d6dd33f72b</taskId><taskName>UT-WS-Task</taskName><type>Task</type><value>varVal2</value></variable><variable><description /><name>UT_WS_var_2</name><sysId>164ea9ff0a0a0a6449f209da49f594c0</sysId><triggerId>164ea9a40a0a0a647df8372b88eb2394</triggerId><triggerName>UT-WS-Trigger</triggerName><type>Trigger</type><value>val</value></variable></variables></p>	<p>Example 1</p> <pre>[{ "description": null, "name": "demo_ops_download_dir", "sysId": "db5c436ac0a8016501f1ab660b585961", "type": "Global", "version": 1, "value": "/home/uc/download" }, { "description": null, "name": "demo_ops_linux_rc", "sysId": "db5c7b72c0a80165004cda781dbf3115", "type": "Global", "version": 1, "value": 0 }]</pre> <p>Example 2</p> <pre>[{ "description": "varDescription2", "name": "UT_WS_var_2", "sysId": "164a03300a0a0a6475b497e5d985c1aa", "taskId": "164a02a80a0a0a644fc9a3d6dd33f72b", "taskName": "UT-WS-Task", "type": "Task", "value": "varVal2" }, { "description": null, "name": "UT_WS_var_2", "sysId": "164ea9ff0a0a0a6449f209da49f594c0", "triggerId": "164ea9a40a0a0a647df8372b88eb2394", "triggerName": "UT-WS-Trigger", "type": "Trigger", "value": "val" }]</pre>
-------------------------	--	--

List Variables: Request Properties

Property	UI Field Name	Description	Specifications	Required
----------	---------------	-------------	----------------	----------

scope	n/a	Type of variable to be returned in the Response.	Valid values (case insensitive): <ul style="list-style-type: none"> • global • local • task • trigger Default is global.	N
taskName	n/a	If <code>scope</code> is task; Name of task.		Y
triggerName	n/a	If <code>scope</code> is trigger; Name of the trigger.		Y
variableName	n/a	If <code>scope</code> is global (or local), and <code>variableName</code> is not specified, all Global (or Local) variables are returned in the Response. If <code>scope</code> is Global (or Local), and <code>variableName</code> is specified, all Global (or Local) variables matching that name are returned in the Response.	Wildcards are supported.	N

List Variables: Response Properties

Property	UI Field Name	Description
description	Description	Description of the variable.
name	Name	Name of the variable.
sysId	n/a	sys_id used within the Controller to identify this variable.
taskId	n/a	ID of the task if the search was for a task-specific variable (<code>scope</code> is task in the Request).
taskName	n/a	Name of the task if the search was for a task-specific variable (<code>scope</code> is task in the Request).
triggerId	n/a	ID of the trigger if the search was for a trigger-specific variable (<code>scope</code> is trigger in the Request).
triggerName	n/a	Name of the trigger if the search was for a trigger-specific variable (<code>scope</code> is trigger in the Request).
type	n/a	Type of variable.
value	Value	Value of the variable.
version	Version	Version of the variable.

Modify a Global Variable

	Description
URI	http://host_name/uc/resources/variable
HTTP Method	PUT
Description	Modifies the Global Variable specified by the <code>sysId</code> .

Example URI	http://localhost:8080/uc/resources/variable
Consumes Content-Type	application/xml, application/json
Produces Content-Type	n/a
Example Request	See Modify a Global Variable: Example Request , below.
Request Properties	See Global Variable Properties .
Example Response	<ul style="list-style-type: none"> Status 200 /OK Successfully updated the variable with sysId <sysId> to version <version>.

Modify a Global Variable: Example Request

XML Request	JSON Request
<pre><variable><description>description</description><name>demo_ops_global</name> <opswiseGroups><opswiseGroup>group 1</opswiseGroup><opswiseGroup>group 2< /opswiseGroup></opswiseGroups><sysId>237f9f6c43d2617201b2bd04063f917a</sys Id><value>Global</value></variable></pre>	<pre>{ "description": "description", "name": "demo_ops_global", "opswiseGroups": ["group 1", "group 2"], "sysId": "237f9f6c43d2617201b2bd04063f917a", "value": "Global" }</pre>

Read a Global Variable

	Description
URI	http://host_name/uc/resources/variable
HTTP Method	GET
Description	Retrieves information on a specific Global Variable .
URI Parameters	See Read a Global Variable: URI Parameters , below.
Example URI	http://localhost:8080/uc/resources/variable?variablename=demo_ops_global
Consumes Content-Type	n/a
Produces Content-Type	application/xml, application/json
Example Response	See Read a Global Variable: Example Response , below.
Response Properties	See Global Variable Properties .

Read a Global Variable: URI Parameters

Name	Description	Specifications	Required	Mutually Exclusive With
variableid	Unique ID for this Global Variable.		Y (unless variablename is specified)	variablename
variablename	Name used within the Controller to identify this Global Variable.	Maximum 40 alphanumeric.	Y (unless variableid is specified)	variableid

Read a Global Variable: Example Response

XML Response	JSON Response
<pre><variable retainSysIds="true" version="1"><description>description</description><name>demo_ops_global</name><opswiseGroups><opswiseGroup>group 1</opswiseGroup><opswiseGroup>group 2</opswiseGroup></opswiseGroups><sysId>237f9f6c43d2617201b2bd04063f917a</sysId><value>Global</value></variable></pre>	<pre>{ "description": "description", "name": "demo_ops_global", "opswiseGroups": ["group 1","group 2"], "sysId": "237f9f6c43d2617201b2bd04063f917a", "retainSysIds": true, "value": "Global", "version": 1 }</pre>

Set Variables

	Description
URI	http://host_name/uc/resources/variable/ops-variable-set
HTTP Method	POST
Description	Sets the specified variable .
Example URI	http://localhost:8080/uc/resources/variable/ops-variable-set
Authentication	HTTP Basic
Consumes Content-Type	application/xml, application/json
Produces Content-Type	application/xml, application/json
Example Request	See Set Variables: Request Examples .
Example Response	See Set Variables: Response Examples .
Properties	See Set Variables Properties .

Set Variables: Request Examples

XML Request	JSON Request
<pre>Global Variable<set- variable><create>true</create ><variable><name>testGlobalV ar</name><description>testGl obalVar description</descrip tion><value>testGlobalVar val</value></variable></set- variable></pre>	<pre>Global Variable { "create": true, "variable": { "name": "testGlobalVar", "description": "testGlobalVar description", "value": "testGlobalVar val" } }</pre>
<pre>Task Variable<set-variable>< create>true</create><scope>t ask</scope><task>Timer 60</t ask><variable><description>t estTaskVar description</desc ription><name>testTaskVar</n ame><value>testTaskVar val</ value></variable></set- variable></pre>	<pre>Task Variable { "create": true, "scope": "task", "task": "Timer 60", "variable": { "name": "testTaskVar", "description": "testTaskVar description", "value": "testTaskVar val" } }</pre>
<pre>Trigger Variable<set- variable><create>true</create ><scope>trigger</scope><trig ger>uc - Mon-Fri 9-5</trigger ><variable><description>test TriggerVar description</desc ription><name>testTriggerVar< /name><value>testTriggerVar val</value></variable></set- variable></pre>	<pre>Trigger Variable { "create": true, "scope": "trigger", "trigger": "uc - Mon-Fri 9- 5", "variable": { "name": "testTriggerVar", "description": "testTriggerVar description", "value": "testTriggerVar val" } }</pre>

Set Variables: Response Examples

XML Response	JSON Response
<pre><command-response><type>set_variable</type><success>true</success><info>Variable testGlobalVar not found., Successfully created variable=testGlobalVar with value=testGlobalVar val.< /info><errors /></command-response></pre>	<pre>{ "type": "set_variable", "success": true, "info": "Variable testGlobalVar not found., Successfully created variable=testGlobalVar with value=testGlobalVar val.", "errors": "" }</pre>

Set Variables Properties

Property	UI Field Name	Description	Specifications	Required
create	n/a	Specification for whether or not to create a variable.	Boolean; Valid values: true/false.	N
description	Description	Description of the variable.		N
name	Name	Name of the variable.		Y
scope	n/a	Type of variable to be returned in the XML Response.	Valid values: global, task, trigger (case insensitive). Default is global.	N
task	n/a	If <code>scope</code> is task; Name of the task.		Y
trigger	n/a	If <code>scope</code> is trigger; Name of the trigger.		Y
value	Value	Value of the variable.		Y

Virtual Resource Web Services

- [Overview](#)
- [Create a Virtual Resource](#)
- [Delete a Virtual Resource](#)
- [List Virtual Resources](#)
- [Modify a Virtual Resource](#)
- [Read a Virtual Resource](#)
- [Set Limit on a Virtual Resource](#)

Overview

Universal Controller supports the following RESTful-based web services for Virtual Resource operations, which are listed alphabetically on this page.

- [Create a Virtual Resource](#)
- [Delete a Virtual Resource](#)
- [List Virtual Resources](#)
- [Modify a Virtual Resource](#)
- [Read a Virtual Resource](#)
- [Set Limit on a Virtual Resource](#)

Formatting specifications for each web service, including details about parameter requirements, are provided.

Create a Virtual Resource

	Description
URI	http://host_name/uc/resources/virtual
HTTP Method	POST
Description	Creates a Virtual Resource .
Example URI	http://localhost:8080/uc/resources/virtual
Consumes Content-Type	application/xml, application/json
Produces Content-Type	n/a
Example	See Virtual Resource: XML and JSON Examples .
Properties	See Virtual Resource: Properties .
Example Response	<ul style="list-style-type: none"> • Status 200 /OK Successfully created the Business Service with sysId {sysId}. • Status 400 /Bad Request Create virtual resource failed. Resource Name must be defined.



Virtual Resource: XML and JSON Examples

The `excludeRelated` and `retainsSysIds` properties are specified as attributes in the `<virtualResource>` element of the request.

XML	JSON
<pre><virtualResource retainSysIds=" true"><limit>1</limit><name>test</ name><opswiseGroups><opswiseGroup> 1</opswiseGroup></opswiseGroups><s ummary>Resource with limit of only 1.</summary><sysId>416d78bac0 a801c901de14704e00fa75</sysId><type> Renewable</type>< /virtualResource></pre>	<pre>{ "limit": 5, "name": "test", "opswiseGroups": ["1"], "retainSysIds": true, "summary": "Resource with limit of only 1.", "sysId": "416d78bac0a801c901de14704e00fa75", "type": "Renewable" }</pre>

Virtual Resource Properties

Property	UI Field Name	Description	Specifications	Required
limit	Resource Limit	Number of resources available for the specific resource type.	Integer; Default is 10.	N
name	Name	Name used within the Controller to identify this Virtual Resource.	Contains a maximum of 40 alphanumeric.	Y
opswiseGroups	Member of Business Services	Business Services that this record belongs to. XML <pre><opswiseGroups><opswiseGroup>test</opswiseGroup></opswiseGroups></pre> JSON <pre>"opswiseGroups": ["test"]</pre>		N

retainSysIds	n/a	<p>For Create web services; specification for whether or not the web service should persist the <code>sysId</code> property.</p> <ul style="list-style-type: none"> If <code>retainSysIds</code> is true and <code>sysId</code> is included in the request/response, <code>sysId</code> will be persisted to the database. If <code>retainSysIds</code> is false and <code>sysId</code> is included in the request/response, <code>sysId</code> will be ignored; it will be autogenerated by the Controller. <p>Note  In XML, <code>retainSysIds</code> is specified as an attribute in the <code><virtualResource></code> element.</p>	Valid values: true/false (default is true).	N
summary	Description	User-defined; description of this record.		N
sysId	N/A	System ID field in the database for a record.	Persisted only if retainSysIds is set to true.	N
type	Resource Type	Type of Virtual Resource.	Valid values: <ul style="list-style-type: none"> As String = Renewable, As Value = 1 As String = Boundary, As Value = 2 As String = Depletable, As Value = 3 Default is Renewable (1).	N
version	n/a	<p>For Read and List web services; specification of the version being read or listed.</p> <p>Note  In XML web services, <code>version</code> is specified as an attribute in the <code><virtualResource></code> element.</p>		Yes

Delete a Virtual Resource

	Description
URI	http://host_name/uc/resources/virtual
HTTP Method	DELETE
Description	Deletes a Virtual Resource .
URI Parameters	See Delete a Virtual Resource: URI Parameters .
Example URI	http://localhost:8080/uc/resources/virtual?resourceid=77171434c0a801c9016d5b2b5d17ddee

Example Response	<ul style="list-style-type: none"> • Status 200 /OK Virtual Resource deleted successfully. • Status 400 /Bad Request Mutual exclusion violation. Cannot specify <code>resourcename</code> and <code>resourceid</code> at the same time. • Status 404 /Not Found A virtual resource with <code>{name/id} "test"</code> does not exist.
------------------	--

Delete a Virtual Resource: URI Parameters

Parameter	Description	Specifications	Required	Mutually Exclusive With
<code>resourceid</code>	ID used within the Controller to identify this Virtual Resource.	String; URI parameter.	Y (unless <code>resourcename</code> is specified)	<code>resourcename</code>
<code>resourcename</code>	Name used within the Controller to identify this Virtual Resource.	String; URI parameter.	Y (unless <code>resourceid</code> is specified)	<code>resourceid</code>

List Virtual Resources

	Description
URI	http://host_name/uc/resources/virtual/list
HTTP Method	GET
Description	Retrieves information on all Virtual Resources .
URI Parameters	See List Virtual Resources: URI Parameters .
Example URI	http://localhost:8080/uc/resources/virtual/list?name=test*&type=renewable
Authentication	HTTP Basic
Consumes Content-Type	n/a
Produces Content-Type	application/xml, application/json
Response Example	See List Virtual Resources: XML and JSON Response Examples .
Response Properties	See List Virtual Resources: Response Properties .

List Virtual Resources: URI Parameters

Parameter	Description	Specifications	Required
<code>name</code>	Name of this Virtual Resource.	String; URI wild card parameter (that is, <code>test*</code>).	N


type	Type of this Virtual Resource.	Valid Values:	N
		<ul style="list-style-type: none"> As String = Renewable, As Value = 1 As String = Boundary, As Value = 2 As String = Depletable, As Value = 3 <p>If type is not specified, it defaults to all types.</p>	

List Virtual Resources: XML and JSON Response Examples

XML	JSON
<pre><virtual-resources><virtual-resource><limit>8</limit><name>test1</name><sysId>416d78bac0a801c901de14704e00fa75</sysId><type>Renewable</type><used>1</used><used-by-tasks><task><amount>1</amount><taskInstanceName>uc - Sleep 60</taskInstanceName></task></used-by-tasks><version>1</version></virtual-resource><virtual-resource><limit>10</limit><name>test2</name><sysId>416d78bac0a801c901de14704e00fa76</sysId><type>Renewable</type><used>1</used><used-by-tasks><task><amount>1</amount><taskInstanceName>uc - Sleep 60</taskInstanceName></task></used-by-tasks><version>1</version></virtual-resource></virtual-resources></pre>	<pre>[{ "limit": 8, "name": "test", "sysId": "416d78bac0a801c901de14704e00fa75", "type": "Renewable", "used": 1, "usedByTasks": [{ "amount": 1, "taskInstanceName": "uc - Sleep 60" }], "version": 1 }, { "limit": 10, "name": "test2", "sysId": "416d78bac0a801c901de14704e00fa76", "type": "Renewable", "used": 1, "usedByTasks": [{ "amount": 1, "taskInstanceName": "uc - Sleep 60" }], "version": 1 }]</pre>

List Virtual Resources: Response Properties

Property	UI Field Name	Description
limit	Resource Limit	Number of resources available for the specific resource type.
name	Name	Name used within the Controller to identify this Virtual Resource.
sysId	n/a	System ID field in the database for a record.
type	Resource Type	Type of Virtual Resource.

used	Resource Used	System-supplied if <code>type</code> is Renewable; Number of units currently in use at the time the web service is executed.
used-by-tasks	Currently in Use	<p>List of task instances that have acquired this virtual resource, and the number of units acquired, at the time the web service was executed.</p> <p>Note  <code>used-by-tasks</code> is defined as "usedByTasks" in JSON.</p>
version	Version	System-supplied; version number of the virtual resource.

Modify a Virtual Resource

	Description
URI	http://host_name/uc/resources/virtual
HTTP Method	PUT
Description	Modifies the Virtual Resource specified by the <code>sysId</code> .
Example URI	http://localhost:8080/uc/resources/virtual
Consumes Content-Type	application/xml, application/json
Produces Content-Type	n/a
Example	See Virtual Resource: XML and JSON Examples .
Properties	See Virtual Resource: Properties .
Example Response	<ul style="list-style-type: none"> Status 200 /OK Successfully updated the virtual resource with <code>sysId <sysId></code> to version <code><version></code>.

Read a Virtual Resource

	Description
URI	http://host_name/uc/resources/virtual
HTTP Method	GET
Description	Retrieves information on a specified Virtual Resource .
Example URI	http://localhost:8080/uc/resources/virtual?resourceName=test
Consumes Content-Type	n/a

Produces Content-Type	application/xml, application/json
Example	See Virtual Resource: XML and JSON Examples .
Properties	See Virtual Resource: Properties .

Read a Virtual Resource: URI Parameters

Parameter	Description	Specifications	Required	Mutually Exclusive With
resourceid	ID used within the Controller to identify this Virtual Resource.	String; URI parameter.	Y (unless resourcename is specified)	resourcename
resourcename	Name used within the Controller to identify this Virtual Resource.	String; URI parameter.	Y (unless resourceid is specified)	resourceid

Set Limit on a Virtual Resource

	Description
URI	http://host_name/uc/resources/virtual/ops-update-resource-limit
HTTP Method	POST
Description	Updates resource limit for virtual resources .
Example URI	http://localhost:8080/uc/resources/virtual/ops-update-resource-limit
Authentication	HTTP Basic
Consumes Content-Type	application/xml, application/json
Produces Content-Type	application/xml, application/json
Example Request	See Set Limit on a Virtual Resource: XML and JSON Examples .
Request Properties	See Set Limit on a Virtual Resource: Request Properties .
Example Response	See Set Limit on a Virtual Resource: XML and JSON Examples .

Set Limit on a Virtual Resource: XML and JSON Examples

Example	XML	JSON
Example Request	<pre><virtual-resource><name>uc - Solo</name><limit>1</limit></virtual-resource></pre>	<pre>{ "name": "uc - Solo", "limit": 1 }</pre>

<p>Example Response</p>	<pre><command-response><type>update_resource_limit</type><success>true</success><info>Successfully updated the virtual resource.</info><errors /></command-response></pre>	<pre>{ "type": "update_resource_limit", "success": true, "info": "Successfully updated virtual resource "uc - Solo" with limit 1. ", "errors": "" }</pre>
--------------------------------	--	---

Set Limit on a Virtual Resource: Request Properties

Property	UI Field Name	Description	Specifications	Required
name	Resource Name	Name used within the Controller to identify this resource.	Maximum 40 alphanumerics.	Y
limit	Resource Limit	Maximum number of units available for this resource.		Y